


SMD Power Inductor CDRH5D28



Description

- Ferrite drum core construction.
- Magnetically shielded.
- L × W × H: 6.0 × 6.0 × 3.0 mm Max.
- Product weight: 0.4g(Ref.)
- Moisture Sensitivity Level: 1
- RoHS compliance.

Environmental Data

- Operating temperature range: -40°C ~ +100°C (including coil's self temperature rise)
- Storage temperature range: -40°C ~ +100°C
- Solder reflow temperature: 260 °C peak.

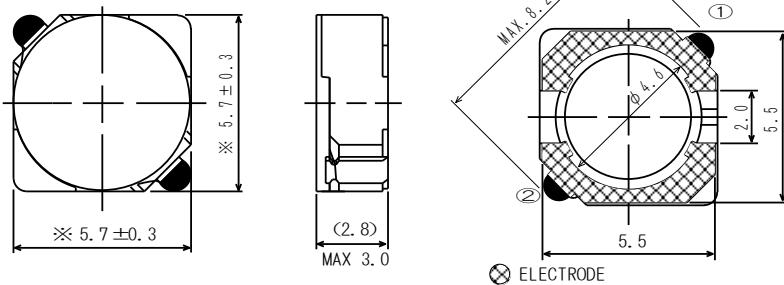
Packaging

- Carrier tape and reel packaging
- 13.0" diameter reel
- 2000pcs per reel

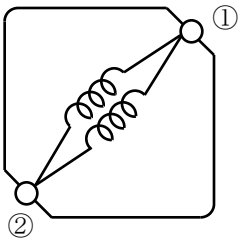
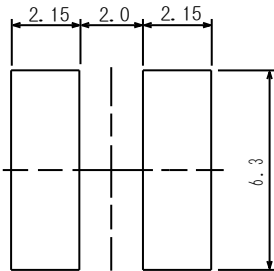
Applications

- Ideally used in Notebook PC, HDD, DSC/DVC, LCD TV, Game machine etc. as DC-DC converter inductors.

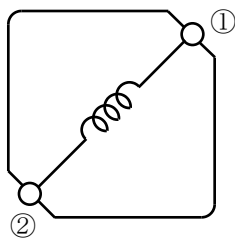
Dimension - [mm]



Land pattern and Schematics - [mm]



(2.5 μH ~8.2 μH)



(10 μH ~100 μH)

SMD Power Inductor

CDRH5D28



Electrical Characteristics

Part Name	Stamp	Inductance (μ H) [within] ※1	D.C.R. (Ω) [Max.] (Typ.) (at 20°C)	Rated Current (A) ※2
CDRH5D28NP-2R5NC	2R5	2.5 \pm 30%	18m (13m)	2.60
CDRH5D28NP-3R0NC	3R0	3.0 \pm 30%	24m (18m)	2.40
CDRH5D28NP-4R2NC	4R2	4.2 \pm 30%	31m (23m)	2.20
CDRH5D28NP-5R3NC	5R3	5.3 \pm 30%	38m (28m)	1.90
CDRH5D28NP-6R2NC	6R2	6.2 \pm 30%	45m (33m)	1.80
CDRH5D28NP-8R2NC	8R2	8.2 \pm 30%	53m (39m)	1.60
CDRH5D28NP-100NC	100	10 \pm 30%	65m (48m)	1.30
CDRH5D28NP-120NC	120	12 \pm 30%	76m (56m)	1.20
CDRH5D28NP-150NC	150	15 \pm 30%	103m (76m)	1.10
CDRH5D28NP-180NC	180	18 \pm 30%	110m (82m)	1.00
CDRH5D28NP-220NC	220	22 \pm 30%	122m (90m)	0.90
CDRH5D28NP-270NC	270	27 \pm 30%	175m(130m)	0.85
CDRH5D28NP-330NC	330	33 \pm 30%	189m(140m)	0.75
CDRH5D28NP-390NC	390	39 \pm 30%	212m(157m)	0.70
CDRH5D28NP-470NC	470	47 \pm 30%	250m(185m)	0.62
CDRH5D28NP-560NC	560	56 \pm 30%	305m(226m)	0.58
CDRH5D28NP-680NC	680	68 \pm 30%	355m(263m)	0.52
CDRH5D28NP-820NC	820	82 \pm 30%	463m(343m)	0.46
CDRH5D28NP-101NC	101	100 \pm 30%	520m(385m)	0.42

※1. Inductance measuring condition: at 100kHz.

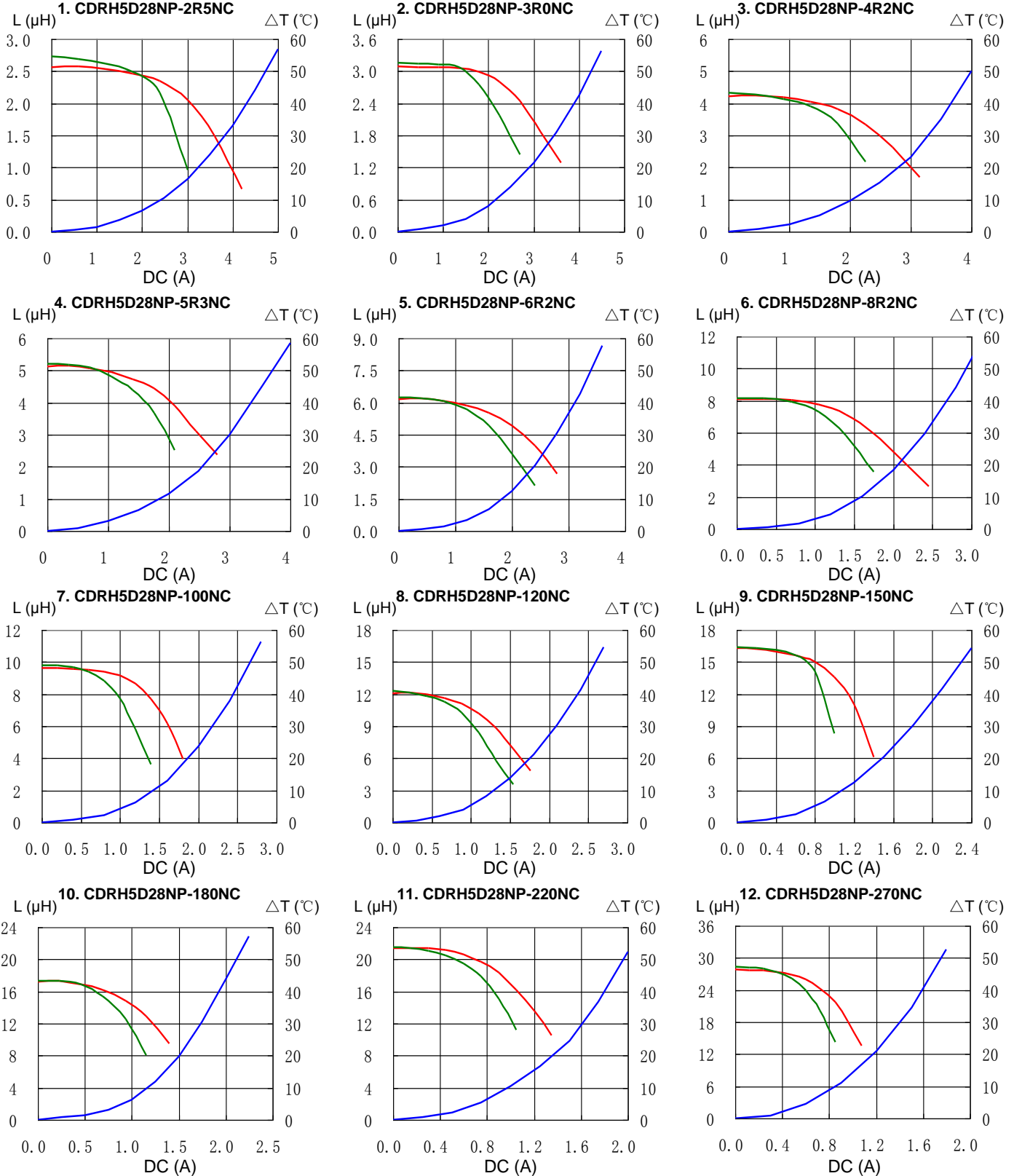
※2. Rated current: The DC current at which the inductance decreases to 65% of it's nominal value or when $\Delta t=30^{\circ}\text{C}$, whichever is lower ($T_a=20^{\circ}\text{C}$).

SMD Power Inductor CDRH5D28



Saturation Current & Temperature Rise Graph

— L (20°C) — L (105°C) — ΔT

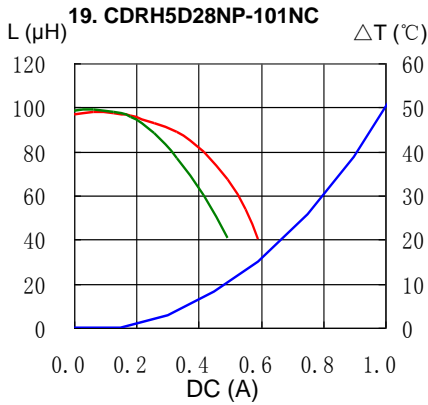
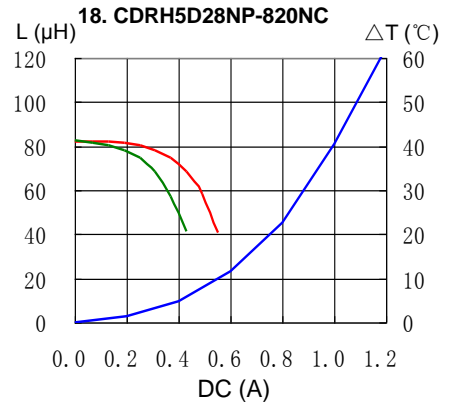
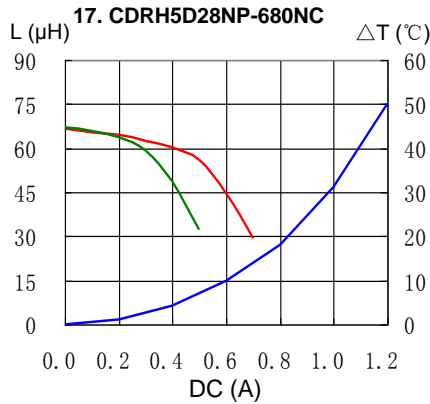
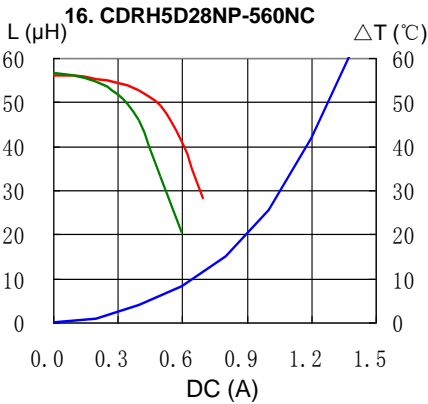
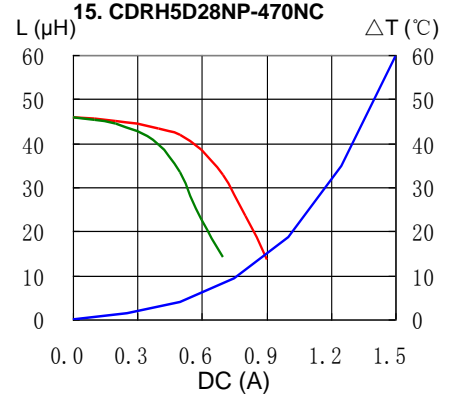
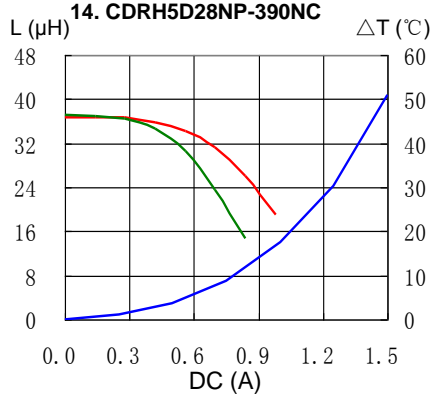
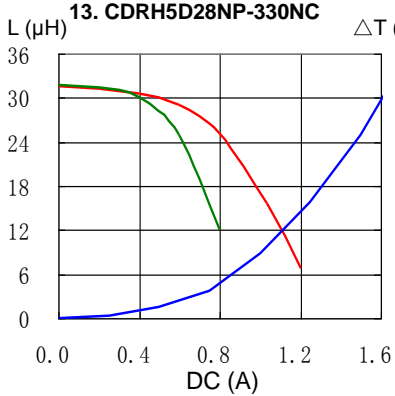


SMD Power Inductor CDRH5D28



Saturation Current & Temperature Rise Graph

— L (20°C) — L (105°C) — ΔT

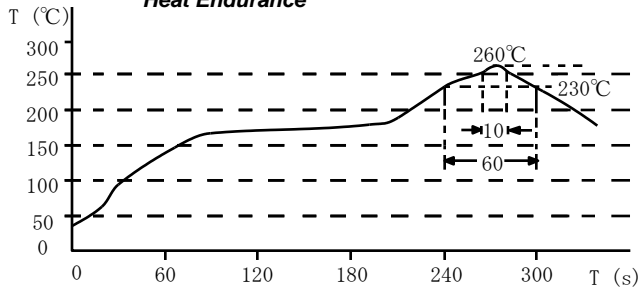


SMD Power Inductor CDRH5D28

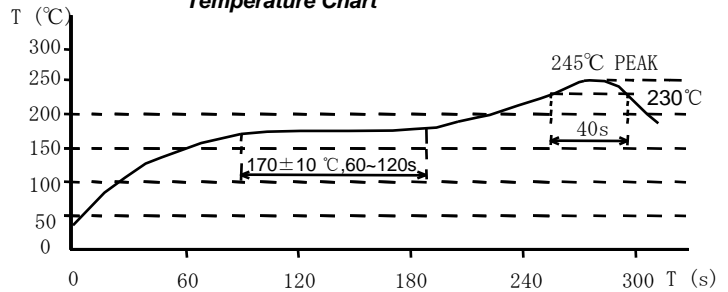


Solder Reflow Condition

Heat Endurance



Temperature Chart



Please refer to the sales offices on our website - <http://www.sumida.com>

Hong Kong

Tel.+852-2880-6781
FAX.+852-2565-9600
sales@hk.sumida.com

Saitama(Japan)

Tel.+81-48-691-7300
FAX.+81-48-691-7340
sales@jp.sumida.com

Chicago

Tel.+1-847-545-6700
FAX. +1-847-545-6720
sales@us.sumida.com

Shanghai

Tel.+86-21-5836-3299
FAX.+86-21-5836-3266
shanghai.sales@cn.sumida.com

Seoul

Tel.+82-2-6237-0777
FAX.+82-2-6237-0778
sales@kr.sumida.com

Obernzell

Tel.+49-8591-937-0
FAX. +49-8591-937-103
contact@eu.sumida.com

Shenzhen

Tel.+86-755-8291-0228
FAX.+86-755-8291-0338
shenzhen.sales@cn.sumida.com

Singapore

Tel.+65-6296-3388
FAX.+65-6841-4426
sales@sg.sumida.com

Neumarkt

Tel.+49-9181-4509-110
FAX. +49-9181-4509-310
infocomp@eu.sumida.com

Taipei

Tel.+886-2-8751-2737
FAX.+886-2-8751-2738
sales@tw.sumida.com

San Jose

Tel.+1-408-321-9660
FAX.+1-408-321-9308
sales@us.sumida.com