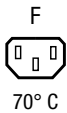


IEC Appliance Outlet F, Snap-in Mounting, Front Side, Solder or Quick-connect Terminal



See below:

Approvals and Compliances

Description

- Panel mount :
 Snap-in version from front side
- Connector , Pin temperature 70 °C , Protection class I
- Solder terminals or quick connect terminals

Other versions on request

- Other panel thickness
- Types for rivet mounting available upon request
- Types for enhanced glow wire test requirements acc. IEC 60695-2-12 and -13 for the use in unattended household equipment acc. IEC 60335-1
- Variant with notch for V-Lock mating Cordsets

References

Alternative: version with integrated light pipes [6600-5](#)

Weblinks

[pdf data sheet](#), [html datasheet](#), [General Product Information](#), [Approvals](#), [Distributor-Stock-Check](#), [Accessories](#), [Detailed request for product](#)

Newly available variants corresponding to V-Lock mating cordset. The connector is equipped with a notch intended for use with the latching cordset. The cord latching system prevents against accidental removal of the cordset.

Technical Data

Ratings IEC	10A / 250VAC; 50Hz	Appliance inlet/-outlet	F acc. to IEC 60320-3
Ratings UL/CSA	15A / 250VAC; 60Hz		UL 60320-1, CSA C22.2 no. 60320-1
Dielectric Strength	> 2 kVAC between L-N > 2 kVAC between L/N-PE (1 min/50Hz)		(for cold conditions) pin-temperature 70 °C, 10A, Protection Class I
Allowable Operation Temperature	-25 °C to 70 °C		
IP-Protection	from front side IP30 acc. to IEC 60529		
Protection against electric shock	Suitable for appliances with protection class I acc. to IEC 61140		
Terminal	Solder terminals or quick connect terminals		
Panel Thickness S	Snap-in: 1/1.2/1.5/2/2.5/3 mm		
Material: Housing	Thermoplastic, black, UL 94V-0		

Approvals and Compliances




Detailed information on product approvals, code requirements, usage instructions and detailed test conditions can be looked up in [Details about Approvals](#)

SCHURTER products are designed for use in industrial environments. They have approvals from independent testing bodies according to national and international standards. Products with specific characteristics and requirements such as required in the automotive sector according to IATF 16949, medical technology according to ISO 13485 or in the aerospace industry can be offered exclusively with customer-specific, individual agreements by SCHURTER.

Approvals





The approval mark is used by the testing authorities to certify compliance with the safety requirements placed on electronic products.

Approval Reference Type: 6600-4

Approval Logo	Certificates	Certification Body	Description
	VDE Approvals	VDE	Certificate Number: 40017345
	UL Approvals	UL	UL File Number: E103791
	CCC Approvals	CCC	CCC Certificate Number: 2012010204546362



Product standards

Product standards that are referenced

Organization	Design	Standard	Description
	Designed according to	IEC 60320-1	Appliance couplers for household and similar general purposes
	Designed according to	IEC 60320-3	Appliance couplers for household and similar general purposes
	Designed according to	UL 60320-1	Standard for Attachment Plugs and Receptacles
	Designed according to	CSA C22.2 no. 60320-1	General Use Receptacles, Attachment Plugs, and Similar Wiring Devices







Application standards

Application standards where the product can be used

Organization	Design	Standard	Description
	Designed for applications acc.	IEC/UL 62368-1	IEC 62368-1 includes the basic requirements for safety of audio, video, information technology and office equipment.
	Designed for applications acc.	IEC 60335-1	Safety of electrical appliances for household and similar purposes. Meets the requirements for appliances in unattended use. This includes the enhanced requirements of glow wire tests acc. to IEC 60695-2-11 or -12 & -13.

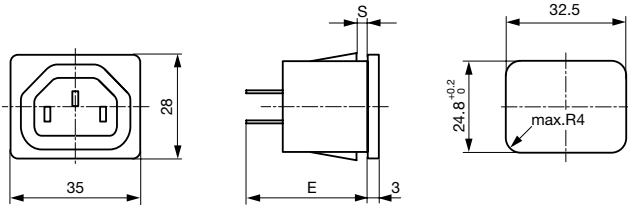
Compliances

The product complies with following Guide Lines

Identification	Details	Initiator	Description
	CE declaration of conformity	SCHURTER AG	The CE marking declares that the product complies with the applicable requirements laid down in the harmonisation of Community legislation on its affixing in accordance with EU Regulation 765/2008.
	RoHS	SCHURTER AG	Directive RoHS 2011/65/EU, Amendment (EU) 2015/863
	China RoHS	SCHURTER AG	The law SJ / T 11363-2006 (China RoHS) has been in force since 1 March 2007. It is similar to the EU directive RoHS.
	REACH	SCHURTER AG	On 1 June 2007, Regulation (EC) No 1907/2006 on the Registration, Evaluation, Authorization and Restriction of Chemicals 1 (abbreviated as "REACH") entered into force.
		SCHURTER AG	V-Lock system are based on a matching plug-dose combination. The connector is equipped with a notch intended for use with the latching cordset. The cord latching system prevents against accidental removal of the cordset.
	White Paper Glow wire test	SCHURTER AG	Meets the requirements of IEC 60335-1 for appliances in unattended use. This includes the enhanced requirements of glow wire tests acc. to IEC 60695-2-11 or -12 & -13.

Dimensions [mm]

6600-4



E: Solder terminals: 24.1 mm

E: Quick connect terminals 4.8 x 0.8 mm: 26.5 mm

E: Quick connect terminals 6.3 x 0.8 mm: 27.5 mm

All Variants

Panel mounting	Panel Thickness s [mm]	Terminal	IP Protection Class Front Side	Order Number
Snap-in	1	Quick connect terminals 4.8 x 0.8 mm	IP30	6600.4210
Snap-in	1	Quick connect terminals 4.8 x 0.8 mm	IP30	6600.4210.21
Snap-in	1.2	Quick connect terminals 4.8 x 0.8 mm	IP30	6600.4212
Snap-in	1.2	Quick connect terminals 4.8 x 0.8 mm	IP30	6600.4212.21
Snap-in	1.5	Quick connect terminals 4.8 x 0.8 mm	IP30	6600.4215
Snap-in	1.5	Quick connect terminals 4.8 x 0.8 mm	IP30	6600.4215.21
Snap-in	2	Quick connect terminals 4.8 x 0.8 mm	IP30	6600.4220
Snap-in	2	Quick connect terminals 4.8 x 0.8 mm	IP30	6600.4220.21
Snap-in	2.5	Quick connect terminals 4.8 x 0.8 mm	IP30	6600.4225
Snap-in	2.5	Quick connect terminals 4.8 x 0.8 mm	IP30	6600.4225.21
Snap-in	3	Quick connect terminals 4.8 x 0.8 mm	IP30	6600.4230
Snap-in	3	Quick connect terminals 4.8 x 0.8 mm	IP30	6600.4230.21
Snap-in	1	Quick connect terminals 6.3 x 0.8 mm	IP30	6600.4310
Snap-in	1	Quick connect terminals 6.3 x 0.8 mm	IP30	6600.4310.21
Snap-in	1.2	Quick connect terminals 6.3 x 0.8 mm	IP30	6600.4312
Snap-in	1.2	Quick connect terminals 6.3 x 0.8 mm	IP30	6600.4312.21
Snap-in	1.5	Quick connect terminals 6.3 x 0.8 mm	IP30	6600.4315
Snap-in	1.5	Quick connect terminals 6.3 x 0.8 mm	IP30	6600.4315.21
Snap-in	2	Quick connect terminals 6.3 x 0.8 mm	IP30	6600.4320
Snap-in	2	Quick connect terminals 6.3 x 0.8 mm	IP30	6600.4320.21
Snap-in	2.5	Quick connect terminals 6.3 x 0.8 mm	IP30	6600.4325
Snap-in	2.5	Quick connect terminals 6.3 x 0.8 mm	IP30	6600.4325.21
Snap-in	3	Quick connect terminals 6.3 x 0.8 mm	IP30	6600.4330
Snap-in	3	Quick connect terminals 6.3 x 0.8 mm	IP30	6600.4330.21
Snap-in	1	Solder terminals	IP30	6600.4110
Snap-in	1	Solder terminals	IP30	6600.4110.21
Snap-in	1.2	Solder terminals	IP30	6600.4112
Snap-in	1.2	Solder terminals	IP30	6600.4112.21
Snap-in	1.5	Solder terminals	IP30	6600.4115
Snap-in	1.5	Solder terminals	IP30	6600.4115.21
Snap-in	2	Solder terminals	IP30	6600.4120
Snap-in	2	Solder terminals	IP30	6600.4120.21
Snap-in	2.5	Solder terminals	IP30	6600.4125
Snap-in	2.5	Solder terminals	IP30	6600.4125.21

Panel mounting	Panel Thickness s [mm]	Terminal	IP Protection Class Front Side	Order Number
Snap-in	3	Solder terminals	IP30	6600.4130
Snap-in	3	Solder terminals	IP30	6600.4130.21

Most Popular.

Availability for all products can be searched real-time: <https://www.schurter.com/en/Stock-Check/Stock-Check-SCHURTER>

Suffix ".21" corresponds to the version with V-Lock mating cordset. The connector is equipped with a notch intended for use with the latching cordset. The cord latching system prevents against accidental removal of the cordset.

Articles for enhanced glow wire test requirements acc. IEC 60695-2-12 and -13 can be ordered with ending ".15" (xxxx.xxxx.15). They are suitable for the use in unattended household equipment acc. IEC 60335-1.

Packaging unit 50 Pcs

Accessories

Description



Wire Harness
 Wire harness for SCHURTER products



Assorted Covers
 Rear Cover

0859.0047



Cord retaining kits
 Cord retaining strain relief

Countersunk, D	4700.0004
Countersunk, F	4700.0006

Mating Inlets/Plugs

Category / Description

Plug Overview complete



4732, Mounting: Power Cord, Plug: IEC E, Cable	4732
4735, Mounting: Power Cord, Plug: IEC E, Cable	4735
9009, Mounting: Plug: IEC E, Screw clamps	9009
4733, Mounting: Power Cord, Plug: IEC E, Cable	4733
4736, Mounting: Power Cord, Plug: IEC E, Cable	4736

[Plug further types to 6600-4](#)

...

Mating Inlets/Plugs shuttered



[Interconnection Cord Overview complete](#)

VAC13KS, Interconnection, V-Lock cord retaining, 0.6 m, Connector IEC C13, H05VV-F3G0.75 / SVT 3x18 AWG, black	3-100-354
VAC13KS, Interconnection, V-Lock cord retaining, 1.2 m, Connector IEC C13, H05VV-F3G0.75 / SVT 3x18 AWG, black	3-100-355
VAC13KS, Interconnection, V-Lock cord retaining, 1.5 m, Connector IEC C13, H05VV-F3G0.75 / SVT 3x18 AWG, black	3-100-356
VAC13KS, Interconnection, V-Lock cord retaining, 3.0 m, Connector IEC C13, SVT 3x18 AWG, black	3-100-361
VAC13KS, Interconnection, V-Lock cord retaining, 1.8 m, Connector IEC C13, H05VV-F3G0.75 / SVT 3x18 AWG, black	3-100-734

[Interconnection Cord further types to 6600-4](#)

...

Mouser Electronics

Authorized Distributor

Click to View Pricing, Inventory, Delivery & Lifecycle Information:

Schurter:

[6600.4212](#) [6600.4215](#) [6600.4315](#) [6600.4115](#) [6600.4112](#) [6600.4125](#) [6600.4220](#) [6600.4225](#) [6600.4312](#) [6600.4325](#)
[6600.411](#) [6600.412](#) [6600.413](#) [6600.421](#) [6600.423](#) [6600.431](#) [6600.432](#) [6600.433](#) [6600.4330](#) [6600.4230](#)
[6600.4310](#) [6600.4320](#) [6600.4130](#) [6600.4210](#) [6600.4110](#) [6600.4120](#) [6600.4115.21](#) [6600.4212.21](#) [6600.4220.21](#)
[6600.4312.21](#) [6600.4315.21](#) [6600.4225.21](#) [6600.4110.21](#) [6600.4112.21](#) [6600.4120.21](#) [6600.4125.21](#) [6600.4130.21](#)
[6600.4210.21](#) [6600.4215.21](#) [6600.4230.21](#) [6600.4310.21](#) [6600.4320.21](#) [6600.4325.21](#) [6600.4330.21](#)