

# Contact insert - HC-B 24-I-UT-M - 1648296

Please be informed that the data shown in this PDF Document is generated from our Online Catalog. Please find the complete data in the user's documentation. Our General Terms of Use for Downloads are valid (<http://phoenixcontact.com/download>)



HEAVYCON pin insert, B24 series, 24-pos., screw connection


## Your advantages

- For fast coding with plastic profile
- For test pin 2 mm



COMPLETE RoHS

## Key Commercial Data

Packing unit	1 pc
GTIN	 4 046356 092425
GTIN	4046356092425
Weight per Piece (excluding packing)	120.000 g
Custom tariff number	85366990
Country of origin	China

## Technical data

### General

Note	For HEAVYCON ADVANCE and HEAVYCON housing of B24 type. Plug-in connections may only be operated only when there is no load/voltage.
	Connectors may be operated only when there is no load/voltage.
Connection method	Screw connection
Tightening torque	0.5 Nm ... 0.8 Nm
Screwdriver blade	0.5 x 3.5 mm
Number of connections per position	1
Degree of pollution	3

# Contact insert - HC-B 24-I-UT-M - 1648296

## Technical data

### General

Overvoltage category	III
Number of positions	24+PE
Insertion/withdrawal cycles	≥ 500
Size	B24
Contact numbering	1 - 24
Conductor cross section	0.5 mm <sup>2</sup> ... 2.5 mm <sup>2</sup> (applies to stranded conductors with ferrules)
Connection cross section AWG	20 ... 14
Stripping length of the individual wire	8 mm
Assembly instructions	To ensure correct use, installation in housing with IP54 protection or better is required
Connection	Connectors may only be actuated when there is no load/voltage.

### Ambient conditions

Ambient temperature (operation)	-40 °C ... 125 °C (including heating up of contacts)
---------------------------------	--

### Material data

Contact material	Copper alloy
Contact surface material	Ag
Contact carrier material	PC
Standards/regulations	PA: Fire protection in rail vehicles - requirement sets R22 and R23 acc. to DIN EN 45545-2 (Risk level HL1 - HL2)
	PA: Fire protection in rail vehicles - requirement set R24 acc. to DIN EN 45545-2 (Risk level HL1 - HL3)

### Electrical characteristics

Rated voltage (III/3)	500 V
Rated surge voltage	6 kV
Rated current	20 A

### Standards and Regulations

Connection in acc. with standard	CSA
Constructional and testing regulations	DIN EN 61984
	DIN EN 60664
	IEC 60352
Flammability rating according to UL 94	V0


### Environmental Product Compliance

	Lead 7439-92-1
China RoHS	Environmentally Friendly Use Period = 50
	For details about hazardous substances go to tab "Downloads", Category "Manufacturer's declaration"

# Contact insert - HC-B 24-I-UT-M - 1648296

## Drawings

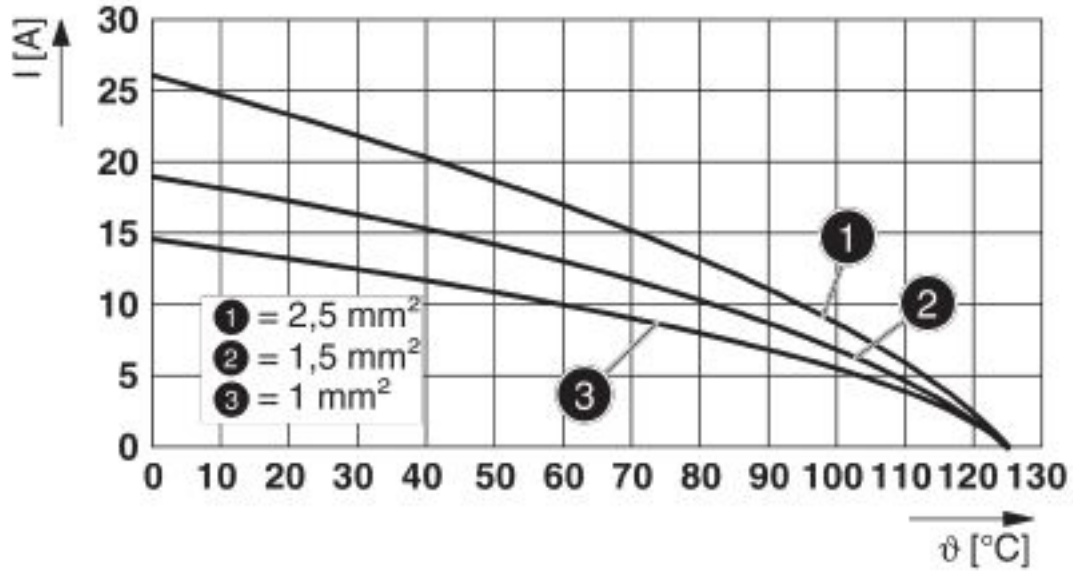
Schematic diagram



Connector pin assignment, connection side

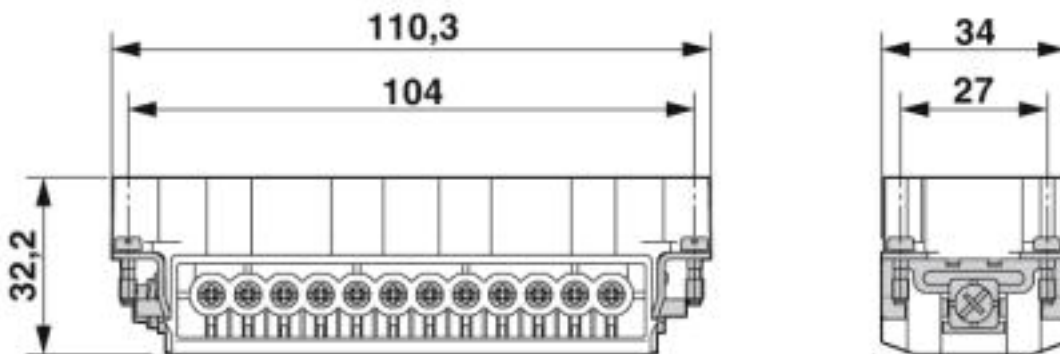
# Contact insert - HC-B 24-I-UT-M - 1648296

Diagram



Derating diagram

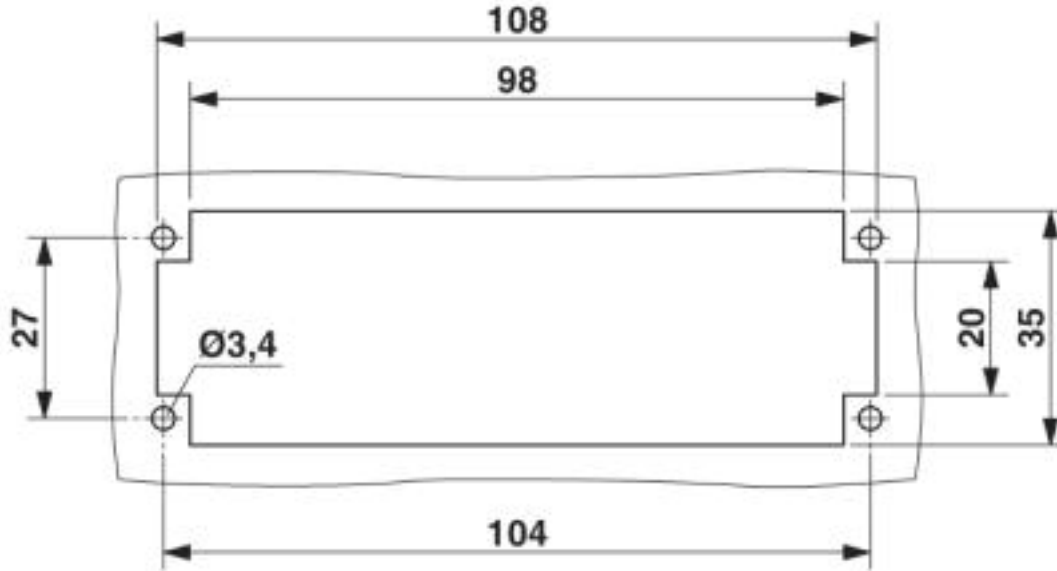
Dimensional drawing



Male insert

# Contact insert - HC-B 24-I-UT-M - 1648296

Dimensional drawing



Mounting cutout when used without housing

## Classifications

### eCl@ss

eCl@ss 4.0	27140800
eCl@ss 4.1	27140800
eCl@ss 5.0	27143400
eCl@ss 5.1	27261200
eCl@ss 6.0	27261200
eCl@ss 7.0	27440205
eCl@ss 8.0	27440205
eCl@ss 9.0	27440205

### ETIM

ETIM 3.0	EC000438
ETIM 4.0	EC000438
ETIM 5.0	EC000438
ETIM 6.0	EC000438
ETIM 7.0	EC000438

### UNSPSC

UNSPSC 6.01	30211923
-------------	----------

# Contact insert - HC-B 24-I-UT-M - 1648296

## Classifications

### UNSPSC

UNSPSC 7.0901	39121522
UNSPSC 11	39121522
UNSPSC 12.01	39121522
UNSPSC 13.2	39121522

## Approvals


### Approvals


#### Approvals

CSA / UL Recognized / EAC / DNV GL

#### Ex Approvals

### Approval details

CSA		<a href="http://www.csagroup.org/services-industries/product-listing/">http://www.csagroup.org/services-industries/product-listing/</a>	013631_6233_01
Nominal voltage UN		600 V	
Nominal current IN		13 A	
mm <sup>2</sup> /AWG/kcmil		22-14	

UL Recognized		<a href="http://database.ul.com/cgi-bin/XYV/template/LISEXT/1FRAME/index.htm">http://database.ul.com/cgi-bin/XYV/template/LISEXT/1FRAME/index.htm</a>	FILE E 118976
Nominal voltage UN		600 V	
Nominal current IN		16 A	
mm <sup>2</sup> /AWG/kcmil		14	

EAC		RU C- DE.AI30.B.01102
-----	---	--------------------------

# Contact insert - HC-B 24-I-UT-M - 1648296

## Approvals

DNV GL		<a href="https://approvalfinder.dnvgl.com/">https://approvalfinder.dnvgl.com/</a>	TAE000037S
--------	--	---	------------

## Accessories

### Accessories

#### Coding element

Coding profile - CP-HC - 1686478



Coding profile, 4 coding profiles per strip, for insertion in coding keyways

Coding element - HC-CBU - 1676860



Coding socket for coding up to 16 connectors

Coding bolt - HC-CB - 1772722



Coding pin, prevents mismatching of up to six connectors with an identical number of positions

Coding element - HC-CST - 1676857



Coding peg for coding up to 16 connectors

## DIN rail mounting frame

## Contact insert - HC-B 24-I-UT-M - 1648296

### Accessories

DIN rail mounting frame - HC-SMR-B24 - 1687985



HEAVYCON DIN rail mounting frame, for contact inserts of type B24

---

### Docking frame

Docking frames - HC-B 24-ANDOCK - 1586141



Docking frame for racks, for contact inserts of B24 type, with four M5 flat headed screws, rack balance x/y axis +/- 1.5 mm

---

### Mounting material

Screw - HC-B-PES - 1604997



PE screw, for contact inserts HC-B / HC-BB / HC-DD / HC-D40 / HC-D64

---

PE multiplier - HC-B-3PE - 1644326



PE multiplier, for three PE connections, for HC-B (besides HC-B..E..ZZ) / HC-BB / HC-DD / HC-D40 / HC-D64 contact inserts

---

Strain relief clamp - HC-B-ZG - 1685327



Strain relief clamps contact inserts of series: B-, BB-, D 40, D 64, DD and HV, straight cable exit



## Contact insert - HC-B 24-I-UT-M - 1648296

### Accessories

---

Strain relief clamp - HC-B-ZS - 1685330



Strain relief clamps contact inserts of series: B-, BB-, D 40, D 64, DD and HV, lateral cable exit

---

Phoenix Contact 2019 © - all rights reserved  
<http://www.phoenixcontact.com>