


NLV32T-R56J-EF



<b>Applications</b>	Commercial Grade
<b>Feature</b>	<div style="border: 1px solid black; padding: 2px;">No Directivity</div> No Directivity <div style="border: 1px solid black; padding: 2px;">Wire Wound</div> Wire Wound <div style="border: 1px solid black; padding: 2px;">Ferrite Core</div> Ferrite Core
<b>Series   Type</b>	NLV32-EF
<b>Status</b>	Production
<b>Brand</b>	TDK



Size	
Length(L)	3.20mm ±0.20mm
Width(W)	2.50mm ±0.20mm
Thickness   Height	2.20mm ±0.20mm
Recommended Land Pattern (A)	1.20mm Nom.
Recommended Land Pattern (B)	2.00mm Nom.
Recommended Land Pattern (C)	2.00mm Nom.

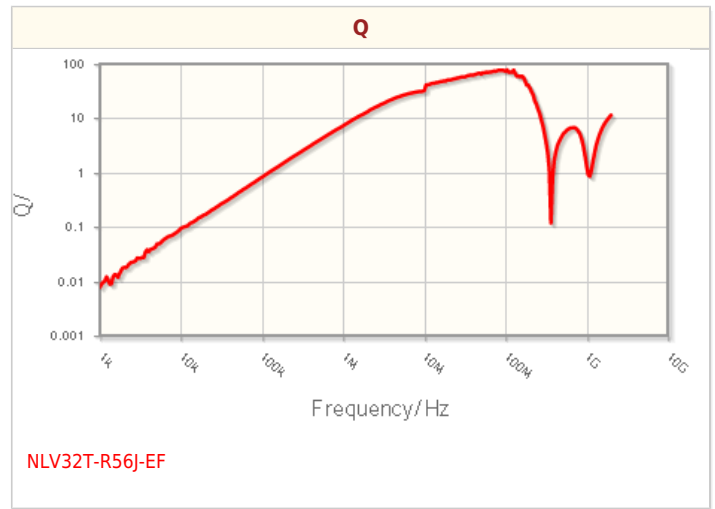
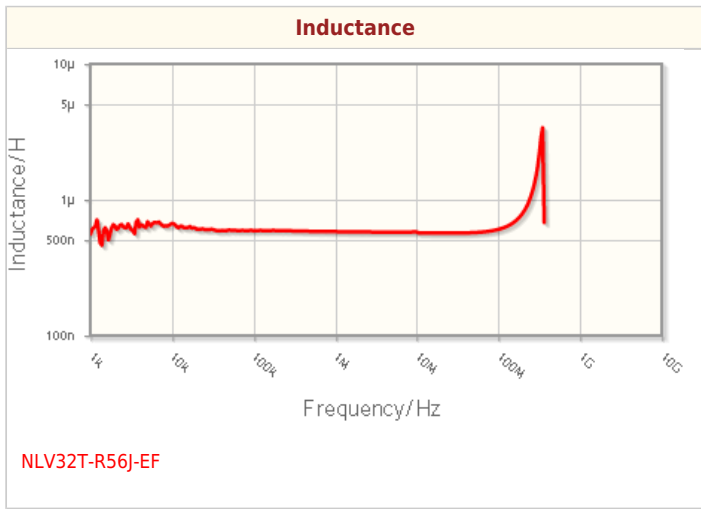
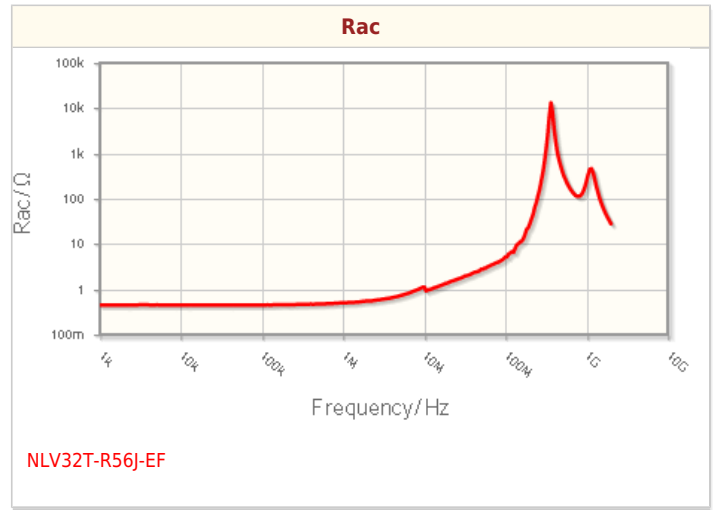
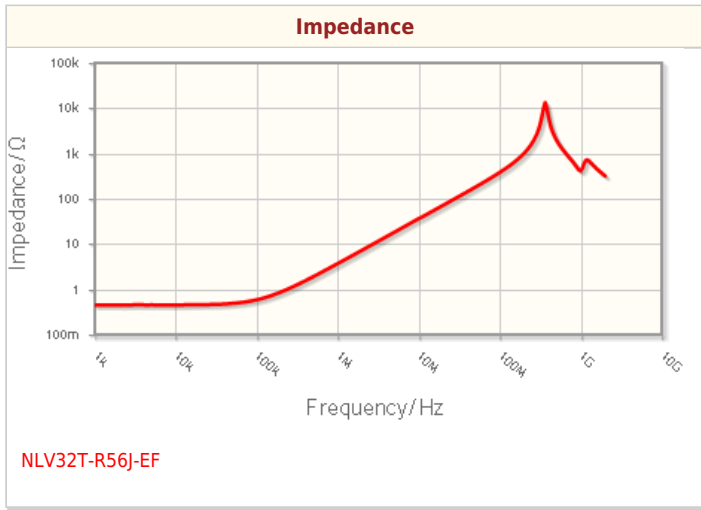
Electrical Characteristics	
Inductance	560nH ±5% at 25.2MHz
Rated Current	450mA
DC Resistance [Typ.]	
DC Resistance [Max.]	550mΩ
Self Resonant Frequency [Min.]	180MHz
Self Resonant Frequency [Typ.]	
Q [Min.]	30
Q [Typ.]	

Other	
Operating Temp. Range (Including Self-Temp. Rise)	-40 to 105°C
Soldering Method	Wave (Flow)
	Reflow
	Iron Soldering
AEC-Q200	No
Packing	Blister (Plastic)Taping [180mm Reel]
Package Quantity	2000pcs
Weight	0.05g

! Images are for reference only and show exemplary products.  
 ! This PDF document was created based on the data listed on the TDK Corporation website.  
 ! All specifications are subject to change without notice.



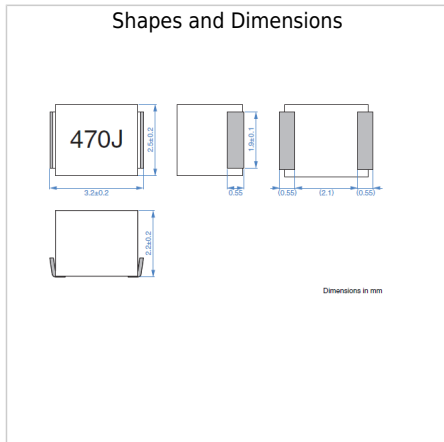
Characteristic Graphs(This is reference data, and does not guarantee the products characteristics.)



! Images are for reference only and show exemplary products.  
! This PDF document was created based on the data listed on the TDK Corporation website.  
! All specifications are subject to change without notice.



## Associated Images



! Images are for reference only and show exemplary products.  
! This PDF document was created based on the data listed on the TDK Corporation website.  
! All specifications are subject to change without notice.