

Features

- Surface Mount Package
- Halogen Free. "Green" Device (Note 1)
- Moisture Sensitivity Level 1
- Epoxy Meets UL 94 V-0 Flammability Rating
- Lead Free Finish/RoHS Compliant ("P" Suffix Designates RoHS Compliant. See Ordering Information)

**350 mW
Zener Diode
2.4 to 39 Volts**

Maximum Ratings

- Operating Junction Temperature Range: -55°C to +150°C
- Storage Temperature Range: -55°C to +150°C
- Maximum Thermal Resistance: 357°C/W Junction to Ambient

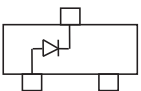
| Parameter | Symbol | Rating | Conditions |
|----------------------------|-----------|--------|------------|
| Power Dissipation | P_D | 350mW | Note 2 |
| Peak Forward Surge Current | I_{FSM} | 4.0A | Note 3 |
| Maximum Forward Voltage | V_F | 0.9V | $I_F=10mA$ |

Note: 1. Halogen free "Green" products are defined as those which contain <900ppm bromine, <900ppm chlorine (<1500ppm total Br + Cl) and <1000ppm antimony compounds.

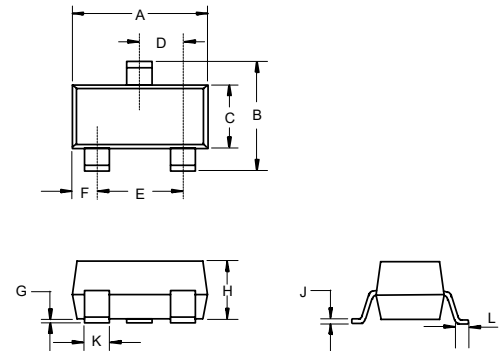
2. Mounted on FR4 PC Board With Our Suggested Solder Pad Layout

3. Measured on 8.3ms, Single Half Sine-wave or Equivalent Square Wave, Duty Cycle=4 Pulses Per Minute Maximum.

Internal Structure

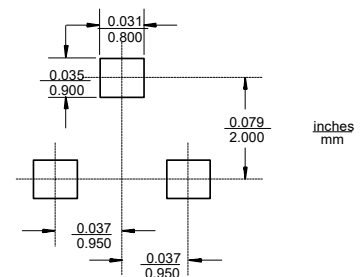


SOT-23



| DIM | INCHES | | MM | | NOTE |
|-----|--------|-------|------|------|------|
| | MIN | MAX | MIN | MAX | |
| A | 0.110 | 0.120 | 2.80 | 3.04 | |
| B | 0.083 | 0.104 | 2.10 | 2.64 | |
| C | 0.047 | 0.055 | 1.20 | 1.40 | |
| D | 0.034 | 0.041 | 0.85 | 1.05 | |
| E | 0.067 | 0.083 | 1.70 | 2.10 | |
| F | 0.018 | 0.024 | 0.45 | 0.60 | |
| G | 0.0004 | 0.006 | 0.01 | 0.15 | |
| H | 0.035 | 0.043 | 0.90 | 1.10 | |
| J | 0.003 | 0.007 | 0.08 | 0.18 | |
| K | 0.012 | 0.020 | 0.30 | 0.51 | |
| L | 0.007 | 0.020 | 0.20 | 0.50 | |

Suggested Solder Pad Layout



Electrical Characteristics @ 25°C Unless Otherwise Specified

| MCC Part Number ⁽⁴⁾ | Nominal Zener Voltage ⁽⁵⁾ | Test current | Maximum Zener Impedance ⁽⁶⁾ | | | Maximum Reverse Leakage Current | | Marking Code |
|-----------------------------------|---|--------------|--|-------------------|-------------------|------------------------------------|-------|--------------|
| | $V_Z @ I_{ZT}$ | | I_{ZT} | $Z_{ZT} @ I_{ZT}$ | $Z_{ZK} @ I_{ZK}$ | I_{ZK} | I_R | |
| | V | mA | Ω | Ω | mA | $\mu A(\text{Max.})$ | V | |
| MMBZ5221B | 2.4 | 20 | 30 | 1200 | 0.25 | 100 | 1.0 | KC1 |
| MMBZ5222B | 2.5 | 20 | 30 | 1250 | 0.25 | 100 | 1.0 | KC2 |
| MMBZ5223B | 2.7 | 20 | 30 | 1300 | 0.25 | 75 | 1.0 | KC3 |
| MMBZ5225B | 3.0 | 20 | 29 | 1600 | 0.25 | 50 | 1.0 | KC5 |
| MMBZ5226B | 3.3 | 20 | 28 | 1600 | 0.25 | 25 | 1.0 | KG1 |
| MMBZ5227B | 3.6 | 20 | 24 | 1700 | 0.25 | 15 | 1.0 | KG2 |
| MMBZ5228B | 3.9 | 20 | 23 | 1900 | 0.25 | 10 | 1.0 | KG3 |
| MMBZ5229B | 4.3 | 20 | 22 | 2000 | 0.25 | 5.0 | 1.0 | KG4 |
| MMBZ5230B | 4.7 | 20 | 19 | 1900 | 0.25 | 5.0 | 2.0 | KG5 |
| MMBZ5231B | 5.1 | 20 | 17 | 1600 | 0.25 | 5.0 | 2.0 | KE1 |
| MMBZ5232B | 5.6 | 20 | 11 | 1600 | 0.25 | 5.0 | 3.0 | KE2 |
| MMBZ5233B | 6.0 | 20 | 7.0 | 1600 | 0.25 | 5.0 | 3.5 | KE3 |
| MMBZ5234B | 6.2 | 20 | 7.0 | 1000 | 0.25 | 5.0 | 4.0 | KE4 |
| MMBZ5235B | 6.8 | 20 | 5.0 | 750 | 0.25 | 3.0 | 5.0 | KE5 |
| MMBZ5236B | 7.5 | 20 | 6.0 | 500 | 0.25 | 3.0 | 6.0 | KF1 |
| MMBZ5237B | 8.2 | 20 | 8.0 | 500 | 0.25 | 3.0 | 6.5 | KF2 |
| MMBZ5238B | 8.7 | 20 | 8.0 | 600 | 0.25 | 3.0 | 6.5 | KF3 |
| MMBZ5239B | 9.1 | 20 | 10 | 600 | 0.25 | 3.0 | 7.0 | KF4 |
| MMBZ5240B | 10 | 20 | 17 | 600 | 0.25 | 3.0 | 8.0 | KF5 |
| MMBZ5241B | 11 | 20 | 22 | 600 | 0.25 | 2.0 | 8.4 | KH1 |
| MMBZ5242B | 12 | 20 | 30 | 600 | 0.25 | 1.0 | 9.1 | KH2 |
| MMBZ5243B | 13 | 9.5 | 13 | 600 | 0.25 | 0.5 | 9.9 | KH3 |
| MMBZ5244B | 14 | 9.0 | 15 | 600 | 0.25 | 0.1 | 10 | KH4 |
| MMBZ5245B | 15 | 8.5 | 16 | 600 | 0.25 | 0.1 | 11 | KH5 |
| MMBZ5246B | 16 | 7.8 | 17 | 600 | 0.25 | 0.1 | 12 | KJ1 |
| MMBZ5248B | 18 | 7.0 | 21 | 600 | 0.25 | 0.1 | 14 | KJ3 |
| MMBZ5250B | 20 | 6.2 | 25 | 600 | 0.25 | 0.1 | 15 | KJ5 |
| MMBZ5251B | 22 | 5.6 | 29 | 600 | 0.25 | 0.1 | 17 | KK1 |
| MMBZ5252B | 24 | 5.2 | 33 | 600 | 0.25 | 0.1 | 18 | KK2 |
| MMBZ5254B | 27 | 5.0 | 41 | 600 | 0.25 | 0.1 | 21 | KK4 |
| MMBZ5255B | 28 | 4.5 | 44 | 600 | 0.25 | 0.1 | 21 | KK5 |
| MMBZ5256B | 30 | 4.2 | 49 | 600 | 0.25 | 0.1 | 23 | KM1 |
| MMBZ5257B | 33 | 3.8 | 58 | 700 | 0.25 | 0.1 | 25 | KM2 |
| MMBZ5258B | 36 | 3.4 | 70 | 700 | 0.25 | 0.1 | 27 | KM3 |
| MMBZ5259B | 39 | 3.2 | 80 | 800 | 0.25 | 0.1 | 30 | KM4 |

Note:

4. Tolerance and Type Number Designation. The Type Numbers Listed Have a Standard Tolerance on The Nominal Zener Voltage of $\pm 5\%$.
5. Zener Voltage (V_Z) Measurement. Guarantess The Zener Voltage When Measured at 90 Seconds While Maintaining The Lead Temperature (T_L) at 25°C from The Diode Body.
6. Zener Impedance (Z_Z) Derivation. The Zener Impedance is Derived from The 60 Cycle AC Voltage, Which Results When an AC Current Having an rms Value Equal to 10% of The DC Zener Current (I_{ZT} or I_{ZK}) is superimposed on I_{ZT} or I_{ZK} .

Curve Characteristics

Fig. 1 - Power Derating Curve

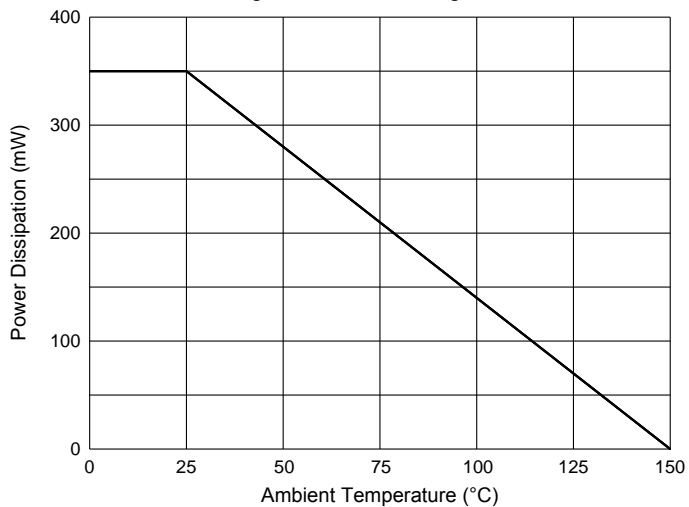


Fig. 2 - Typical Zener Breakdown Characteristics

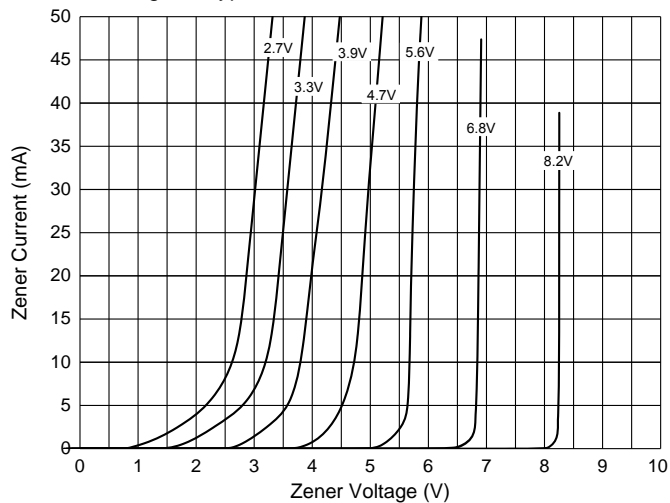
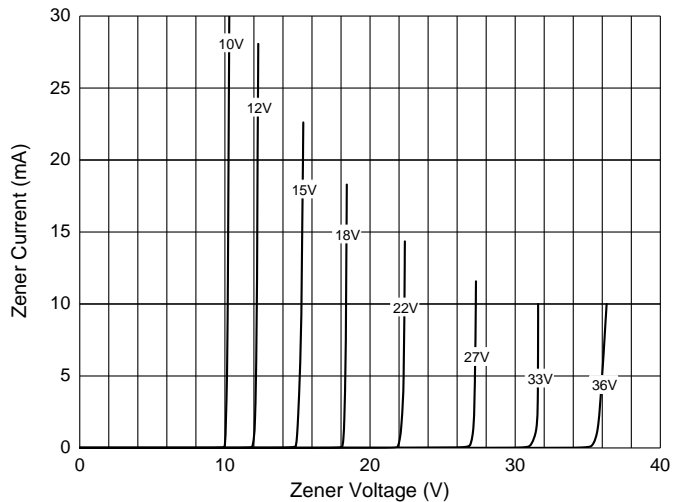


Fig. 3 - Typical Zener Breakdown Characteristics



Ordering Information

| Device | Packing |
|----------------|----------------------|
| Part Number-TP | Tape&Reel:3Kpcs/Reel |

*****IMPORTANT NOTICE*****

Micro Commercial Components Corp. reserves the right to make changes without further notice to any product herein to make corrections, modifications, enhancements, improvements, or other changes. *Micro Commercial Components Corp.* does not assume any liability arising out of the application or use of any product described herein; neither does it convey any license under its patent rights, nor the rights of others. The user of products in such applications shall assume all risks of such use and will agree to hold *Micro Commercial Components Corp.* and all the companies whose products are represented on our website, harmless against all damages.

*****LIFE SUPPORT*****

MCC's products are not authorized for use as critical components in life support devices or systems without the express written approval of Micro Commercial Components Corporation.

*****CUSTOMER AWARENESS*****

Counterfeiting of semiconductor parts is a growing problem in the industry. Micro Commercial Components (MCC) is taking strong measures to protect ourselves and our customers from the proliferation of counterfeit parts. MCC strongly encourages customers to purchase MCC parts either directly from MCC or from Authorized MCC Distributors who are listed by country on our web page cited below. Products customers buy either from MCC directly or from Authorized MCC Distributors are genuine parts, have full traceability, meet MCC's quality standards for handling and storage. **MCC will not provide any warranty coverage or other assistance for parts bought from Unauthorized Sources.** MCC is committed to combat this global problem and encourage our customers to do their part in stopping this practice by buying direct or from authorized distributors.