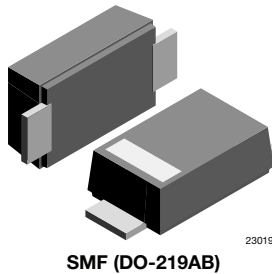
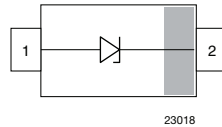


Zener Diodes with Surge Current Specification

eSMP® Series


SMF (DO-219AB)



23018

LINKS TO ADDITIONAL RESOURCES


3D Models


**RoHS
COMPLIANT**
FEATURES

- Silicon planar Zener diodes
- Low profile surface-mount package
- Zener and surge current specification
- Low leakage current
- Excellent stability
- Meets MSL level 1, per J-STD-020, LF maximum peak of 260 °C
- Meets JESD 201 class 2 whisker test
- ESD capability according to AEC-Q101:
human body model: > 8 kV
machine model: > 800 V
- Wave and reflow solderable
- AEC-Q101 qualified available
- Base P/N-E3 - RoHS-compliant, and commercial grade
- Base P/N-HE3 - RoHS-compliant, and AEC-Q101 qualified
- Compatible to SOD-123W package case outline or SOD-123F and SOD-123FL
- Material categorization: for definitions of compliance please see www.vishay.com/doc?99912

PRIMARY CHARACTERISTICS

| PARAMETER | VALUE | UNIT |
|------------------------------|-----------------|------|
| V _Z range nom. | 3.6 to 200 | V |
| Test current I _{ZT} | 5 to 100 | mA |
| V _{BR} | 7 to 188 | V |
| V _{WM} | 6.2 to 160 | V |
| P _{PPM} | 150 | W |
| T _J max. | 175 | °C |
| V _Z specification | Pulse current | |
| Circuit configuration | Single | |
| Polarity | Uni-directional | |

ORDERING INFORMATION

| DEVICE NAME | ORDERING CODE | TAPED UNITS PER REEL | MINIMUM ORDER QUANTITY |
|---------------|--|---------------------------------|------------------------|
| BZD27C Series | BZD27C3V6P-E3-08 to BZD27C200P-E3-08 | 3000 per 7" reel (8 mm tape) | MOQ = 30K |
| | BZD27C3V6P-HE3-08 to BZD27C200P-HE3-08 | | |
| | BZD27C3V6P-E3-18 to BZD27C200P-E3-18 | 10 000 per 13" reel (8 mm tape) | MOQ = 50K |
| | BZD27C3V6P-HE3-18 to BZD27C200P-HE3-18 | | |

PACKAGE

| PACKAGE NAME | WEIGHT | MOLDING COMPOUND FLAMMABILITY RATING | MOISTURE SENSITIVITY LEVEL | WHISKER TEST ACC. JESD 201 | SOLDERING CONDITIONS |
|----------------|--------|--------------------------------------|-----------------------------------|----------------------------|------------------------------|
| SMF (DO-219AB) | 15 mg | UL 94 V-0 | MSL level 1 (according J-STD-020) | class 2 | Peak temperature max. 260 °C |

ABSOLUTE MAXIMUM RATINGS (T_{amb} = 25 °C, unless otherwise specified)

| PARAMETER | TEST CONDITION | SYMBOL | VALUE | UNIT |
|--|---|-------------------|-------------|------|
| Power dissipation | T _L = 105 °C | P _{tot} | 2300 | mW |
| | T _A = 30 °C ⁽¹⁾ | P _{tot} | 800 | mW |
| Non repetitive peak surge power dissipation ⁽²⁾ | 100 μs square pulse | P _{ZSM} | 300 | W |
| | 10/1000 μs waveform | P _{RSM} | 150 | W |
| Junction to lead | | R _{thJL} | 30 | K/W |
| Junction to ambient air | Mounted on epoxy-glass PCB with 3 mm x 3 mm Cu pads (≥ 40 μm thick) | R _{thJA} | 180 | K/W |
| Junction temperature | | T _J | 175 | °C |
| Storage temperature range | | T _{stg} | -65 to +175 | °C |
| Operating temperature range | | T _{op} | -65 to +175 | °C |

Notes
⁽¹⁾ Mounted on epoxy-glass PCB with 3 mm x 3 mm Cu pads (≥ 40 μm thick)

⁽²⁾ T_J = 25 °C prior to surge

**ELECTRICAL CHARACTERISTICS** ($T_{amb} = 25\text{ }^{\circ}\text{C}$, unless otherwise specified)

| PART NUMBER | MARKING CODE | ZENER VOLTAGE RANGE ⁽¹⁾ | | | TEST CURRENT | REVERSE CURRENT | | DYNAMIC RESISTANCE | | TEMPERATURE COEFFICIENT | |
|-------------|--------------|------------------------------------|------|------|--------------|-----------------|-----|--------------------|------|----------------------------|-------|
| | | V_Z at I_{ZT1} | | | I_{ZT1} | I_R at V_R | | Z_Z at I_{ZT1} | | α_{VZ} at I_{ZT1} | |
| | | V | | | mA | μA | V | Ω | | %/ $^{\circ}\text{C}$ | |
| | | MIN. | NOM. | MAX. | | MAX. | | TYP. | MAX. | MIN. | MAX. |
| BZD27C3V6P | D0 | 3.4 | 3.6 | 3.8 | 100 | 100 | 1 | 4 | 8 | -0.14 | -0.04 |
| BZD27C3V9P | D1 | 3.7 | 3.9 | 4.1 | 100 | 50 | 1 | 4 | 8 | -0.14 | -0.04 |
| BZD27C4V3P | D2 | 4 | 4.3 | 4.6 | 100 | 25 | 1 | 4 | 7 | -0.12 | -0.02 |
| BZD27C4V7P | D3 | 4.4 | 4.7 | 5 | 100 | 10 | 1 | 3 | 7 | -0.1 | 0 |
| BZD27C5V1P | D4 | 4.8 | 5.1 | 5.4 | 100 | 5 | 1 | 3 | 6 | -0.08 | 0.02 |
| BZD27C5V6P | D5 | 5.2 | 5.6 | 6 | 100 | 10 | 2 | 2 | 4 | -0.04 | 0.04 |
| BZD27C6V2P | D6 | 5.8 | 6.2 | 6.6 | 100 | 5 | 2 | 2 | 3 | -0.01 | 0.06 |
| BZD27C6V8P | D7 | 6.4 | 6.8 | 7.2 | 100 | 10 | 3 | 1 | 3 | 0 | 0.07 |
| BZD27C7V5P | D8 | 7 | 7.5 | 7.9 | 100 | 50 | 3 | 1 | 2 | 0 | 0.07 |
| BZD27C8V2P | D9 | 7.7 | 8.2 | 8.7 | 100 | 10 | 3 | 1 | 2 | 0.03 | 0.08 |
| BZD27C9V1P | E0 | 8.5 | 9.1 | 9.6 | 50 | 10 | 5 | 2 | 4 | 0.03 | 0.08 |
| BZD27C10P | E1 | 9.4 | 10 | 10.6 | 50 | 7 | 7.5 | 2 | 4 | 0.05 | 0.09 |
| BZD27C11P | E2 | 10.4 | 11 | 11.6 | 50 | 4 | 8.2 | 4 | 7 | 0.05 | 0.1 |
| BZD27C12P | E3 | 11.4 | 12 | 12.7 | 50 | 3 | 9.1 | 4 | 7 | 0.05 | 0.1 |
| BZD27C13P | E4 | 12.4 | 13 | 14.1 | 50 | 2 | 10 | 5 | 10 | 0.05 | 0.1 |
| BZD27C15P | E5 | 13.8 | 15 | 15.6 | 50 | 1 | 11 | 5 | 10 | 0.05 | 0.1 |
| BZD27C16P | E6 | 15.3 | 16 | 17.1 | 25 | 1 | 12 | 6 | 15 | 0.06 | 0.11 |
| BZD27C18P | E7 | 16.8 | 18 | 19.1 | 25 | 1 | 13 | 6 | 15 | 0.06 | 0.11 |
| BZD27C20P | E8 | 18.8 | 20 | 21.2 | 25 | 1 | 15 | 6 | 15 | 0.06 | 0.11 |
| BZD27C22P | E9 | 20.8 | 22 | 23.3 | 25 | 1 | 16 | 6 | 15 | 0.06 | 0.11 |
| BZD27C24P | F0 | 22.8 | 24 | 25.6 | 25 | 1 | 18 | 7 | 15 | 0.06 | 0.11 |
| BZD27C27P | F1 | 25.1 | 27 | 28.9 | 25 | 1 | 20 | 7 | 15 | 0.06 | 0.11 |
| BZD27C30P | F2 | 28 | 30 | 32 | 25 | 1 | 22 | 8 | 15 | 0.06 | 0.11 |
| BZD27C33P | F3 | 31 | 33 | 35 | 25 | 1 | 24 | 8 | 15 | 0.06 | 0.11 |
| BZD27C36P | F4 | 34 | 36 | 38 | 10 | 1 | 27 | 21 | 40 | 0.06 | 0.11 |
| BZD27C39P | F5 | 37 | 39 | 41 | 10 | 1 | 30 | 21 | 40 | 0.06 | 0.11 |
| BZD27C43P | F6 | 40 | 43 | 46 | 10 | 1 | 33 | 24 | 45 | 0.07 | 0.12 |
| BZD27C47P | F7 | 44 | 47 | 50 | 10 | 1 | 36 | 24 | 45 | 0.07 | 0.12 |
| BZD27C51P | F8 | 48 | 51 | 54 | 10 | 1 | 39 | 25 | 60 | 0.07 | 0.12 |
| BZD27C56P | F9 | 52 | 56 | 60 | 10 | 1 | 43 | 25 | 60 | 0.07 | 0.12 |
| BZD27C62P | G0 | 58 | 62 | 66 | 10 | 1 | 47 | 25 | 80 | 0.08 | 0.13 |
| BZD27C68P | G1 | 64 | 68 | 72 | 10 | 1 | 51 | 25 | 80 | 0.08 | 0.13 |
| BZD27C75P | G2 | 70 | 75 | 79 | 10 | 1 | 56 | 30 | 100 | 0.08 | 0.13 |
| BZD27C82P | G3 | 77 | 82 | 87 | 10 | 1 | 62 | 30 | 100 | 0.08 | 0.13 |
| BZD27C91P | G4 | 85 | 91 | 96 | 5 | 1 | 68 | 60 | 200 | 0.08 | 0.13 |
| BZD27C100P | G5 | 94 | 100 | 106 | 5 | 1 | 75 | 60 | 200 | 0.09 | 0.13 |
| BZD27C110P | G6 | 104 | 110 | 116 | 5 | 1 | 82 | 80 | 250 | 0.09 | 0.13 |
| BZD27C120P | G7 | 114 | 120 | 127 | 5 | 1 | 91 | 80 | 250 | 0.09 | 0.13 |
| BZD27C130P | G8 | 124 | 130 | 141 | 5 | 1 | 100 | 110 | 300 | 0.09 | 0.13 |
| BZD27C150P | G9 | 138 | 150 | 156 | 5 | 1 | 110 | 130 | 300 | 0.09 | 0.13 |
| BZD27C160P | H0 | 153 | 160 | 171 | 5 | 1 | 120 | 150 | 350 | 0.09 | 0.13 |
| BZD27C180P | H1 | 168 | 180 | 191 | 5 | 1 | 130 | 180 | 400 | 0.09 | 0.13 |
| BZD27C200P | H2 | 188 | 200 | 212 | 5 | 1 | 150 | 200 | 500 | 0.09 | 0.13 |

Notes

- Maximum $V_F = 1.2\text{ V}$, at $I_F = 0.2\text{ A}$
- Electrical characteristics used as voltage regulator diodes

⁽¹⁾ Pulse test: $t_p \leq 5\text{ ms}$

**ELECTRICAL CHARACTERISTICS** ($T_{amb} = 25\text{ }^{\circ}\text{C}$, unless otherwise specified)

| PART NUMBER | MARKING CODE | ZENER VOLTAGE RANGE | | | TEST CURRENT | REVERSE CURRENT | | CLAMPING VOLTAGE | | TEMPERATURE COEFFICIENT | |
|-------------|--------------|---------------------|------|------|--------------|-----------------|-----|--------------------------|------|----------------------------|------|
| | | V_Z at I_{ZT1} | | | I_{ZT1} | I_R at V_R | | V_C at $I_{RSM}^{(1)}$ | | α_{VZ} at I_{ZT1} | |
| | | V | | | mA | μA | V | V | A | % / $^{\circ}\text{C}$ | |
| | | MIN. | NOM. | MAX. | | MAX. | | MAX. | | MIN. | MAX. |
| BZD27C7V5P | D8 | 7 | 7.5 | 7.9 | 100 | 1500 | 6.2 | 11.3 | 13.3 | 0 | 0.07 |
| BZD27C8V2P | D9 | 7.7 | 8.2 | 8.7 | 100 | 1200 | 6.8 | 12.3 | 12.2 | 0.03 | 0.08 |
| BZD27C9V1P | E0 | 8.5 | 9.1 | 9.6 | 50 | 100 | 7.5 | 13.3 | 11.3 | 0.03 | 0.08 |
| BZD27C10P | E1 | 9.4 | 10 | 10.6 | 50 | 20 | 8.2 | 14.8 | 10.1 | 0.05 | 0.09 |
| BZD27C11P | E2 | 10.4 | 11 | 11.6 | 50 | 5 | 9.1 | 15.7 | 9.6 | 0.05 | 0.1 |
| BZD27C12P | E3 | 11.4 | 12 | 12.7 | 50 | 5 | 10 | 17 | 8.8 | 0.05 | 0.1 |
| BZD27C13P | E4 | 12.4 | 13 | 14.1 | 50 | 5 | 11 | 18.9 | 7.9 | 0.05 | 0.1 |
| BZD27C15P | E5 | 13.8 | 15 | 15.6 | 50 | 5 | 12 | 20.9 | 7.2 | 0.05 | 0.1 |
| BZD27C16P | E6 | 15.3 | 16 | 17.1 | 25 | 5 | 13 | 22.9 | 6.6 | 0.06 | 0.11 |
| BZD27C18P | E7 | 16.8 | 18 | 19.1 | 25 | 5 | 15 | 25.6 | 5.9 | 0.06 | 0.11 |
| BZD27C20P | E8 | 18.8 | 20 | 21.2 | 25 | 5 | 16 | 28.4 | 5.3 | 0.06 | 0.11 |
| BZD27C22P | E9 | 20.8 | 22 | 23.3 | 25 | 5 | 18 | 31 | 4.8 | 0.06 | 0.11 |
| BZD27C24P | F0 | 22.8 | 24 | 25.6 | 25 | 5 | 20 | 33.8 | 4.4 | 0.06 | 0.11 |
| BZD27C27P | F1 | 25.1 | 27 | 28.9 | 25 | 5 | 22 | 38.1 | 3.9 | 0.06 | 0.11 |
| BZD27C30P | F2 | 28 | 30 | 32 | 25 | 5 | 24 | 42.2 | 3.6 | 0.06 | 0.11 |
| BZD27C33P | F3 | 31 | 33 | 35 | 25 | 5 | 27 | 46.2 | 3.2 | 0.06 | 0.11 |
| BZD27C36P | F4 | 34 | 36 | 38 | 10 | 5 | 30 | 50.1 | 3 | 0.06 | 0.11 |
| BZD27C39P | F5 | 37 | 39 | 41 | 10 | 5 | 33 | 54.1 | 2.8 | 0.06 | 0.11 |
| BZD27C43P | F6 | 40 | 43 | 46 | 10 | 5 | 36 | 60.7 | 2.5 | 0.07 | 0.12 |
| BZD27C47P | F7 | 44 | 47 | 50 | 10 | 5 | 39 | 65.5 | 2.3 | 0.07 | 0.12 |
| BZD27C51P | F8 | 48 | 51 | 54 | 10 | 5 | 43 | 70.8 | 2.1 | 0.07 | 0.12 |
| BZD27C56P | F9 | 52 | 56 | 60 | 10 | 5 | 47 | 78.6 | 1.9 | 0.07 | 0.12 |
| BZD27C62P | G0 | 58 | 62 | 66 | 10 | 5 | 51 | 86.5 | 1.7 | 0.08 | 0.13 |
| BZD27C68P | G1 | 64 | 68 | 72 | 10 | 5 | 56 | 94.4 | 1.6 | 0.08 | 0.13 |
| BZD27C75P | G2 | 70 | 75 | 79 | 10 | 5 | 62 | 103.5 | 1.5 | 0.08 | 0.13 |
| BZD27C82P | G3 | 77 | 82 | 87 | 10 | 5 | 68 | 114 | 1.3 | 0.08 | 0.13 |
| BZD27C91P | G4 | 85 | 91 | 96 | 5 | 5 | 75 | 126 | 1.2 | 0.09 | 0.13 |
| BZD27C100P | G5 | 94 | 100 | 106 | 5 | 5 | 82 | 139 | 1.1 | 0.09 | 0.13 |
| BZD27C110P | G6 | 104 | 110 | 116 | 5 | 5 | 91 | 150 | 1 | 0.09 | 0.13 |
| BZD27C120P | G7 | 114 | 120 | 127 | 5 | 5 | 100 | 167 | 0.9 | 0.09 | 0.13 |
| BZD27C130P | G8 | 124 | 130 | 141 | 5 | 5 | 110 | 185 | 0.81 | 0.09 | 0.13 |
| BZD27C150P | G9 | 138 | 150 | 156 | 5 | 5 | 120 | 205 | 0.73 | 0.09 | 0.13 |
| BZD27C160P | H0 | 153 | 160 | 171 | 5 | 5 | 130 | 224 | 0.67 | 0.09 | 0.13 |
| BZD27C180P | H1 | 168 | 180 | 191 | 5 | 5 | 150 | 252 | 0.6 | 0.09 | 0.13 |
| BZD27C200P | H2 | 188 | 200 | 212 | 5 | 5 | 160 | 278 | 0.54 | 0.09 | 0.13 |

Notes

- Maximum $V_F = 1.2\text{ V}$, at $I_F = 0.2\text{ A}$
- Electrical characteristics when used as protection diodes

⁽¹⁾ Non-repetitive peak reverse current in accordance with "IEC 60-1, section 8" (10/1000 μs pulse); see fig. 4

TYPICAL CHARACTERISTICS (T_{amb} = 25 °C, unless otherwise specified)

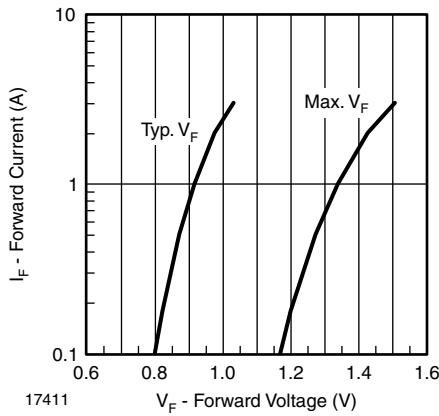


Fig. 1 - Forward Current vs. Forward Voltage

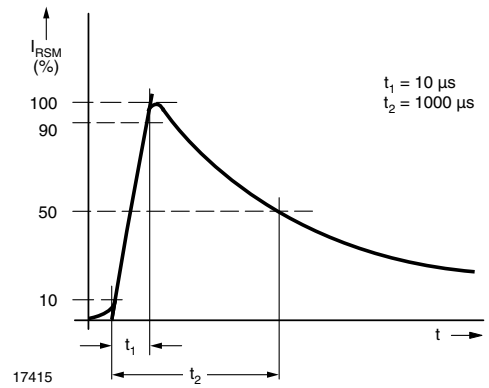


Fig. 4 - Non-Repetitive Peak Reverse Current Pulse Definition

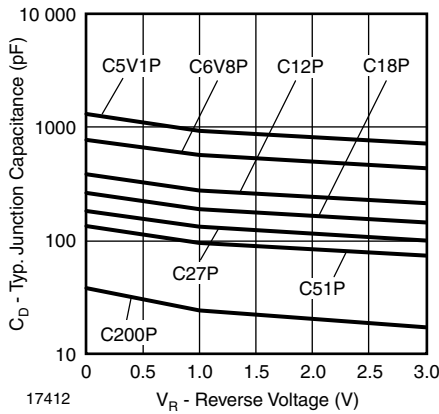


Fig. 2 - Typical Diode Capacitance vs. Reverse Voltage

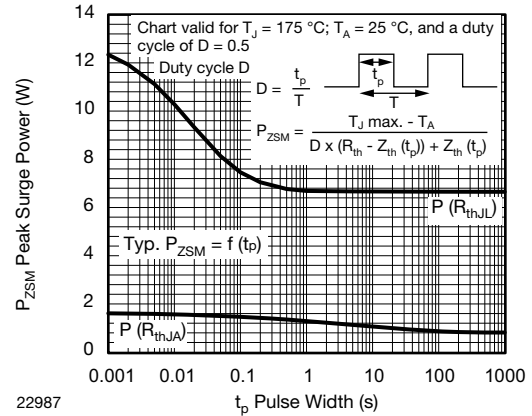


Fig. 5 - Typical Repetitive Peak Surge Power

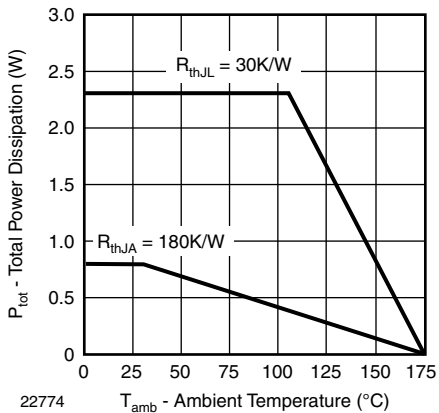


Fig. 3 - Power Dissipation vs. Ambient Temperature

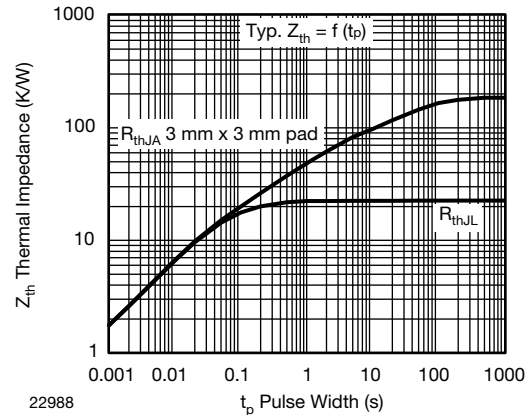
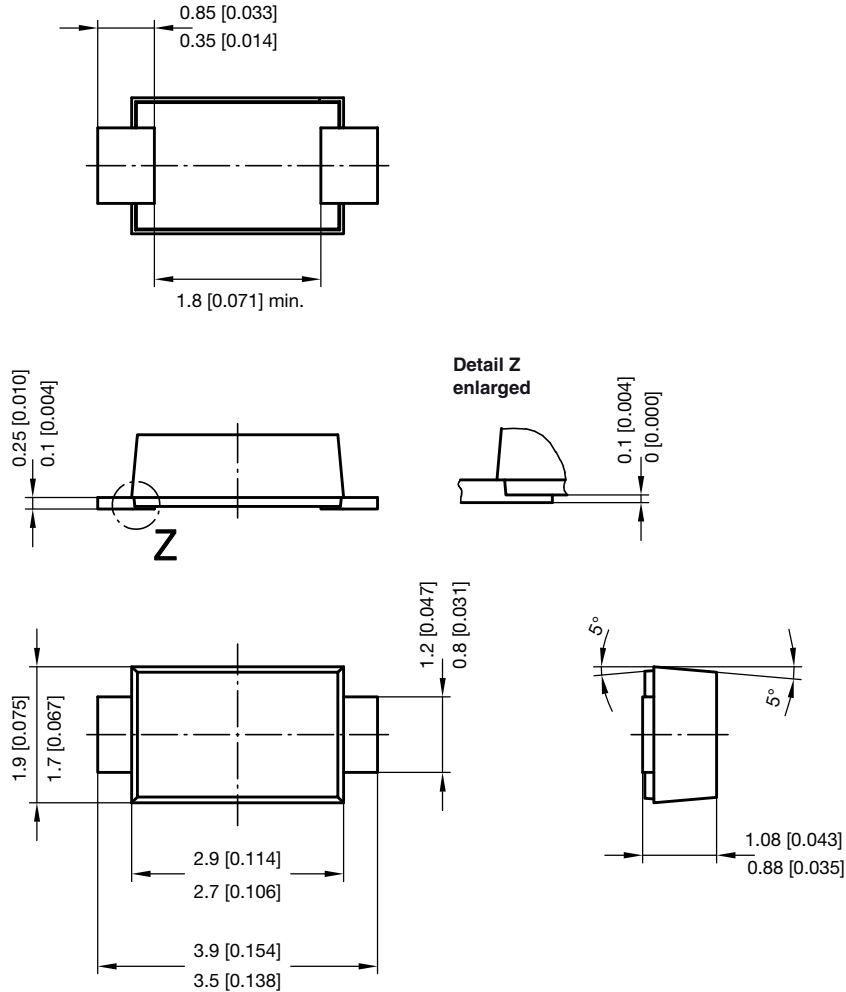


Fig. 6 - Typical Thermal Impedance vs. Time

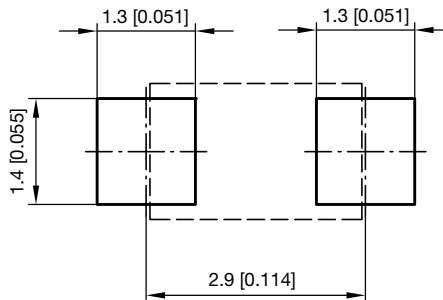


PACKAGE DIMENSIONS in millimeters (inches): **SMF (DO-219AB)**



foot print recommendation:

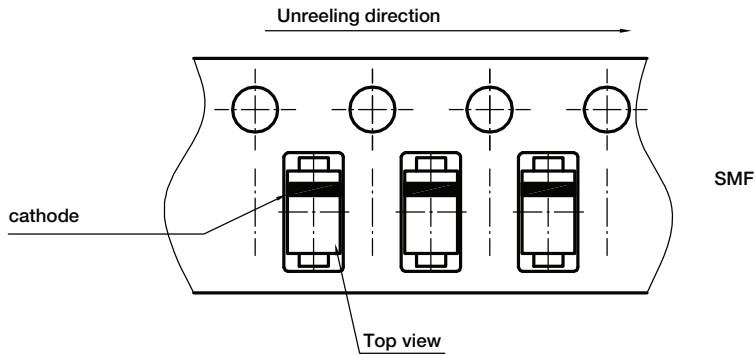
Reflow soldering



Created - Date: 15. February 2005
 Rev. 6 - Date: 24.Feb.2021
 Document no.: S8-V-3915.01-001 (4)
 22989



ORIENTATION IN CARRIER TAPE - SMF (DO-219AB)



Document no.: S8-V-3717.02-003 (4)
Created - Date: 09. Feb. 2010
22670



Disclaimer

ALL PRODUCT, PRODUCT SPECIFICATIONS AND DATA ARE SUBJECT TO CHANGE WITHOUT NOTICE TO IMPROVE RELIABILITY, FUNCTION OR DESIGN OR OTHERWISE.

Vishay Intertechnology, Inc., its affiliates, agents, and employees, and all persons acting on its or their behalf (collectively, "Vishay"), disclaim any and all liability for any errors, inaccuracies or incompleteness contained in any datasheet or in any other disclosure relating to any product.

Vishay makes no warranty, representation or guarantee regarding the suitability of the products for any particular purpose or the continuing production of any product. To the maximum extent permitted by applicable law, Vishay disclaims (i) any and all liability arising out of the application or use of any product, (ii) any and all liability, including without limitation special, consequential or incidental damages, and (iii) any and all implied warranties, including warranties of fitness for particular purpose, non-infringement and merchantability.

Statements regarding the suitability of products for certain types of applications are based on Vishay's knowledge of typical requirements that are often placed on Vishay products in generic applications. Such statements are not binding statements about the suitability of products for a particular application. It is the customer's responsibility to validate that a particular product with the properties described in the product specification is suitable for use in a particular application. Parameters provided in datasheets and / or specifications may vary in different applications and performance may vary over time. All operating parameters, including typical parameters, must be validated for each customer application by the customer's technical experts. Product specifications do not expand or otherwise modify Vishay's terms and conditions of purchase, including but not limited to the warranty expressed therein.

Hyperlinks included in this datasheet may direct users to third-party websites. These links are provided as a convenience and for informational purposes only. Inclusion of these hyperlinks does not constitute an endorsement or an approval by Vishay of any of the products, services or opinions of the corporation, organization or individual associated with the third-party website. Vishay disclaims any and all liability and bears no responsibility for the accuracy, legality or content of the third-party website or for that of subsequent links.

Except as expressly indicated in writing, Vishay products are not designed for use in medical, life-saving, or life-sustaining applications or for any other application in which the failure of the Vishay product could result in personal injury or death. Customers using or selling Vishay products not expressly indicated for use in such applications do so at their own risk. Please contact authorized Vishay personnel to obtain written terms and conditions regarding products designed for such applications.

No license, express or implied, by estoppel or otherwise, to any intellectual property rights is granted by this document or by any conduct of Vishay. Product names and markings noted herein may be trademarks of their respective owners.