

Circuit Breaker for Equipment thermal, 2 pole, Rocker actuation



See below:

Approvals and Compliances

Description

- Thermal circuit breaker
- 1 or 2 pole thermal overload protection
- Positively trip-free release
- High configurability
- Rocker non-illuminated or illuminated
- Snap-in version
- Quick connect terminal 6.3 x 0.8 mm or screw clamp terminal M3.5 x 6 mm (lineside P1, P2)

Applications

- Power tools
- Industrial appliances
- Power supplies

Weblinks

[pdf data sheet](#), [html datasheet](#), [General Product Information](#), [Distributor-Stock-Check](#), [Detailed request for product](#), [Product News](#)

Technical Data

| | |
|--|--|
| Rated Voltage AC | 240 VAC |
| Rated Voltage DC | 60 VDC |
| Rated current range AC | 0.05 - 20 A |
| Conditional short circuit capacity I _{nc} | IEC 60934: PC1, AC 240 V: 1 kA |
| Short circuit capacity I _{cn} | IEC 60934: At I _n < 3 A/ 240 VAC: 10xI _n (max. 3 cycles) At I _n ≥ 3 A/ 240 VAC: 300A (max. 3 cycles) At I _n < 3 A/ 60 VDC: 10xI _n (max. 3 cycles) At I _n ≥ 3 A/ 48 VDC: 120A (max. 3 cycles) |
| Degree of Protection | from front side IP40 acc. to IEC 60529 |
| Dielectric Strength | 4 kVAC |
| Insulation Resistance | 500VDC > 100 MΩ |
| Lifetime | mechanical: 50'000 switching cycles AC: 1 x I _r : 50'000 switching cycles DC: 1 x I _r : 50'000 switching cycles |

| | |
|---------------------------|---|
| Overload | AC: min. 40trips @ 6 x I _r DC: min. 40trips @ 4 x I _r |
| Allowable Operation Temp. | -10°C to 55°C |
| Vibration Resistance | ± 0.75 mm @ 5 - 60 Hz acc. to IEC 60068-2-6, test Fc 10 G @ 60 - 500 Hz acc. to IEC 60068-2-6, test Fc |
| Shock Resistance | 30 G / 18ms acc. to IEC 60068-2-27, test Ea |
| Tripping Type | Thermal |
| Actuation Type | Rocker |
| Weight | 30 - 35g |




Approvals and Compliances

Detailed information on product approvals, code requirements, usage instructions and detailed test conditions can be looked up in [Details about Approvals](#)

SCHURTER products are designed for use in industrial environments. They have approvals from independent testing bodies according to national and international standards. Products with specific characteristics and requirements such as required in the automotive sector according to IATF 16949, medical technology according to ISO 13485 or in the aerospace industry can be offered exclusively with customer-specific, individual agreements by SCHURTER.


Approvals

The approval mark is used by the testing authorities to certify compliance with the safety requirements placed on electronic products.
 Approval Reference Type: TA45

| Approval Logo | Certificates | Certification Body | Description |
|--|---------------|--------------------|--|
|  | VDE Approvals | VDE | VDE Certificate Number: 40019880 |
|  | UL Approvals | UL | UL File Number: E71572 |
|  | CCC Approvals | CCC | CCC Certificate Number: 2020970307001847 |

Product standards

Product standards that are referenced

| Organization | Design | Standard | Description |
|--|-----------------------|-------------------|---|
|  | Designed according to | IEC 60934 | Circuit-breakers for equipment (CBE) |
|  | Designed according to | UL 1077 | Standard for Supplementary Protectors for Use in Electrical Equipment |
|  | Designed according to | CSA C22.2 No. 235 | Supplementary Protectors |
|  | Designed according to | GB 17701 | Circuit-breaker for equipment |





Application standards

Application standards where the product can be used

| Organization | Design | Standard | Description |
|---|--------------------------------|----------------|--|
|  | Designed for applications acc. | IEC/UL 62368-1 | IEC 62368-1 includes the basic requirements for safety of audio, video, information technology and office equipment. |

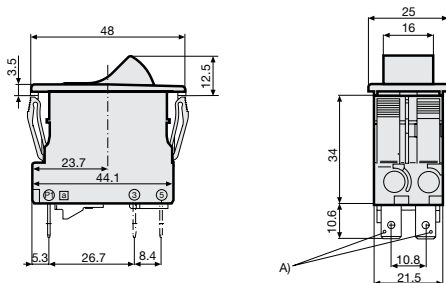
Compliances

The product complies with following Guide Lines

| Identification | Details | Initiator | Description |
|--|------------------------------|-------------|---|
|  | CE declaration of conformity | SCHURTER AG | The CE marking declares that the product complies with the applicable requirements laid down in the harmonisation of Community legislation on its affixing in accordance with EU Regulation 765/2008. |
|  | RoHS | SCHURTER AG | Directive RoHS 2011/65/EU, Amendment (EU) 2015/863 |
|  | China RoHS | SCHURTER AG | The law SJ / T 11363-2006 (China RoHS) has been in force since 1 March 2007. It is similar to the EU directive RoHS. |
|  | REACH | SCHURTER AG | On 1 June 2007, Regulation (EC) No 1907/2006 on the Registration, Evaluation, Authorization and Restriction of Chemicals 1 (abbreviated as "REACH") entered into force. |

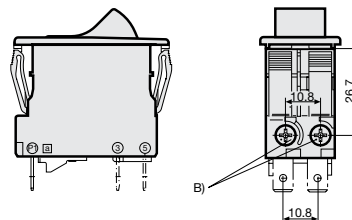
Dimension [mm]

Quick connect terminal



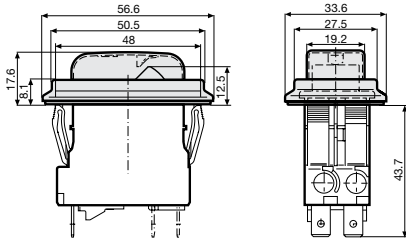
A) Quick connect terminal, IEC 61210, A6.3-0.8 mm

Screw terminal

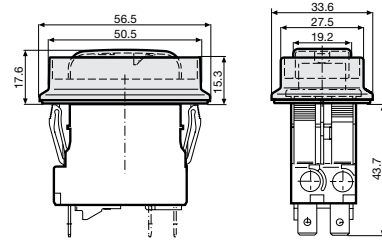


B) Screw type M3, 5x6 (Phillips Form H), maximum torque 1 Nm

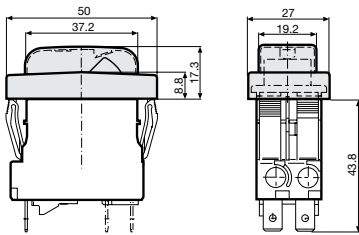
Accessories / factory mounted
 AZM01 / Collar with cover, IP54



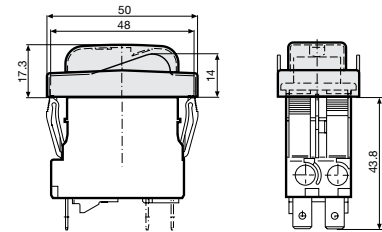
AZM02 / Raised collar with cover, narrow, IP54
 AZM03 / Raised collar, IP40



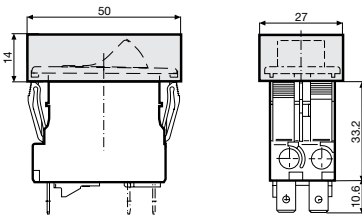
AZM10 / Collar with cover, narrow, IP54



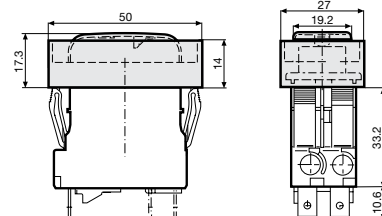
AZM11 / Partially raised collar with cover, narrow, IP54
 AZM12 / Partially raised collar without cover, narrow, IP40



AZM13 / Raised collar narrow, IP40

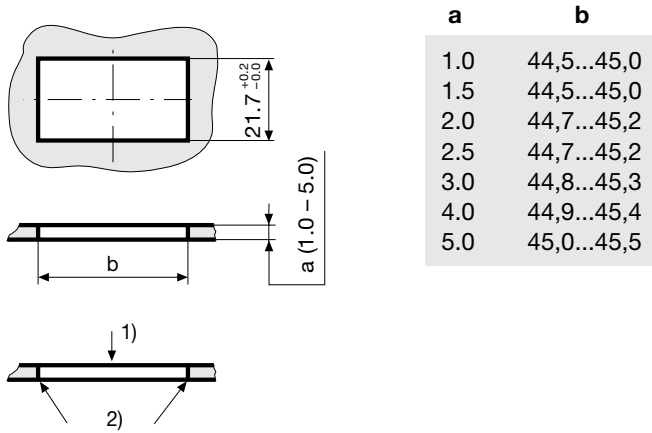


AZM14 / Raised collar with cover narrow, IP54



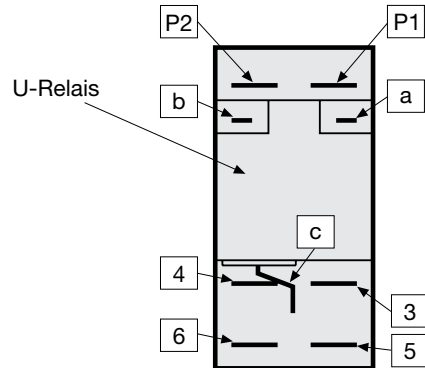
Cut-out and pin-out

Cut-out snap-in type



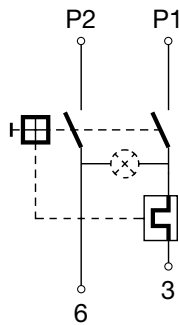
- 1) Assemble
- 2) edge must be sharp

Pin-out

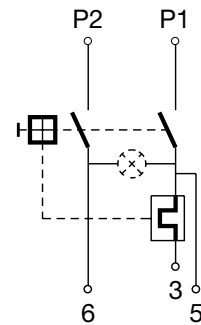


Diagrams

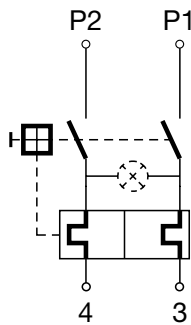
1 pole thermal overload protection



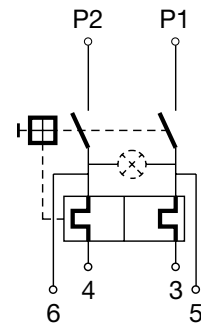
1 pole thermal overload protection, Shunt terminal



2 pole thermal overload protection



2 pole thermal overload protection, Shunt terminal



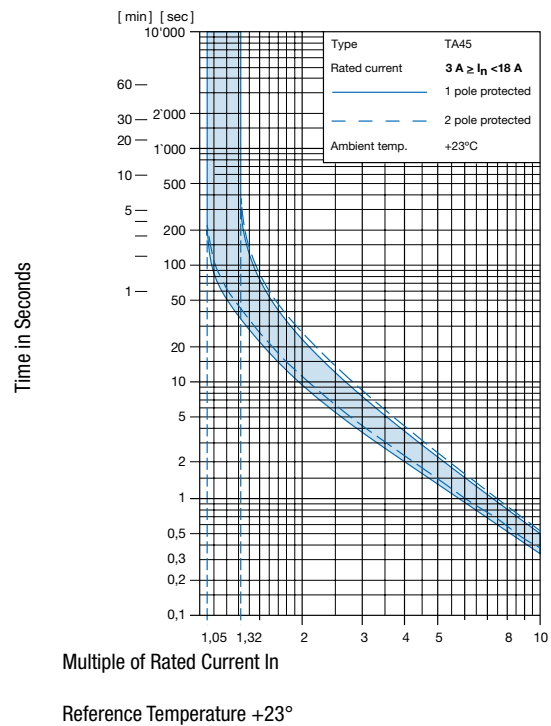
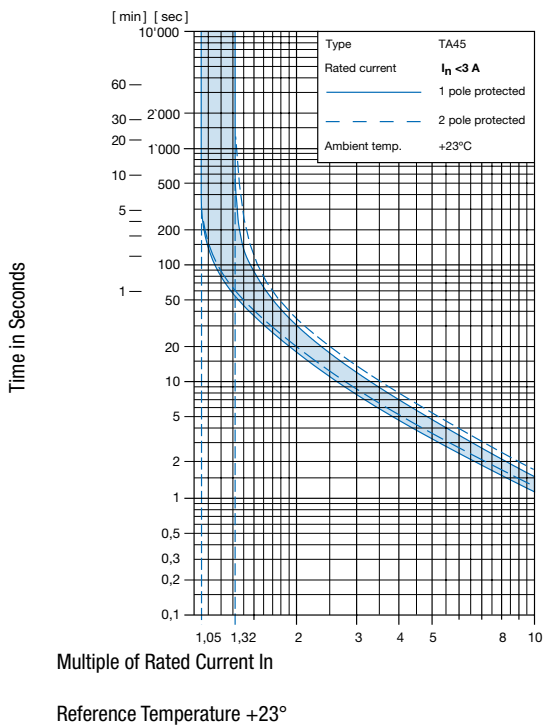
Effect of ambient temperature

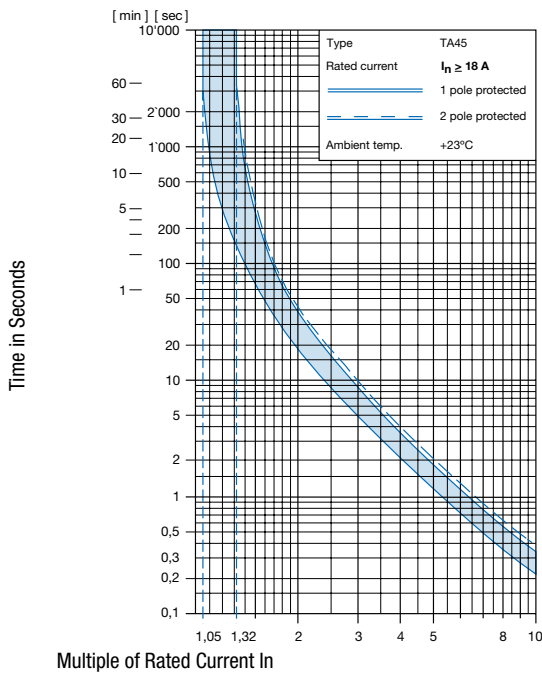
The units are calibrated for an ambient temperature of +23°C. To determine the rated current for a lower or higher ambient temperature, use a correction factor (typical value) from the table below:

| Ambient Temperature [°C] | Correction factor |
|--------------------------|-------------------|
| -10 | 0.89 |
| -5 | 0.91 |
| 0 | 0.92 |
| +23 | 1.00 |
| +30 | 1.03 |
| +40 | 1.08 |
| +55 | 1.16 |

Example: Rated current = 5 A, Environmental temperature = 40 °C, --> Correction factor = 1.08, Resulting current = 5.5 A --> Found to next higher rated current: 6 A

Time-Current-Curves





Reference Temperature +23°

Config. Code

TA45 - AK2 W F 120 A2 - AZM11

The characters are placeholders for the correspondingly keys of selections from the key tables.

TA45 - **AK2** W F 120 A2 - AZM11 = Basic function

| Basic function | Configuration key |
|--|-------------------|
| 2-pole, rocker, 1pole overload protection, quick connect terminal, illuminated 220 V...240 V | A12 |
| 2-pole, rocker, 1pole overload protection, quick connect terminal, illuminated 110 V...120 V | A14 |
| 2-pole, rocker, 1pole overload protection, quick connect terminal, illuminated 20 V...26 V | A17 |
| 2-pole, rocker, 1pole overload protection, quick connect terminal, illuminated 10 V...13 V | A18 |
| 2-pole, rocker, 1pole overload protection, quick connect terminal, illuminated 4 V...7 V | A19 |
| 2-pole, rocker, 1pole overload protection, shunt terminal, quick connect terminal, illuminated 220 V...240 V | A22 |
| 2-pole, rocker, 1pole overload protection, shunt terminal, quick connect terminal, illuminated 110 V...120 V | A24 |
| 2-pole, rocker, 1pole overload protection, shunt terminal, quick connect terminal, illuminated 20 V...26 V | A27 |
| 2-pole, rocker, 1pole overload protection, shunt terminal, quick connect terminal, illuminated 10 V...13 V | A28 |
| 2-pole, rocker, 1pole overload protection, shunt terminal, quick connect terminal, illuminated 4 V...7 V | A29 |
| 2-pole, rocker, 2pole overload protection, quick connect terminal, illuminated 220 V...240 V | A32 |
| 2-pole, rocker, 2pole overload protection, quick connect terminal, illuminated 110 V...120 V | A34 |
| 2-pole, rocker, 2pole overload protection, quick connect terminal, illuminated 20 V...26 V | A37 |
| 2-pole, rocker, 2pole overload protection, quick connect terminal, illuminated 10 V...13 V | A38 |

| Basic function | Configuration key |
|--|-------------------|
| 2-pole, rocker, 2pole overload protection, quick connect terminal, illuminated 4 V...7 V | A39 |
| 2-pole, rocker, 2pole overload protection, shunt terminal, quick connect terminal, illuminated 220 V...240 V | A42 |
| 2-pole, rocker, 2pole overload protection, shunt terminal, quick connect terminal, illuminated 110 V...120 V | A44 |
| 2-pole, rocker, 2pole overload protection, shunt terminal, quick connect terminal, illuminated 20 V...26 V | A47 |
| 2-pole, rocker, 2pole overload protection, shunt terminal, quick connect terminal, illuminated 10 V...13 V | A48 |
| 2-pole, rocker, 2pole overload protection, shunt terminal, quick connect terminal, illuminated 4 V...7 V | A49 |
| 2-pole, rocker, 1pole overload protection, screw connection, illuminated 220 V...240 V | A62 |
| 2-pole, rocker, 1pole overload protection, screw connection, illuminated 110 V...120 V | A64 |
| 2-pole, rocker, 1pole overload protection, screw connection, illuminated 20 V...26 V | A67 |
| 2-pole, rocker, 1pole overload protection, screw connection, illuminated 10 V...13 V | A68 |
| 2-pole, rocker, 1pole overload protection, screw connection, illuminated 4 V...7 V | A69 |
| 2-pole, rocker, 1pole overload protection, shunt terminal, screw connection, illuminated 220 V...240 V | A72 |
| 2-pole, rocker, 1pole overload protection, shunt terminal, screw connection, illuminated 110 V...120 V | A74 |
| 2-pole, rocker, 1pole overload protection, shunt terminal, screw connection, illuminated 20 V...26 V | A77 |
| 2-pole, rocker, 1pole overload protection, shunt terminal, screw connection, illuminated 10 V...13 V | A78 |

| Basic function | Configuration key |
|---|-------------------|
| 2-pole, rocker, 1pole overload protection, shunt terminal, screw connection, illuminated 4 V...7 V | A79 |
| 2-pole, rocker, 2pole overload protection, screw connection, illuminated 220 V...240 V | A82 |
| 2-pole, rocker, 2pole overload protection, screw connection, illuminated 110 V...120 V | A84 |
| 2-pole, rocker, 2pole overload protection, screw connection, illuminated 20 V...26 V | A87 |
| 2-pole, rocker, 2pole overload protection, screw connection, illuminated 10 V...13 V | A88 |
| 2-pole, rocker, 2pole overload protection, screw connection, illuminated 4 V...7 V | A89 |
| 2-pole, rocker, 2pole overload protection, shunt terminal, screw connection, illuminated 220 V...240 V | A92 |
| 2-pole, rocker, 2pole overload protection, shunt terminal, screw connection, illuminated 110 V...120 V | A94 |
| 2-pole, rocker, 2pole overload protection, shunt terminal, screw connection, illuminated 20 V...26 V | A97 |
| 2-pole, rocker, 2pole overload protection, shunt terminal, screw connection, illuminated 10 V...13 V | A98 |
| 2-pole, rocker, 2pole overload protection, shunt terminal, screw connection, illuminated 4 V...7 V | A99 |
| 2-pole, rocker, 2pole overload protection, quick connect terminal, without illumination | ABD |
| 2-pole, rocker, 1pole overload protection, shunt terminal, quick connect terminal, without illumination | ABF |
| 2-pole, rocker, 2pole overload protection, shunt terminal, quick connect terminal, without illumination | ABG |
| 2-pole, rocker, 1pole overload protection, quick connect terminal, without illumination | ABT |
| 2-pole, rocker, 2pole overload protection, quick connect terminal, momentary switch, without illumination | AED |
| 2-pole, rocker, 1pole overload protection, shunt terminal, quick connect terminal, momentary switch, without illumination | AEF |
| 2-pole, rocker, 2pole overload protection, shunt terminal, quick connect terminal, momentary switch, without illumination | AEG |
| 2-pole, rocker, 1pole overload protection, quick connect terminal, momentary switch, without illumination | AET |
| 2-pole, rocker, 2pole overload protection, screw connection, without illumination | AHD |
| 2-pole, rocker, 1pole overload protection, shunt terminal, screw connection, without illumination | AHF |
| 2-pole, rocker, 2pole overload protection, shunt terminal, screw connection, without illumination | AHG |
| 2-pole, rocker, 1pole overload protection, screw connection, without illumination | AHT |
| 2-pole, rocker, 2pole overload protection, screw connection, momentary switch, without illumination | AJD |
| 2-pole, rocker, 1pole overload protection, shunt terminal, screw connection, momentary switch, without illumination | AJF |
| 2-pole, rocker, 2pole overload protection, shunt terminal, screw connection, momentary switch, without illumination | AJG |
| 2-pole, rocker, 1pole overload protection, screw connection, momentary switch, without illumination | AJT |

TA45 - AK2 **W** F 120 A2 - AZM11 = Actuator colour

| Actuator colour | Configuration key |
|--------------------|-------------------|
| Clear transparent | 1 |
| Red transparent | 3 |
| Green transparent | 4 |
| Orange transparent | 6 |
| Black | B |
| Green | G |
| Red | R |
| White | W |

| Actuator colour | Configuration key |
|-----------------|-------------------|
| Orange | X |
| Yellow | Y |

TA45 - AK2 **W** F 120 A2 - AZM11 = Legend

| Legend | Configuration key |
|---------------|---|
| embossed |  F |
| white printed |  H |
| black printed |  K |
| white printed |  L |
| black printed |  M |
| white printed |  P |
| black printed |  R |
| white printed |  S |
| black printed |  T |

TA45 - AK2 **W** F **120** A2 - AZM11 = Rated current

| Rated current | Configuration key |
|---------------|-------------------|
| 0.05 A | Z05 |
| 0.1 A | J01 |
| 0.2 A | J02 |
| 0.3 A | J03 |
| 0.4 A | J04 |
| 0.5 A | J05 |
| 0.6 A | J06 |
| 0.7 A | J07 |
| 0.8 A | J08 |
| 0.9 A | J09 |
| 1.0 A | J10 |
| 1.1 A | J11 |
| 1.2 A | J12 |
| 1.3 A | J13 |
| 1.4 A | J14 |
| 1.5 A | J15 |
| 1.6 A | J16 |
| 1.7 A | J17 |
| 1.8 A | J18 |
| 1.9 A | J19 |
| 2.0 A | J20 |
| 2.1 A | J21 |

Other rated currents on request

| Rated current | Configuration key |
|---------------|-------------------|
| 2.2 A | J22 |
| 2.3 A | J23 |
| 2.5 A | J25 |
| 2.8 A | J28 |
| 3.0 A | 030 |
| 3.5 A | 035 |
| 4.0 A | 040 |
| 4.5 A | 045 |
| 5.0 A | 050 |
| 6.0 A | 060 |
| 6.5 A | 065 |
| 7.0 A | 070 |
| 7.5 A | 075 |
| 8.0 A | 080 |
| 9.0 A | 090 |
| 10.0 A | 100 |
| 11.0 A | 110 |
| 12.0 A | 120 |
| 13.0 A | 130 |
| 14.0 A | 140 |
| 15.0 A | 150 |
| 16.0 A | 160 |
| 17.0 A | 170 |

Other rated currents on request

| Rated current | Configuration key |
|---------------|-------------------|
| 18.0 A | 180 |
| 19.0 A | 190 |
| 20.0 A | 200 |

Other rated currents on request

TA45 - AK2 W F 120 **A2** - AZM11 = Release / lock-out latch

| Release / lock-out latch | Configuration key |
|----------------------------------|-------------------|
| without release / lock-out latch | C0 |

TA45 - AK2 W F 120 A2 - **AZM11** = Accessories

| Factory mounted accessories | Configuration key |
|---|-------------------|
| Without cover | |
| Collar with cover, IP54 | AZM01 |
| Raised collar with cover, IP54 | AZM02 |
| Raised collar, IP40 | AZM03 |
| Raised collar with cover narrow, IP54 | AZM10 |
| Partially raised collar with cover, narrow, IP54 | AZM11 |
| Partially raised collar without cover, narrow, IP40 | AZM12 |
| Raised collar narrow, IP40 | AZM13 |
| Raised collar with cover narrow, IP54 | AZM14 |

For subsequent fitting accessories see:

https://www.schurter.com/pdf/english/typ_TA45-ACC.pdf

Variants

| Thermal overload protection | Addition | connection type | Illumination | Actuator colour | Legend | Rated current | Accessories | Config. Code | Order Number |
|-----------------------------|----------|------------------------|----------------------|-----------------|---------------|---------------|---------------|-----------------|--------------|
| 1-pole | | Quick connect terminal | without illumination | White | embossed | 10.0 A | Without cover | TA45-ABTWF100C0 | 4430.0022 |
| 2-pole | | Quick connect terminal | without illumination | Black | white printed | 15.0 A | Without cover | TA45-ABDBL150C0 | 4430.1089 |
| 2-pole | | Quick connect terminal | without illumination | Black | white printed | 15.0 A | Without cover | TA45-ABDBS150C0 | 4430.1328 |

Most Popular.

Availability for all products can be searched real-time: <https://www.schurter.com/en/Stock-Check/Stock-Check-SCHURTER>

Packaging Unit 1 Pcs

Accessories



Description

TA45-ACC
 Accessories to TA45

Mouser Electronics

Authorized Distributor

Click to View Pricing, Inventory, Delivery & Lifecycle Information:

Schurter:

| | | | | | | | | | |
|----------------------------------|----------------------------------|----------------------------------|----------------------------------|----------------------------------|----------------------------------|----------------------------------|----------------------------------|----------------------------------|----------------------------------|
| <u>4430.0005</u> | <u>4430.0012</u> | <u>4430.0015</u> | <u>4430.0022</u> | <u>4430.0024</u> | <u>4430.0031</u> | <u>4430.0038</u> | <u>4430.0385</u> | <u>4430.0413</u> | <u>4430.0423</u> |
| <u>4430.0428</u> | <u>4430.0429</u> | <u>4430.0431</u> | <u>4430.0444</u> | <u>4430.0469</u> | <u>4430.0542</u> | <u>4430.0543</u> | <u>4430.0545</u> | <u>4430.0559</u> | <u>4430.0561</u> |
| <u>4430.0572</u> | <u>4430.0573</u> | <u>4430.0586</u> | <u>4430.0646</u> | <u>4430.0665</u> | <u>4430.0681</u> | <u>4430.0683</u> | <u>4430.0684</u> | <u>4430.0699</u> | <u>4430.0703</u> |
| <u>4430.0704</u> | <u>4430.0705</u> | <u>4430.0706</u> | <u>4430.0707</u> | <u>4430.0708</u> | <u>4430.0709</u> | <u>4430.0764</u> | <u>4430.0765</u> | <u>4430.0777</u> | <u>4430.0778</u> |
| <u>4430.0847</u> | <u>4430.0861</u> | <u>4430.0881</u> | <u>4430.0884</u> | <u>4430.0885</u> | <u>4430.0892</u> | <u>4430.0904</u> | <u>4430.0907</u> | <u>4430.0924</u> | <u>4430.0963</u> |
| <u>4430.0977</u> | <u>4430.0982</u> | <u>4430.0988</u> | <u>4430.0991</u> | <u>4430.1034</u> | <u>4430.1037</u> | <u>4430.1038</u> | <u>4430.1067</u> | <u>4430.1068</u> | <u>4430.1077</u> |
| <u>4430.1096</u> | <u>4430.1129</u> | <u>4430.1133</u> | <u>4430.1143</u> | <u>4430.1144</u> | <u>4430.1146</u> | <u>4430.1147</u> | <u>4430.1158</u> | <u>4430.1203</u> | <u>4430.1219</u> |
| <u>4430.1231</u> | <u>4430.1232</u> | <u>4430.1248</u> | <u>4430.1251</u> | <u>4430.1273</u> | <u>4430.1274</u> | <u>4430.1275</u> | <u>4430.1293</u> | <u>4430.1294</u> | <u>4430.1296</u> |
| <u>4430.1328</u> | <u>4430.1351</u> | <u>4430.1359</u> | <u>4430.1365</u> | <u>4430.1366</u> | <u>4430.1384</u> | <u>4430.1393</u> | <u>4430.1402</u> | <u>4430.1403</u> | <u>4430.1406</u> |
| <u>4430.1427</u> | <u>4430.1447</u> | <u>4430.1472</u> | <u>4430.1474</u> | <u>4430.1475</u> | <u>4430.1477</u> | <u>4430.1486</u> | <u>4430.1536</u> | <u>4430.1563</u> | <u>4430.1605</u> |