


# Wirewound Resistors

# General Type

## Normal & Miniature Style [ KNP Series ]



### INTRODUCTION

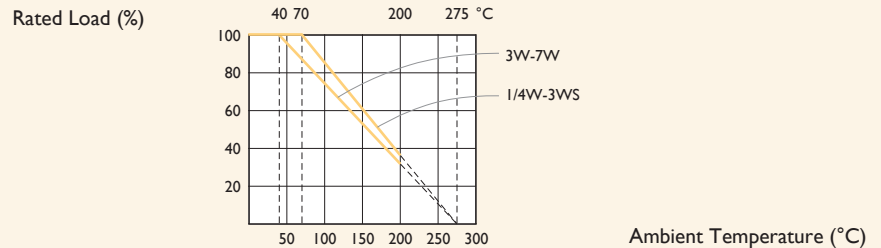
The resistor element is a resistive wire which is wound in a single layer on a ceramic rod, with tinned connecting wires of electrolytic copper welded to the end-caps. The ends of the resistive wire are connected to the caps by welding. The resistors are coated with layers of green color flame-proof lacquer.

### FEATURES

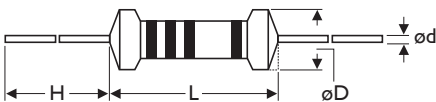
Power Rating	1/4W, 1/2W, 1W, 2W, 3W, 4W, 5W, 7W
Resistance Tolerance	±1%, ±5%
T.C.R.	±300ppm/°C
Flameproof Multi-layer Coating Meets	UL-94V-0
Flameproof Feature Meets Overload Test	UL-1412

### DERATING CURVE

For resistors operated in ambient temperatures above 40°C, power rating must be derated in accordance with the curve below.



### DIMENSIONS



Unit: mm

STYLE		DIMENSION			
Normal	Miniature	L	øD	H	ød
KNP-25	KNP50S	6.3±0.5	2.5±0.3	28±2.0	0.55±0.05
KNP-50	KNP1WS	9.0±0.5	3.5±0.3	26±2.0	0.55±0.05
KNP100	KNP2WS KNP3SS	11.5±1.0	4.6±0.5	35±2.0	0.8±0.05
KNP200	KNP3WS	15.5±1.0	5.2±0.5	33±2.0	0.8±0.05
KNP300	KNP5WS	17.5±1.0	6.2±0.5	32±2.0	0.8±0.05
KNP400					
KNP500	KNP7WS	24.5±1.0	8.2±0.5	38±2.0	0.8±0.05
KNP600					
KNP700	-	24.5±1.0	8.2±0.5	38±2.0	0.8±0.05

Note: KNP1WS ( for MBType ) ød = 0.8±0.05 mm

## ELECTRICAL CHARACTERISTICS

### NORMAL STYLE

STYLE	KNP-25	KNP-50	KNP100	KNP200	KNP300	KNP400	KNP500	KNP600	KNP700
Power Rating at 40°C					3W	4W	5W	6W	7W
Power Rating at 70°C	1/4W	1/2W	1W	2W					
Maximum working voltage	$\sqrt{P \times R}$								
Voltage Proof on Insulation	250V	300V	400V						
Resistance Range ( $\pm 1\%$ )	0.1 $\Omega$ - 150 $\Omega$	0.1 $\Omega$ - 750 $\Omega$	0.1 $\Omega$ - 1.5K $\Omega$	0.1 $\Omega$ - 2.4K $\Omega$	0.1 $\Omega$ - 3.3K $\Omega$		0.1 $\Omega$ - 6.2K $\Omega$		
Resistance Range ( $\pm 5\%$ )	0.1 $\Omega$ - 200 $\Omega$	0.1 $\Omega$ - 800 $\Omega$	0.1 $\Omega$ - 2.2K $\Omega$	0.1 $\Omega$ - 2.7K $\Omega$	0.1 $\Omega$ - 3.9K $\Omega$		0.1 $\Omega$ - 6.8K $\Omega$		
Operating Temp. Range	-40°C to +200°C								
Temperature Coefficient	$\pm 300\text{ppm}/^\circ\text{C}$								

Note: Special value is available on request

### MINIATURE STYLE

STYLE	KNP50S	KNP1WS	KNP2WS	KNP3SS	KNP3WS	KNP5WS	KNP7WS
Power Rating at 40°C						5W	7W
Power Rating at 70°C	1/2W	1W	2W	3W			
Maximum working voltage	$\sqrt{P \times R}$						
Voltage Proof on Insulation	200V	300V	400V				
Resistance Range ( $\pm 1\%$ )	0.1 $\Omega$ - 150 $\Omega$	0.1 $\Omega$ - 750 $\Omega$	0.1 $\Omega$ - 1.5K $\Omega$		0.1 $\Omega$ - 2.4K $\Omega$	0.1 $\Omega$ - 3.3K $\Omega$	
Resistance Range ( $\pm 5\%$ )	0.1 $\Omega$ - 200 $\Omega$	0.1 $\Omega$ - 800 $\Omega$	0.1 $\Omega$ - 2.2K $\Omega$		0.1 $\Omega$ - 2.7K $\Omega$	0.1 $\Omega$ - 3.9K $\Omega$	
Operating Temp. Range	-40°C to +200°C						
Temperature Coefficient	$\pm 300\text{ppm}/^\circ\text{C}$						

Note: Special value is available on request

## ENVIRONMENTAL CHARACTERISTICS

PERFORMANCE TEST	TEST METHOD		APPRAISE
Short Time Overload	IEC 60115-1 4.13	10 times rated power for 5 Sec.	$\pm 2.0\% + 0.05\Omega$
Voltage Proof on Insulation	IEC 60115-1 4.7	In V-Block for 60 sec., test voltage as above table	No Breakdown
Temperature Coefficient	IEC 60115-1 4.8	Between -40°C to +155°C	By type
Insulation Resistance	IEC 60115-1 4.6	in V-block for 60 Sec.	>100M $\Omega$
Solderability	IEC 60115-1 4.17	235 $\pm 5^\circ\text{C}$ for 3 $\pm 0.5$ Sec	95% Min. coverage
Solvent Resistance of Marking	IEC 60115-1 4.30	IPA for 5 $\pm 0.5$ Min. with ultrasonic	No deterioration of coatings and markings
Robustness of Terminations	IEC 60115-1 4.16	Direct load for 10 Sec. in the direction of the terminal leads	$\geq 2.5\text{kg}$ (24.5N)
Damp Heat Steady State	IEC 60115-1 4.24	40 $\pm 2^\circ\text{C}$ , 90-95% RH for 56 days, loaded with 0.1 times RCWV	$\pm 5.0\% + 0.05\Omega$
Endurance at 70°C	IEC 60115-1 4.25	70 $\pm 2^\circ\text{C}$ at RCWV (or $U_{\text{max}}$ , whichever less) for 1,000 Hr. (1.5Hr:on, 0.5Hr: Off)	$\pm 5.0\% + 0.05\Omega$
Temperature Cycling	IEC 60115-1 4.19	-55°C $\Rightarrow$ Room Temp. $\Rightarrow$ +155°C $\Rightarrow$ Room Temp. (5 cycles)	$\pm 1.0\% + 0.05\Omega$
Resistance to Soldering Heat	IEC 60115-1 4.18	260 $\pm 3^\circ\text{C}$ for 10 $\pm 1$ Sec., immersed to a point 3 $\pm 0.5\text{mm}$ from the body	$\pm 1.0\% + 0.05\Omega$
Accidental Overload Test	IEC 60115-1 4.26	4 times RCWV for 1 Min.	No evidence of flaming or arcing

Note: Rated Continuous Working Voltage (RCWV) =  $\sqrt{\text{Power Rating} \times \text{Resistance Value}}$  or Max. working voltage listed above, whichever less.

Revision: 2020

# Mouser Electronics

Authorized Distributor

Click to View Pricing, Inventory, Delivery & Lifecycle Information:

## Yageo:

[KNP1WSJT-52-10R](#) [KNP1WSJT-52-2R2](#) [KNP100JR-73-0R1](#) [KNP100JR-73-100R](#) [KNP100JR-73-10R](#) [KNP100JR-73-22R](#) [KNP100JR-73-2R2](#) [KNP100JR-73-47R](#) [KNP100JR-73-4R7](#) [KNP1WSJT-52-47R](#) [KNP1WSJT-52-4R7](#) [KNP2WSJR-73-0R1](#) [KNP2WSJR-73-100R](#) [KNP2WSJR-73-10R](#) [KNP2WSJR-73-2R2](#) [KNP2WSJR-73-47R](#) [KNP2WSJR-73-4R7](#) [KNP1WSJT-52-22R](#) [KNP2WSJR-73-22R](#) [KNP100JR-73-120R](#) [KNP100JR-73-0R33](#) [KNP100JR-73-12R](#) [KNP100JR-73-27R](#) [KNP100JR-73-3R3](#) [KNP100JR-73-1R](#) [KNP100JR-73-220R](#) [KNP100JR-73-3R6](#) [KNP100JR-73-75R](#) [KNP100JR-73-6R8](#) [KNP100JR-73-5R1](#) [KNP100JR-73-3R](#) [KNP100JR-73-470R](#) [KNP100JR-73-150R](#) [KNP100JR-73-68R](#) [KNP100JR-73-0R22](#) [KNP100JR-73-20R](#) [KNP100JR-73-33R](#) [KNP100JR-73-5R6](#) [KNP100JR-73-2R](#) [KNP100JR-73-15R](#) [KNP100JR-73-51R](#) [KNP3WSJR-73-0R47](#) [KNP5WSJR-73-10R](#) [KNP200JR-73-2R2](#) [KNP200JR-73-10R](#) [KNP5WSJR-73-100R](#) [KNP200JR-73-0R47](#) [KNP3WSJR-73-47R](#) [KNP5WSJR-73-47R](#) [KNP200JR-73-100R](#) [KNP3WSJR-73-0R1](#) [KNP2WSJR-73-1R](#) [KNP200JR-73-0R1](#) [KNP5WSJR-73-0R22](#) [KNP2WSJR-73-0R47](#) [KNP3WSJR-73-0R22](#) [KNP5WSJR-73-22R](#) [KNP5WSJR-73-0R1](#) [KNP1WSJR-52-4R7](#) [KNP1WSJR-52-47R](#) [KNP2WSJR-73-0R22](#) [KNP200JR-73-1R](#) [KNP200JR-73-22R](#) [KNP3WSJR-73-1R](#) [KNP3WSJR-73-10R](#) [KNP5WSJR-73-0R47](#) [KNP5WSJR-73-4R7](#) [KNP1WSJR-52-0R22](#) [KNP1WSJR-52-2R2](#) [KNP100JR-73-0R47](#) [KNP1WSJR-52-22R](#) [KNP1WSJR-52-1R](#) [KNP1WSJR-52-10R](#) [KNP3WSJR-73-4R7](#) [KNP3WSJR-73-100R](#) [KNP3WSJR-73-22R](#) [KNP5WSJR-73-1R](#) [KNP3WSJR-73-2R2](#) [KNP200JR-73-0R22](#) [KNP1WSJR-52-100R](#) [KNP200JR-73-4R7](#) [KNP200JR-73-47R](#) [KNP5WSJR-73-2R2](#) [KNP100JR-73-0R27](#) [KNP1WSJR-52-39R](#) [KNP1WSJR-52-33R](#) [KNP100JR-73-0R18](#) [KNP100JR-73-0R15](#) [KNP100JR-73-1R5](#) [KNP1WSJR-52-5R1](#) [KNP100JR-73-0R43](#) [KNP100JR-73-43R](#) [KNP100JR-52-100R](#) [KNP100JR-52-0R12](#) [KNP100JR-52-0R47](#) [KNP100JR-52-33R](#) [KNP1WSJR-52-0R47](#) [KNP1WSJR-52-0R1](#) [KNP100FR-73-47R](#) [KNP100JR-52-0R2](#)