

CABLE-D25SUB/B/B/100/KONFEK/S - Cable



2305473

<https://www.phoenixcontact.com/us/products/2305473>

Please be informed that the data shown in this PDF document is generated from our Online Catalog. Please find the complete data in the user documentation. Our General Terms of Use for Downloads are valid.



Assembled shielded round cable; connection 1: D-SUB socket strip (1x 25-position); connection 2: D-SUB socket strip (1x 25-position); cable length: 1 m

Commercial Data

Item number	2305473
Packing unit	1 pc
Minimum order quantity	1 pc
Note	Made to Order (non-returnable)
Sales Key	C421
Product Key	CK2135
Catalog Page	Page 571 (C-5-2019)
GTIN	4046356011839
Weight per Piece (including packing)	234.7 g
Weight per Piece (excluding packing)	227 g
Customs tariff number	85444290
Country of origin	DE

Technical Data

Product properties

Product type	System cable
--------------	--------------

Environmental and real-life conditions

Ambient conditions

Degree of protection	IP20
Degree of protection (Installation location)	≥ IP54 (Installation location)
Ambient temperature (operation)	-40 °C ... 70 °C (fixed installation)
	-10 °C ... 70 °C (flexible installation)
Ambient temperature (storage/transport)	-40 °C ... 80 °C
Altitude	≤ 2000 m

Electrical properties

Operating voltage (AC)	≤ 30 V AC
Operating voltage (DC)	≤ 60 V DC
Nominal operating mode	100% operating factor
Current (Per path)	≤ 2 A (Uncoiled, see derating)

Cable/line

Cable length	1 m
--------------	-----

25X0.25 [PVC]

UL AWM Style	2464/1061
Number of positions	25
Shielded	yes
Cable type	25X0.25 [PVC]
Conductor type	Assembled shielded round cable
Conductor structure signal line	14x 0.15 mm
AWG signal line	24
Conductor cross section	25x 0.25 mm ²
Wire diameter incl. insulation	1.2 mm ±0.05 mm
External cable diameter	9.8 mm ±0.5 mm
Outer sheath, material	Semi-rigid PVC
External sheath, color	gray
Conductor material	Bare Cu litz wires
Cable resistance	≤ 80 Ω/km (at 20 °C)
Insulation resistance	≥ 20 MΩ*km (at 20 °C)
Smallest bending radius, fixed installation	82 mm
Smallest bending radius, movable installation	155 mm
Max. bending cycles	5000 (at a radius of ≥ 15x outside diameter)
Halogen-free	no

CABLE-D25SUB/B/B/100/KONFEK/S - Cable



2305473

<https://www.phoenixcontact.com/us/products/2305473>

Flame resistance	IEC 60332-1-2 (raw cable)
	VDE 0842, Part 332-1-2 (raw cable)
	IEC 60332-3-22 (raw cable)
	UL VW-1
	CSA FT-1
Resistance to oil	can withstand occasional splashes (raw cable)

color code

D-SUB25 (1)	D-SUB25 (1) = white
D-SUB25 (2)	D-SUB25 (2) = brown
D-SUB25 (3)	D-SUB25 (3) = green
D-SUB25 (4)	D-SUB25 (4) = yellow
D-SUB25 (5)	D-SUB25 (5) = gray
D-SUB25 (6)	D-SUB25 (6) = pink
D-SUB25 (7)	D-SUB25 (7) = blue
D-SUB25 (8)	D-SUB25 (8) = red
D-SUB25 (9)	D-SUB25 (9) = black
D-SUB25 (10)	D-SUB25 (10) = violet
D-SUB25 (11)	D-SUB25 (11) = gray-pink
D-SUB25 (12)	D-SUB25 (12) = red-blue
D-SUB25 (13)	D-SUB25 (13) = white-green
D-SUB25 (14)	D-SUB25 (14) = brown-green
D-SUB25 (15)	D-SUB25 (15) = white-yellow
D-SUB25 (16)	D-SUB25 (16) = yellow-brown
D-SUB25 (17)	D-SUB25 (17) = white-gray
D-SUB25 (18)	D-SUB25 (18) = gray-brown
D-SUB25 (19)	D-SUB25 (19) = white-pink
D-SUB25 (20)	D-SUB25 (20) = pink-brown
D-SUB25 (21)	D-SUB25 (21) = white-blue
D-SUB25 (22)	D-SUB25 (22) = brown-blue
D-SUB25 (23)	D-SUB25 (23) = white-red
D-SUB25 (24)	D-SUB25 (24) = brown-red
D-SUB25 (25)	D-SUB25 (25) = white-black

Connection data

Connection 1

Connection in acc. with standard	IEC 60807-2
	DIN 41652
Connection method	D-SUB socket strip
Screw thread	UNC 4-40
Number of connections	1
Number of positions	25
Tightening torque	0.2 Nm
Insertion/withdrawal cycles	> 200

CABLE-D25SUB/B/B/100/KONFEK/S - Cable



2305473

<https://www.phoenixcontact.com/us/products/2305473>

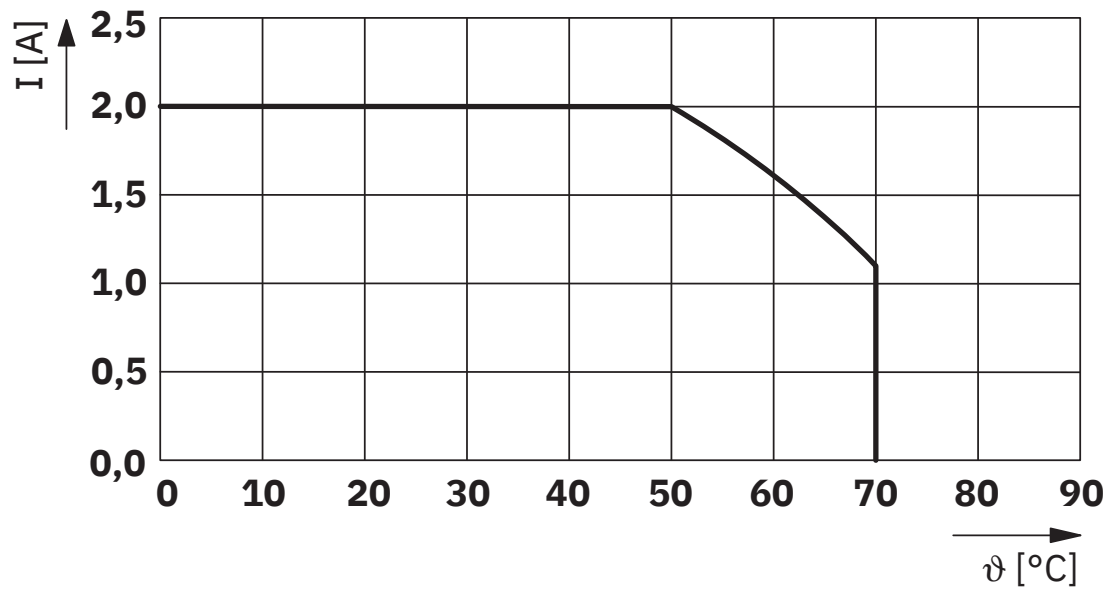
Pitch	2.77 mm
-------	---------

Connection 2

Connection in acc. with standard	IEC 60807-2
	DIN 41652
Connection method	D-SUB socket strip
Screw thread	UNC 4-40
Number of connections	1
Number of positions	25
Tightening torque	0.2 Nm
Insertion/withdrawal cycles	> 200
Pitch	2.77 mm

Drawings

Diagram



Maximum permissible current per path in uncoiled state

CABLE-D25SUB/B/B/100/KONFEK/S - Cable





2305473

<https://www.phoenixcontact.com/us/products/2305473>

Approvals

 CSA Approval ID: 70002966	Nominal Voltage U_N	Nominal Current I_N	Cross Section AWG	Cross Section mm^2
	125 V	1 A	-	-

 cUL Recognized Approval ID: FILE E 238705	Nominal Voltage U_N	Nominal Current I_N	Cross Section AWG	Cross Section mm^2
	125 V	2 A	-	-

 UL Recognized Approval ID: FILE E 238705	Nominal Voltage U_N	Nominal Current I_N	Cross Section AWG	Cross Section mm^2
	125 V	2 A	-	-

 EAC Approval ID: RU*-DE.HB*35.B00385				
------------------------------------------------------------------------------------------------------------------------------------	--	--	--	--

CABLE-D25SUB/B/B/100/KONFEK/S - Cable



2305473

<https://www.phoenixcontact.com/us/products/2305473>

Classifications

ECLASS

ECLASS-11.0	27242220
ECLASS-12.0	27242220
ECLASS-13.0	27242220

ETIM

ETIM 8.0	EC000237
----------	----------

UNSPSC

UNSPSC 21.0	26121600
-------------	----------

CABLE-D25SUB/B/B/100/KONFEK/S - Cable



2305473

<https://www.phoenixcontact.com/us/products/2305473>

Environmental Product Compliance

REACH SVHC	Lead 7439-92-1
China RoHS	Environmentally Friendly Use Period = 50 years
	For information on hazardous substances, refer to the manufacturer's declaration available under "Downloads"

CABLE-D25SUB/B/B/100/KONFEK/S - Cable



2305473

<https://www.phoenixcontact.com/us/products/2305473>

Accessories

KME - Cable marker carrier

0807083

<https://www.phoenixcontact.com/us/products/0807083>



Cable marker carrier, white, unlabeled, mounting type: Assembly with cable ties, cable diameter: > 5 mm, lettering field size: 20 x 8 mm

Phoenix Contact 2023 © - all rights reserved
<https://www.phoenixcontact.com>

Phoenix Contact USA
586 Fulling Mill Road
Middletown, PA 17057, United States
(+717) 944-1300
info@phoenixcon.com