

# F92 Series



## Resin-Molded Chip, Low Profile J-Lead



### FEATURES

- Compliant to the RoHS2 directive 2011/65/EU
- SMD J-lead
- Low profile case sizes

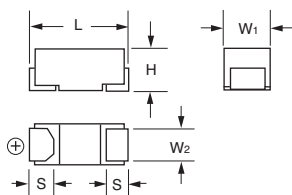
### APPLICATIONS

- Handheld electronics
- USB accessories



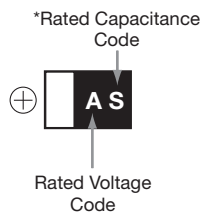
### CASE DIMENSIONS: millimeters (inches)

| Code | EIA Code | EIA Metric | L                              | W <sub>1</sub>                 | W <sub>2</sub>                 | H                              | S                              |
|------|----------|------------|--------------------------------|--------------------------------|--------------------------------|--------------------------------|--------------------------------|
| A    | 1206     | 3216-12    | 3.20 ± 0.20<br>(0.126 ± 0.008) | 1.60 ± 0.20<br>(0.063 ± 0.008) | 1.20 ± 0.10<br>(0.047 ± 0.004) | 1.10 ± 0.10<br>(0.043 ± 0.004) | 0.80 ± 0.20<br>(0.031 ± 0.008) |
| B    | 1311     | 3428-12    | 3.40 ± 0.20<br>(0.134 ± 0.008) | 2.80 ± 0.20<br>(0.110 ± 0.008) | 2.30 ± 0.10<br>(0.091 ± 0.004) | 1.10 ± 0.10<br>(0.043 ± 0.004) | 0.80 ± 0.20<br>(0.031 ± 0.008) |
| P    | 0805     | 2012-12    | 2.00 ± 0.20<br>(0.079 ± 0.008) | 1.25 ± 0.10<br>(0.049 ± 0.004) | 0.90 ± 0.10<br>(0.035 ± 0.004) | 1.10 ± 0.10<br>(0.043 ± 0.004) | 0.50 ± 0.20<br>(0.020 ± 0.008) |

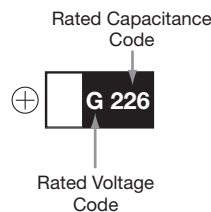


### MARKING

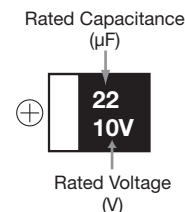
#### P CASE



#### A CASE



#### B CASE



|      |   |     |   |     |   |
|------|---|-----|---|-----|---|
| 4V   | G | 16V | C | 35V | V |
| 6.3V | J | 20V | D |     |   |
| 10V  | A | 25V | E |     |   |

\*Capacitance code of "P" case products are as shown below.

### HOW TO ORDER

|            |               |  |                      |                 |                                   |                             |
|------------|---------------|--|----------------------|-----------------|-----------------------------------|-----------------------------|
| <b>F92</b> | <b>0J</b>     | <b>106</b>   | <b>M</b>             | <b>P</b>        |                                   | <b>LZT</b>                  |
| Type       | Rated Voltage | Capacitance Code   | Tolerance            | Case Size       | Packaging                         | Specification Suffix        |
|            |               | pF code: 1st two digits represent significant figures, 3rd digit represents multiplier (number of zeros to follow) | K = ±10%<br>M = ±20% | See table above | See Tape & Reel Packaging Section | Rated temperature 60°C only |

### TECHNICAL SPECIFICATIONS

| Category Temperature Range:       | -55 to +125°C   |        |           |                     |                     |                    |                    |                    |                    |
|-----------------------------------|---|--------|-----------|---------------------|---------------------|--------------------|--------------------|--------------------|--------------------|
| Rated Temperature:                | +85°C   |        |           |                     |                     |                    |                    |                    |                    |
| Capacitance Tolerance:            | ±20%, ±10% at 120Hz   |        |           |                     |                     |                    |                    |                    |                    |
| Dissipation Factor:               | Refer to next page  |        |           |                     |                     |                    |                    |                    |                    |
| ESR 100kHz:                       | Refer to next page  |        |           |                     |                     |                    |                    |                    |                    |
| Leakage Current:                  | After 1 minute's application of rated voltage, leakage current at 20°C is not more than 0.01CV or 0.5µA, whichever is greater.<br>After 1 minute's application of rated voltage, leakage current at 85°C is not more than 0.1CV or 5µA, whichever is greater.<br>After 1 minute's application of derated voltage, leakage current at 125°C is not more than 0.125CV or 6.3µA, whichever is greater. |        |           |                     |                     |                    |                    |                    |                    |
| Capacitance Change By Temperature | <table border="1"> <thead> <tr> <th>P Case</th> <th>A, B Case</th> </tr> </thead> <tbody> <tr> <td>+20% Max. at +125°C</td> <td>+15% Max. at +125°C</td> </tr> <tr> <td>+15% Max. at +85°C</td> <td>+10% Max. at +85°C</td> </tr> <tr> <td>-15% Max. at -55°C</td> <td>-10% Max. at -55°C</td> </tr> </tbody> </table>  | P Case | A, B Case | +20% Max. at +125°C | +15% Max. at +125°C | +15% Max. at +85°C | +10% Max. at +85°C | -15% Max. at -55°C | -10% Max. at -55°C |
| P Case                            | A, B Case   |        |           |                     |                     |                    |                    |                    |                    |
| +20% Max. at +125°C               | +15% Max. at +125°C   |        |           |                     |                     |                    |                    |                    |                    |
| +15% Max. at +85°C                | +10% Max. at +85°C  |        |           |                     |                     |                    |                    |                    |                    |
| -15% Max. at -55°C                | -10% Max. at -55°C  |        |           |                     |                     |                    |                    |                    |                    |

# F92 Series



## Resin-Molded Chip, Low Profile J-Lead

### CAPACITANCE AND RATED VOLTAGE RANGE (LETTER DENOTES CASE SIZE)

| Capacitance |      | Rated Voltage       |                       |                    |          |                     |          |          | *Cap Code |
|-------------|------|---------------------|-----------------------|--------------------|----------|---------------------|----------|----------|-----------|
| µF          | Code | 4V (0G)             | 6.3V (0J)             | 10V (1A)           | 16V (1C) | 20V (1D)            | 25V (1E) | 35V (1V) |           |
| 0.22        | 224  |                     |                       |                    |          |                     |          | A        | J         |
| 0.33        | 334  |                     |                       |                    |          |                     |          | A        | N         |
| 0.47        | 474  |                     |                       |                    | P        | A/P                 |          | A        | S         |
| 0.68        | 684  |                     |                       |                    | P        | A                   |          |          | W         |
| 1.0         | 105  |                     |                       | P                  | P        | A/P                 | A/P      | A        | A         |
| 1.5         | 155  |                     |                       | P                  | P        | A                   |          |          | E         |
| 2.2         | 225  |                     | P                     | P                  | A/P      | A                   | A/B      | B        | J         |
| 3.3         | 335  | P                   | P                     | A/P                | A        |                     |          | B        | N         |
| 4.7         | 475  | P                   | P                     | A/P                | A/B      | A <sup>(M)</sup> /B | A/B      |          | S         |
| 6.8         | 685  | P                   | P                     | A/P                | B        |                     |          |          | w         |
| 10          | 106  | A/P                 | A/P                   | A/P <sup>(M)</sup> | A/B      | B                   |          |          | a         |
| 15          | 156  | P                   | A/P <sup>(M)</sup>    | A                  |          |                     |          |          | e         |
| 22          | 226  | A/P <sup>(M)</sup>  | A/P <sup>(M)</sup>    | A/B                | B        |                     |          |          | J         |
| 33          | 336  | A/P <sup>(M)</sup>  | A/B                   | B                  |          |                     |          |          | n         |
| 47          | 476  | A/B                 | A/B                   | B                  |          |                     |          |          | s         |
| 68          | 686  | A <sup>(M)</sup> /B |                       |                    |          |                     |          |          | w         |
| 100         | 107  | A <sup>(M)</sup> /B | A <sup>(M)**</sup> /B |                    |          |                     |          |          | A         |
| 150         | 157  | B <sup>(M)</sup>    |                       |                    |          |                     |          |          | E         |
| 220         | 227  |                     |                       |                    |          |                     |          |          | J         |

Released ratings (M tolerance only)

\*\*Rated temperature 60°C only. Please contact AVX when you need detail spec.

Please contact to your local AVX sales office when these series are being designed in your application.

# F92 Series



## Resin-Molded Chip, Low Profile J-Lead

### RATINGS & PART NUMBER REFERENCE

| AVX Part No.    | Case Size | Capacitance (µF) | Rated Voltage (V) | DCL (µA) | DF @ 120Hz (%) | ESR @ 100kHz (Ω) | 100kHz RMS Current (mA) |      |      |       | *1 ΔC/C (%) | MSL |
|-----------------|-----------|------------------|-------------------|----------|----------------|------------------|-------------------------|------|------|-------|-------------|-----|
|                 |           |                  |                   |          |                |                  | 25°C                    | 60°C | 85°C | 125°C |             |     |
| <b>4 Volt</b>   |           |                  |                   |          |                |                  |                         |      |      |       |             |     |
| F920G335#PA     | P         | 3.3              | 4                 | 0.5      | 8              | 12.0             | 50                      | –    | 45   | 20    | *           | 1   |
| F920G475#PA     | P         | 4.7              | 4                 | 0.5      | 8              | 6.0              | 71                      | –    | 64   | 28    | *           | 1   |
| F920G685#PA     | P         | 6.8              | 4                 | 0.5      | 10             | 6.0              | 71                      | –    | 64   | 28    | *           | 1   |
| F920G106#AA     | A         | 10               | 4                 | 0.5      | 8              | 4.0              | 122                     | –    | 110  | 49    | *           | 1   |
| F920G106#PA     | P         | 10               | 4                 | 0.5      | 10             | 6.0              | 71                      | –    | 64   | 28    | *           | 1   |
| F920G156#PA     | P         | 15               | 4                 | 0.6      | 10             | 5.0              | 77                      | –    | 70   | 31    | *           | 1   |
| F920G226#AA     | A         | 22               | 4                 | 0.9      | 12             | 2.8              | 146                     | –    | 132  | 59    | *           | 1   |
| F920G226#MPA    | P         | 22               | 4                 | 0.9      | 20             | 5.0              | 77                      | –    | 70   | 31    | *           | 1   |
| F920G336#AA     | A         | 33               | 4                 | 1.3      | 12             | 2.8              | 146                     | –    | 132  | 59    | *           | 1   |
| F920G336#MPA    | P         | 33               | 4                 | 1.3      | 20             | 4.0              | 87                      | –    | 78   | 35    | *           | 1   |
| F920G476#AA     | A         | 47               | 4                 | 1.9      | 18             | 2.8              | 146                     | –    | 132  | 59    | *           | 1   |
| F920G476#BA     | B         | 47               | 4                 | 1.9      | 12             | 1.7              | 210                     | –    | 189  | 84    | *           | 1   |
| F920G686#AA     | A         | 68               | 4                 | 2.7      | 25             | 2.8              | 146                     | –    | 132  | 59    | ±15         | 1   |
| F920G686#BA     | B         | 68               | 4                 | 2.7      | 18             | 1.5              | 224                     | –    | 201  | 89    | *           | 1   |
| F920G107#AA     | A         | 100              | 4                 | 4.0      | 30             | 2.8              | 146                     | –    | 132  | 59    | ±15         | 1   |
| F920G107#BA     | B         | 100              | 4                 | 4.0      | 18             | 1.3              | 240                     | –    | 216  | 96    | *           | 1   |
| F920G157#MBA    | B         | 150              | 4                 | 6.0      | 25             | 1.3              | 240                     | –    | 216  | 96    | ±15         | 1   |
| <b>6.3 Volt</b> |           |                  |                   |          |                |                  |                         |      |      |       |             |     |
| F920J225#PA     | P         | 2.2              | 6.3               | 0.5      | 8              | 12.0             | 50                      | –    | 45   | 20    | *           | 1   |
| F920J335#PA     | P         | 3.3              | 6.3               | 0.5      | 8              | 12.0             | 50                      | –    | 45   | 20    | *           | 1   |
| F920J475#PA     | P         | 4.7              | 6.3               | 0.5      | 8              | 6.0              | 71                      | –    | 64   | 28    | *           | 1   |
| F920J685#PA     | P         | 6.8              | 6.3               | 0.5      | 10             | 6.0              | 71                      | –    | 64   | 28    | *           | 1   |
| F920J106#AA     | A         | 10               | 6.3               | 0.6      | 8              | 4.0              | 122                     | –    | 110  | 49    | *           | 1   |
| F920J106#PA     | P         | 10               | 6.3               | 0.6      | 10             | 6.0              | 71                      | –    | 64   | 28    | *           | 1   |
| F920J156#AA     | A         | 15               | 6.3               | 0.9      | 8              | 4.0              | 122                     | –    | 110  | 49    | *           | 1   |
| F920J156#MPA    | P         | 15               | 6.3               | 0.9      | 10             | 6.0              | 71                      | –    | 64   | 28    | *           | 1   |
| F920J226#AA     | A         | 22               | 6.3               | 1.4      | 12             | 2.8              | 146                     | –    | 132  | 59    | *           | 1   |
| F920J226#MPA    | P         | 22               | 6.3               | 1.4      | 20             | 5.0              | 77                      | –    | 70   | 31    | *           | 1   |
| F920J336#AA     | A         | 33               | 6.3               | 2.1      | 12             | 2.8              | 146                     | –    | 132  | 59    | *           | 1   |
| F920J336#BA     | B         | 33               | 6.3               | 2.1      | 12             | 1.7              | 210                     | –    | 189  | 84    | *           | 1   |
| F920J476#AA     | A         | 47               | 6.3               | 3.0      | 18             | 2.8              | 146                     | –    | 132  | 59    | ±15         | 1   |
| F920J476#BA     | B         | 47               | 6.3               | 3.0      | 12             | 1.7              | 210                     | –    | 189  | 84    | *           | 3   |
| F920J107#MAALZT | A         | 100              | 6.3               | 63.0     | 40             | 3.0              | 141                     | 127  | –    | 57    | ±20         | 3   |
| F920J107#BA     | B         | 100              | 6.3               | 6.3      | 20             | 1.3              | 240                     | –    | 216  | 96    | ±15         | 1   |
| <b>10 Volt</b>  |           |                  |                   |          |                |                  |                         |      |      |       |             |     |
| F921A105#PA     | P         | 1                | 10                | 0.5      | 8              | 12.0             | 50                      | –    | 45   | 20    | *           | 1   |
| F921A155#PA     | P         | 1.5              | 10                | 0.5      | 8              | 12.0             | 50                      | –    | 45   | 20    | *           | 1   |
| F921A225#PA     | P         | 2.2              | 10                | 0.5      | 8              | 12.0             | 50                      | –    | 45   | 20    | *           | 1   |
| F921A335#AA     | A         | 3.3              | 10                | 0.5      | 6              | 7.0              | 93                      | –    | 83   | 37    | *           | 1   |
| F921A335#PA     | P         | 3.3              | 10                | 0.5      | 8              | 12.0             | 50                      | –    | 45   | 20    | *           | 1   |
| F921A475#AA     | A         | 4.7              | 10                | 0.5      | 6              | 4.0              | 122                     | –    | 110  | 49    | *           | 1   |
| F921A475#PA     | P         | 4.7              | 10                | 0.5      | 8              | 6.0              | 71                      | –    | 64   | 28    | *           | 1   |
| F921A685#AA     | A         | 6.8              | 10                | 0.7      | 6              | 4.0              | 122                     | –    | 110  | 49    | *           | 1   |
| F921A685#PA     | P         | 6.8              | 10                | 0.7      | 8              | 6.0              | 71                      | –    | 64   | 28    | *           | 1   |
| F921A106#AA     | A         | 10               | 10                | 1.0      | 8              | 4.0              | 122                     | –    | 110  | 49    | *           | 1   |
| F921A106#MPA    | P         | 10               | 10                | 1.0      | 14             | 6.0              | 71                      | –    | 64   | 28    | *           | 1   |
| F921A156#AA     | A         | 15               | 10                | 1.5      | 8              | 4.0              | 122                     | –    | 110  | 49    | *           | 1   |
| F921A226#AA     | A         | 22               | 10                | 2.2      | 14             | 4.0              | 122                     | –    | 110  | 49    | ±15         | 1   |
| F921A226#BA     | B         | 22               | 10                | 2.2      | 8              | 1.9              | 199                     | –    | 179  | 79    | *           | 3   |
| F921A336#BA     | B         | 33               | 10                | 3.3      | 12             | 1.9              | 199                     | –    | 179  | 79    | *           | 1   |
| F921A476#BA     | B         | 47               | 10                | 4.7      | 18             | 1.9              | 199                     | –    | 179  | 79    | ±15         | 1   |
| <b>16 Volt</b>  |           |                  |                   |          |                |                  |                         |      |      |       |             |     |
| F921C474#PA     | P         | 0.47             | 16                | 0.5      | 8              | 20.0             | 39                      | –    | 35   | 15    | *           | 1   |
| F921C684#PA     | P         | 0.68             | 16                | 0.5      | 8              | 12.0             | 50                      | –    | 45   | 20    | *           | 1   |
| F921C105#PA     | P         | 1                | 16                | 0.5      | 8              | 12.0             | 50                      | –    | 45   | 20    | *           | 1   |
| F921C155#PA     | P         | 1.5              | 16                | 0.5      | 8              | 12.0             | 50                      | –    | 45   | 20    | *           | 1   |
| F921C225#AA     | A         | 2.2              | 16                | 0.5      | 6              | 7.0              | 93                      | –    | 83   | 37    | *           | 1   |
| F921C225#PA     | P         | 2.2              | 16                | 0.5      | 8              | 12.0             | 50                      | –    | 45   | 20    | *           | 1   |
| F921C335#AA     | A         | 3.3              | 16                | 0.5      | 6              | 7.0              | 93                      | –    | 83   | 37    | *           | 1   |
| F921C475#AA     | A         | 4.7              | 16                | 0.8      | 6              | 7.0              | 93                      | –    | 83   | 37    | *           | 1   |
| F921C475#BA     | B         | 4.7              | 16                | 0.8      | 6              | 3.0              | 158                     | –    | 142  | 63    | *           | 1   |
| F921C685#BA     | B         | 6.8              | 16                | 1.1      | 6              | 3.0              | 158                     | –    | 142  | 63    | *           | 1   |
| F921C106#AA     | A         | 10               | 16                | 1.6      | 8              | 7.0              | 93                      | –    | 83   | 37    | ±15         | 1   |
| F921C106#BA     | B         | 10               | 16                | 1.6      | 6              | 2.0              | 194                     | –    | 174  | 77    | *           | 1   |
| F921C226#BA     | B         | 22               | 16                | 3.5      | 12             | 2.0              | 194                     | –    | 174  | 77    | ±15         | 1   |
| <b>20 Volt</b>  |           |                  |                   |          |                |                  |                         |      |      |       |             |     |
| F921D474#AA     | A         | 0.47             | 20                | 0.5      | 4              | 10.0             | 77                      | –    | 70   | 31    | *           | 1   |
| F921D474#PA     | P         | 0.47             | 20                | 0.5      | 8              | 20.0             | 39                      | –    | 35   | 15    | *           | 1   |
| F921D684#AA     | A         | 0.68             | 20                | 0.5      | 4              | 10.0             | 77                      | –    | 70   | 31    | *           | 1   |
| F921D105#AA     | A         | 1                | 20                | 0.5      | 4              | 10.0             | 77                      | –    | 70   | 31    | *           | 1   |
| F921D105#PA     | P         | 1                | 20                | 0.5      | 8              | 20.0             | 39                      | –    | 35   | 15    | *           | 1   |
| F921D155#AA     | A         | 1.5              | 20                | 0.5      | 6              | 7.4              | 90                      | –    | 81   | 36    | *           | 1   |
| F921D225#AA     | A         | 2.2              | 20                | 0.5      | 6              | 7.0              | 93                      | –    | 83   | 37    | *           | 1   |

### RATINGS & PART NUMBER REFERENCE

| AVX Part No.   | Case Size | Capacitance (μF) | Rated Voltage (V) | DCL (μA) | DF @ 120Hz (%) | ESR @ 100kHz (Ω) | 100kHz RMS Current (mA) |      |      |       | *1 ΔC/C (%) | MSL |
|----------------|-----------|------------------|-------------------|----------|----------------|------------------|-------------------------|------|------|-------|-------------|-----|
|                |           |                  |                   |          |                |                  | 25°C                    | 60°C | 85°C | 125°C |             |     |
| F921D475MAA    | A         | 4.7              | 20                | 0.9      | 10             | 7.0              | 93                      | –    | 83   | 37    | ±10         | 1   |
| F921D475#BA    | B         | 4.7              | 20                | 0.9      | 6              | 3.0              | 158                     | –    | 142  | 63    | *           | 1   |
| F921D106#BA    | B         | 10               | 20                | 2.0      | 8              | 3.0              | 158                     | –    | 142  | 63    | ±10         | 1   |
| <b>25 Volt</b> |           |                  |                   |          |                |                  |                         |      |      |       |             |     |
| F921E105#AA    | A         | 1                | 25                | 0.5      | 6              | 10.0             | 77                      | –    | 70   | 31    | *           | 1   |
| F921E105#PA    | P         | 1                | 25                | 0.5      | 8              | 20.0             | 39                      | –    | 35   | 15    | *           | 1   |
| F921E225#AA    | A         | 2.2              | 25                | 0.6      | 8              | 10.0             | 77                      | –    | 70   | 31    | ±15         | 1   |
| F921E225#BA    | B         | 2.2              | 25                | 0.6      | 6              | 4.0              | 137                     | –    | 123  | 55    | *           | 1   |
| F921E475#AA    | A         | 4.7              | 25                | 1.2      | 10             | 7.0              | 93                      | –    | 83   | 37    | ±10         | 1   |
| F921E475#BA    | B         | 4.7              | 25                | 1.2      | 6              | 3.0              | 158                     | –    | 142  | 63    | *           | 1   |
| <b>35 Volt</b> |           |                  |                   |          |                |                  |                         |      |      |       |             |     |
| F921V224#AA    | A         | 0.22             | 35                | 0.5      | 4              | 10.0             | 77                      | –    | 70   | 31    | *           | 1   |
| F921V334#AA    | A         | 0.33             | 35                | 0.5      | 4              | 10.0             | 77                      | –    | 70   | 31    | *           | 1   |
| F921V474#AA    | A         | 0.47             | 35                | 0.5      | 4              | 10.0             | 77                      | –    | 70   | 31    | *           | 1   |
| F921V105#AA    | A         | 1                | 35                | 0.5      | 6              | 10.0             | 77                      | –    | 70   | 31    | *           | 1   |
| F921V225#BA    | B         | 2.2              | 35                | 0.8      | 6              | 4.0              | 137                     | –    | 123  | 55    | ±10         | 1   |
| F921V335#BA    | B         | 3.3              | 35                | 1.2      | 10             | 4.0              | 137                     | –    | 123  | 55    | ±10         | 1   |

\*1: ΔC/C Marked “\*”

| Item                      | P Case (%) | A, B Case (%) |
|---------------------------|------------|---------------|
| Damp Heat                 | ±20        | ±10           |
| Temperature cycles        | ±10        | ±5            |
| Resistance soldering heat | ±10        | ±5            |
| Surge                     | ±10        | ±5            |
| Endurance                 | ±10        | ±10           |

#: “M” for ±20% tolerance, “K” for ± 10% tolerance. When you need K tolerance for the part numbers which have M tolerance only, please contact to your local AVX sales office.

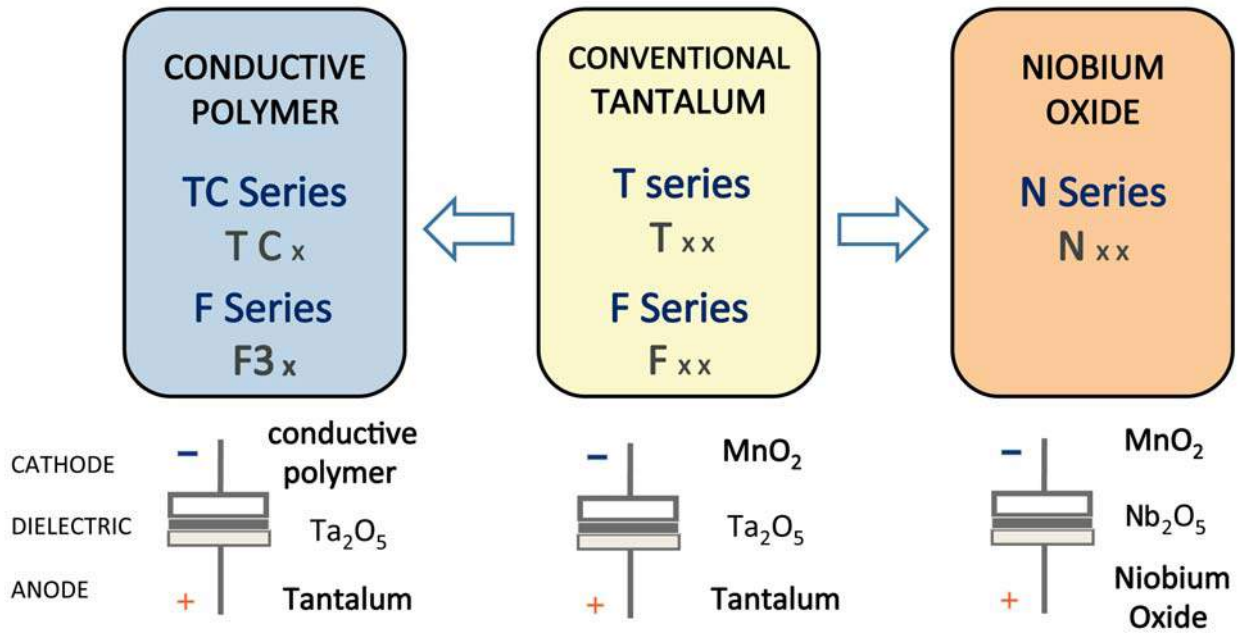
Moisture Sensitivity Level (MSL) is defined according to J-STD-020.

We can consider the type of compliance to AEC-Q200. Please contact to your local AVX sales office when these series are being designed in your application.

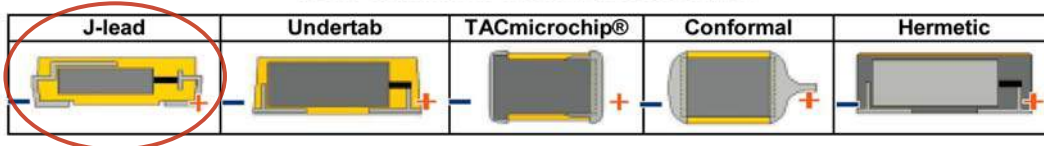
### QUALIFICATION TABLE

| TEST                                | F92 series (Temperature range -55°C to +125°C)   |   |
|-------------------------------------|--|---|
|                                     | Condition  |   |
| <b>Damp Heat (Steady State)</b>     | <b>P Case</b>  | <b>A, B Case</b>  |
|                                     | At 40°C, 90 to 95% R.H., 500 hours (No voltage applied)  |   |
|                                     | Capacitance Change ..... Refer to page 28 (*1)<br>Dissipation Factor ..... 150% or less than the initial specified value<br>Leakage Current ..... Initial specified value or less  | Refer to page 28 (*1)<br>Initial specified value or less<br>Initial specified value or less |
| <b>Temperature Cycles</b>           | -55°C / +125°C, 30 minutes each, 5 cycles  |   |
|                                     | Capacitance Change ..... Refer to page 28 (*1)<br>Dissipation Factor ..... 150% or less than the initial specified value<br>Leakage Current ..... Initial specified value or less  | Refer to page 28 (*1)<br>Initial specified value or less<br>Initial specified value or less |
|                                     | 10 seconds reflow at 260°C, 5 seconds immersion at 260°C.  |   |
| <b>Resistance to Soldering Heat</b> | Capacitance Change ..... Refer to page 28 (*1)<br>Dissipation Factor ..... 150% or less than the initial specified value<br>Leakage Current ..... Initial specified value or less  |   |
|                                     | After application of surge voltage in series with a 33Ω (For “P” case: 1kΩ) resistor at the rate of 30 seconds ON, 30 seconds OFF, for 1000 successive test cycles at 85°C, capacitors shall meet the characteristic requirements in the table above.  |   |
|                                     | Capacitance Change ..... Refer to page 28 (*1)<br>Dissipation Factor ..... 150% or less than the initial specified value<br>Leakage Current ..... Initial specified value or less  | Refer to page 28 (*1)<br>Initial specified value or less<br>Initial specified value or less |
| <b>Endurance</b>                    | After 2000 hours’ application of rated voltage in series with a 3Ω resistor at 85°C, or derated voltage in series with a 3Ω resistor at 125°C, capacitors shall meet the characteristic requirements in the table above.   |   |
|                                     | Capacitance Change ..... Refer to page 28 (*1)<br>Dissipation Factor ..... 150% or less than the initial specified value<br>Leakage Current ..... Initial specified value or less  | Refer to page 28 (*1)<br>Initial specified value or less<br>Initial specified value or less |
|                                     | After applying the pressure load of 5N for 10±1 seconds horizontally to the center of capacitor side body which has no electrode and has been soldered beforehand on a substrate, there shall be found neither exfoliation nor its sign at the terminal electrode.   |   |
| <b>Shear Test</b>                   |  |   |
| <b>Terminal Strength</b>            | Keeping a capacitor surface-mounted on a substrate upside down and supporting the substrate at both of the opposite bottom points 45mm apart from the center of capacitor, the pressure strength is applied with a specified jig at the center of substrate so that the substrate may bend by 1mm as illustrated. Then, there shall be found no remarkable abnormality on the capacitor terminals. |   |

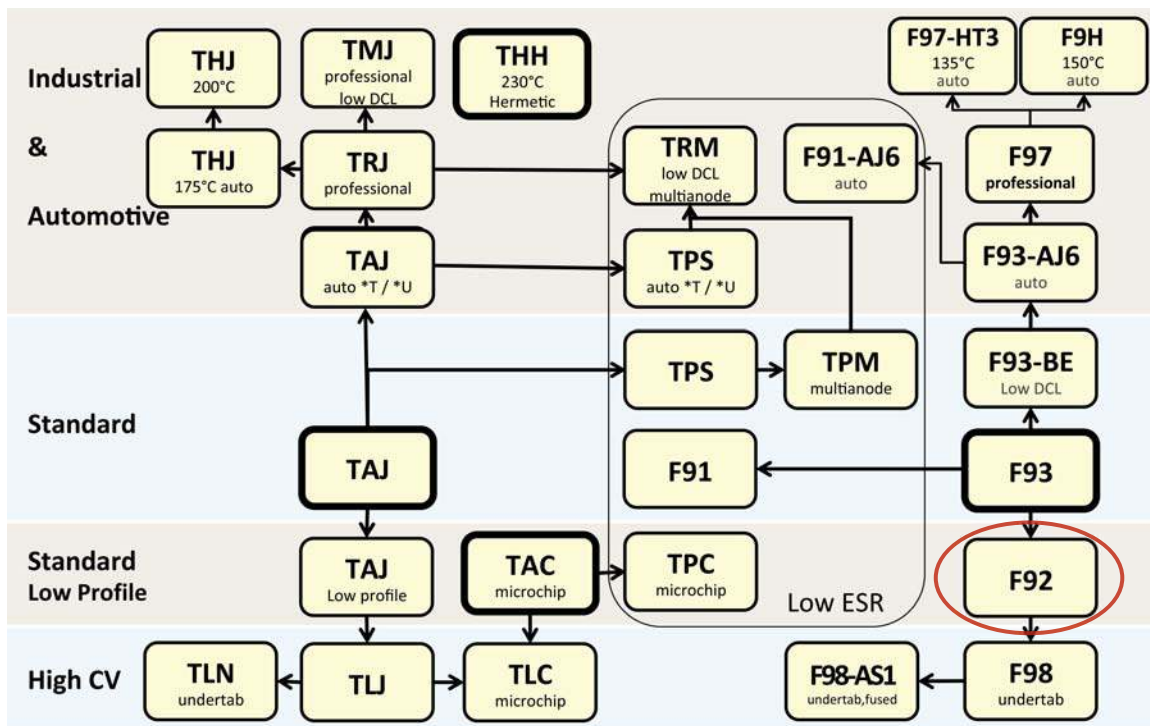
### AVX SOLID ELECTROLYTE CAPACITOR ROADMAP



### Five Capacitor Construction Styles



### SERIES LINE UP: CONVENTIONAL SMD MnO<sub>2</sub>



# Mouser Electronics

Authorized Distributor

Click to View Pricing, Inventory, Delivery & Lifecycle Information:

## AVX:

[F920E476MBA](#) [F920J106MPA](#) [F921D225MBA](#) [F921C474MPA](#) [F920J156MPA](#) [F920J106MAA](#) [F921V104MAA](#)  
[F921A335MPA](#) [F921E225MBA](#) [F920G476MBA](#) [F921C684MPA](#) [F921E475MAA](#) [F921E684MBA](#) [F921A156MAA](#)  
[F920G106MPA](#) [F920J225MPA](#) [F920J685MPA](#) [F921V105MAA](#) [F921A685MPA](#) [F920G107MBA](#) [F920J107MBA](#)  
[F921D334MPA](#) [F921A476MBA](#) [F920J475MPA](#) [F920J476MAA](#) [F921A685MAA](#) [F921A106MPA](#) [F921A335MAA](#)  
[F920G225MPA](#) [F921D155MAA](#) [F920G335MPA](#) [F921A225MAA](#) [F921V225MBA](#) [F920J336MAA](#) [F921C106MAA](#)  
[F921A105MPA](#) [F921C685MBA](#) [F920G157MBA](#) [F921D474MAA](#) [F921V335MBA](#) [F921V334MAA](#) [F920G475MAA](#)  
[F920J476MBA](#) [F921C155MAA](#) [F920J226MAA](#) [F921D475MBA](#) [F921C105MPA](#) [F920J335MPA](#) [F920G476MAA](#)  
[F920G475MPA](#) [F921A155MPA](#) [F921E105MPA](#) [F921C475MAA](#) [F921D106MBA](#) [F920J336MBA](#) [F920J105MPA](#)  
[F921E474MAA](#) [F921D474MPA](#) [F921A475MPA](#) [F921A106MAA](#) [F920G226MAA](#) [F921A155MAA](#) [F920J226MPA](#)  
[F921A225MPA](#) [F921C106MBA](#) [F921E105MAA](#) [F920G685MPA](#) [F921D224MPA](#) [F920E226MAA](#) [F920G336MAA](#)  
[F921A336MBA](#) [F921A685MBA](#) [F921V474MAA](#) [F921C225MPA](#) [F920E336MPA](#) [F921D684MAA](#) [F921C225MAA](#)  
[F920E336MBA](#) [F921V224MAA](#) [F920J226MBA](#) [F920E107MBA](#) [F921C155MPA](#) [F921E225MAA](#) [F920G686MBA](#)  
[F921A226MAA](#) [F920G156MPA](#) [F921D105MAA](#) [F921A106MBA](#) [F921C105MAA](#) [F920E686MBA](#) [F921E105MBA](#)  
[F921C335MAA](#) [F920G336MPA](#) [F920G107MAA](#) [F920E226MPA](#) [F921D335MBA](#) [F921C226MBA](#) [F920J155MPA](#)  
[F920G686MAA](#) [F921V154MAA](#)