


# ALUMINUM ELECTROLYTIC CAPACITORS

# UUA

6mmL Chip Type, Long Life Assurance



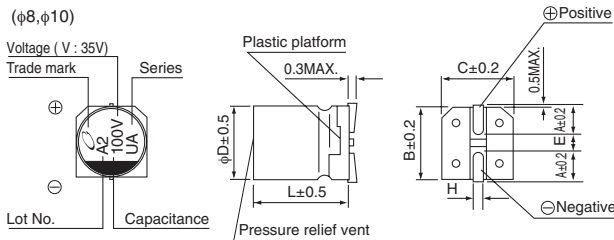
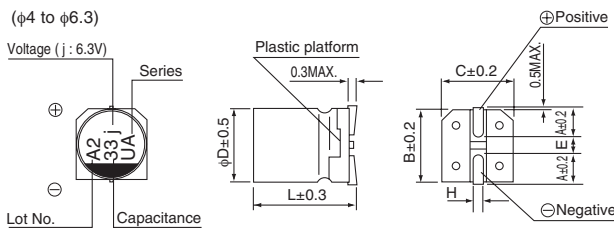
- Chip type with load life of 3000 to 5000 hours at +105°C.
- Designed for surface mounting on high density PC board.
- Compliant to the RoHS directive (2011/65/EU, (EU)2015/863).
- AEC-Q200 compliant. Please contact us for details.



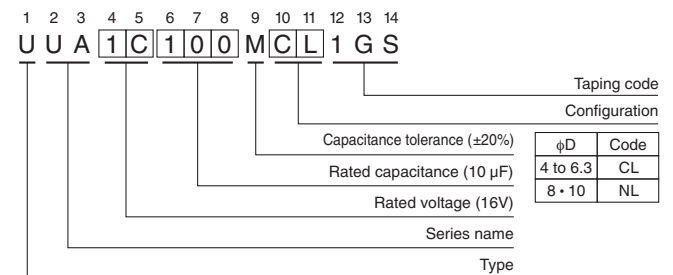
## Specifications

Item	Performance Characteristics							
Category Temperature Range	-55 to +105°C							
Rated Voltage Range	6.3 to 50V							
Rated Capacitance Range	1 to 1000μF							
Capacitance Tolerance	±20% at 120Hz, 20°C							
Leakage Current	After 2 minutes' application of rated voltage at 20°C, leakage current is not more than 0.01 CV or 3 (μA), whichever is greater.							
Tangent of loss angle (tan δ)	Measurement frequency : 120Hz at 20°C							
	Rated voltage (V)	6.3	10	16	25	35	50	
Stability at Low Temperature	Measurement frequency : 120Hz							
	Rated voltage (V)	6.3	10	16	25	35	50	
Endurance	Impedance ratio	Z-25°C / Z+20°C	4	3	2	2	2	
	ZT / Z20 (MAX.)	Z-55°C / Z+20°C	10	7	5	3	3	
Shelf Life	The specifications listed at right shall be met when the capacitors are restored to 20°C after the rated voltage is applied for 5000 hours (3000 hours for φD = 4, 5 and 6.3) at 105°C.		Capacitance change					Within ±30% of the initial capacitance value
			tan δ					300% or less than the initial specified value
Resistance to soldering heat	The capacitors are kept on a hot plate for 30 seconds, which is maintained at 250°C. The capacitors shall meet the characteristic requirements listed at right when they are removed from the plate and restored to 20°C.		Leakage current					Less than or equal to the initial specified value
			Capacitance change					Within ±10% of the initial capacitance value
Marking			tan δ					Less than or equal to the initial specified value
			Leakage current					Less than or equal to the initial specified value

## Chip Type



## Type numbering system (Example : 16V 10μF)



## Voltage

V	6.3	10	16	25	35	50
Code	j	A	C	E	V	H

## Frequency coefficient of rated ripple current

Frequency	50 Hz	120 Hz	300 Hz	1 kHz	10 kHz or more
Coefficient	0.70	1.00	1.17	1.36	1.50

● Dimension table in next page.

UUA

## ■ Dimensions

Rated Voltage (V) (code)	Rated Capacitance (μF)	Case Size φD×L (mm)	tan δ	Leakage Current (μA) (at 20°C after 2 minutes)	Rated Ripple (mArms) (105°C/120Hz)	Part Number
6.3 (0J)	22	4×5.8	0.28	3	22	UUA0J220MCL1GS
	33	5×5.8	0.28	3	35	UUA0J330MCL1GS
	47	5×5.8	0.28	3	38	UUA0J470MCL1GS
	100	6.3×5.8	0.28	6.3	69	UUA0J101MCL1GS
	220	6.3×7.7	0.28	13.86	120	UUA0J221MCL1GS
	330	8×10	0.28	20.79	290	UUA0J331MNL1GS
	470	10×10	0.28	29.61	320	UUA0J471MNL1GS
	1000	10×10	0.28	63	410	UUA0J102MNL1GS
10 (1A)	22	5×5.8	0.24	3	30	UUA1A220MCL1GS
	33	5×5.8	0.24	3.3	35	UUA1A330MCL1GS
	47	6.3×5.8	0.24	4.7	50	UUA1A470MCL1GS
	100	6.3×7.7	0.24	10	81	UUA1A101MCL1GS
	220	8×10	0.24	22	141	UUA1A221MNL1GS
	330	10×10	0.24	33	290	UUA1A331MNL1GS
	470	10×10	0.24	47	320	UUA1A471MNL1GS
	16 (1C)	10	4×5.8	0.20	3	18
22		5×5.8	0.20	3.52	30	UUA1C220MCL1GS
33		6.3×5.8	0.20	5.28	48	UUA1C330MCL1GS
47		6.3×5.8	0.20	7.52	50	UUA1C470MCL1GS
100		6.3×7.7	0.20	16	81	UUA1C101MCL1GS
220		10×10	0.20	35.2	216	UUA1C221MNL1GS
330		10×10	0.20	52.8	290	UUA1C331MNL1GS
470		10×10	0.20	75.2	320	UUA1C471MNL1GS
25 (1E)	10	5×5.8	0.16	3	27	UUA1E100MCL1GS
	22	6.3×5.8	0.16	5.5	44	UUA1E220MCL1GS
	33	6.3×5.8	0.16	8.25	50	UUA1E330MCL1GS
	47	6.3×7.7	0.16	11.75	63	UUA1E470MCL1GS
	100	8×10	0.16	25	116	UUA1E101MNL1GS
	220	10×10	0.16	55	320	UUA1E221MNL1GS
	330	10×10	0.16	82.5	450	UUA1E331MNL1GS
35 (1V)	4.7	4×5.8	0.13	3	16	UUA1V470MCL1GS
	10	5×5.8	0.13	3.5	27	UUA1V100MCL1GS
	22	6.3×5.8	0.13	7.7	44	UUA1V220MCL1GS
	33	6.3×7.7	0.13	11.55	57	UUA1V330MCL1GS
	47	8×10	0.13	16.45	92	UUA1V470MNL1GS
	100	10×10	0.13	35	151	UUA1V101MNL1GS
	220	10×10	0.13	77	375	UUA1V221MNL1GS
	50 (1H)	1	4×5.8	0.12	3	8
2.2		4×5.8	0.12	3	12	UUA1H2R2MCL1GS
3.3		4×5.8	0.12	3	17	UUA1H3R3MCL1GS
4.7		5×5.8	0.12	3	22	UUA1H4R7MCL1GS
10		6.3×5.8	0.12	5	32	UUA1H100MCL1GS
22		6.3×7.7	0.12	11	58	UUA1H220MCL1GS
33		8×10	0.12	16.5	140	UUA1H330MNL1GS
47		8×10	0.12	23.5	170	UUA1H470MNL1GS
100		10×10	0.12	50	310	UUA1H101MNL1GS

- Taping specifications are given in page 20.
- Recommended land size, soldering by reflow are given in page 16, 17.
- Please refer to page 3 for the minimum order quantity.

# Mouser Electronics

Authorized Distributor

Click to View Pricing, Inventory, Delivery & Lifecycle Information:

## Nichicon:

[UUB1V470MNL1GS](#) [UUB1V101MNL1GS](#) [UUB1A101MCL1GS](#) [UUB1A221MNL1GS](#) [UUB1A331MNL1GS](#)  
[UUB1C101MNL1GS](#) [UUB1C221MNL1GS](#) [UUB1E470MCL1GS](#) [UUB1E101MNL1GS](#) [UUB1E221MNL1GS](#)  
[UUB1V330MCL1GS](#) [UUB1H100MCL1GS](#) [UUB1H220MCL1GS](#) [UUB1H330MNL1GS](#) [UUA1H470MNL1GS](#)  
[UUA1C101MCL1GS](#) [UUA1C470MCL1GS](#) [UUA1H101MNL1GS](#) [UUA1V220MCL1GS](#) [UUA1V330MCL1GS](#)  
[UUA1E101MNL1GS](#) [UUA0J101MCL1GS](#) [UUA0J102MNL1GS](#) [UUA0J220MCL1GS](#) [UUA0J221MCL1GS](#)  
[UUA0J330MCL1GS](#) [UUA0J331MNL1GS](#) [UUA0J470MCL1GS](#) [UUA0J471MNL1GS](#) [UUA1A101MCL1GS](#)  
[UUA1A220MCL1GS](#) [UUA1A221MNL1GS](#) [UUA1A330MCL1GS](#) [UUA1A331MNL1GS](#) [UUA1A470MCL1GS](#)  
[UUA1A471MNL1GS](#) [UUA1C100MCL1GS](#) [UUA1C220MCL1GS](#) [UUA1C221MNL1GS](#) [UUA1C330MCL1GS](#)  
[UUA1C331MNL1GS](#) [UUA1C471MNL1GS](#) [UUA1E100MCL1GS](#) [UUA1E220MCL1GS](#) [UUA1E221MNL1GS](#)  
[UUA1E330MCL1GS](#) [UUA1E470MCL1GS](#) [UUA1H010MCL1GS](#) [UUA1H0R1MCL1GS](#) [UUA1H100MCL1GS](#)  
[UUA1H220MCL1GS](#) [UUA1H2R2MCL1GS](#) [UUA1H330MNL1GS](#) [UUA1H3R3MCL1GS](#) [UUA1H4R7MCL1GS](#)  
[UUA1HR22MCL1GS](#) [UUA1HR33MCL1GS](#) [UUA1HR47MCL1GS](#) [UUA1V100MCL1GS](#) [UUA1V101MNL1GS](#)  
[UUA1V470MNL1GS](#) [UUA1V4R7MCL1GS](#) [UUB1E100MNL1GS](#) [UUB1H470MNL1GS](#) [UUA1V221MNL1GS](#)  
[UUA1E331MNL1GS](#) [UUB2C100MNL1GS](#) [UUB2C6R8MNL1GS](#) [UUB2D100MNL1GS](#) [UUB2D4R7MNL1GS](#)  
[UUB2D6R8MNL1GS](#) [UUB2E3R3MNL1GS](#) [UUB2E4R7MNL1GS](#) [UUB2G010MNL1GS](#) [UUB2G1R2MNL1GS](#)  
[UUB2G1R8MNL1GS](#) [ULV2W7R5MNL1GS](#)