

**Feature**

- Low Power Consumption
- High Intensity
- I.C. compatible

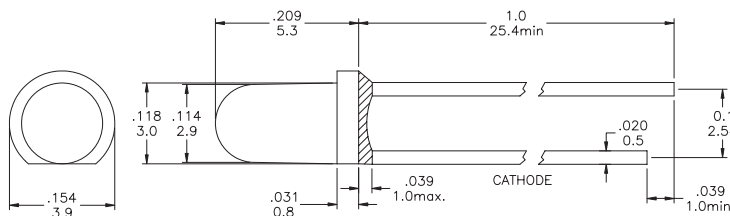
**Applications**

- Commercial Outdoor Sign Board
- Front Panel Indicator
- Dot-Matrix Module
- LED Bulb

**Description**

- These High Intensity LEDs are Based on InGaN/Sapphire Material Technology
- Emitted color:Blue
- Water Transparent Lens

**Package Dimension**



\* Tolerance:  $\frac{0.01}{0.25}$  Unit:  $\frac{\text{inch}}{\text{mm}}$

**Absolute Maximum Ratings at Ta = 25°C**

Symbol	Parameter	Max.	Unit
PD	Power Dissipation	120	mW
VR	Reverse Voltage	5	V
IAF	Average Forward Current	30	mA
IPF	Peak Forward Current (Duty = 0.1, 1kHz)	100	mA
—	Derating Linear Form 25°C	0.4	mA / °C
Topr	Operating Temperature Range	- 40 to + 80	°C
Tstg	Storage Temperature Range	- 40 to + 100	°C

Lead Soldering Temperature [1.6mm (0.063inch) From Body] 260°C For 5 Seconds.

**Electrical / Optical Characteristics and Curves at Ta = 25°C**

Symbol	Parameter	Test Condition	Min.	Typ.	Max.	Unit
VF	Forward Voltage	IF = 20 mA		3.5	4.0	V
IR	Reverse Current	VR = 5 V			50	μA
$\Delta \theta$	Half Intensity Angle	IF = 20 mA		60		Deg.
IV	Luminous Intensity	IF = 20 mA		1200		mcd.
$\lambda d$	Dominant Wavelength	IF = 20 mA		470		nm



### Electrical Characteristics at Ta=25°C

Symbol	I <sub>v</sub>		V <sub>F</sub>		λ D	
Parameter	Luminous Intensity		Forward Voltage		Dominant Wavelength	
Condition	IF=20mA		IF=20mA		IF=20mA	
Unit	mcd		V		nm	
Binning	Grade	Range	Grade	Range	Grade	Range
	BIN16	950~1300	P1	3.0~3.2	B5	460~465
			P2	3.2~3.4	B6	465~470
			P3	3.4~3.6		
			P4	3.6~3.8		
			P5	3.8~4.0		

Intensity: Tolerance of minimum and maximum = ± 15%

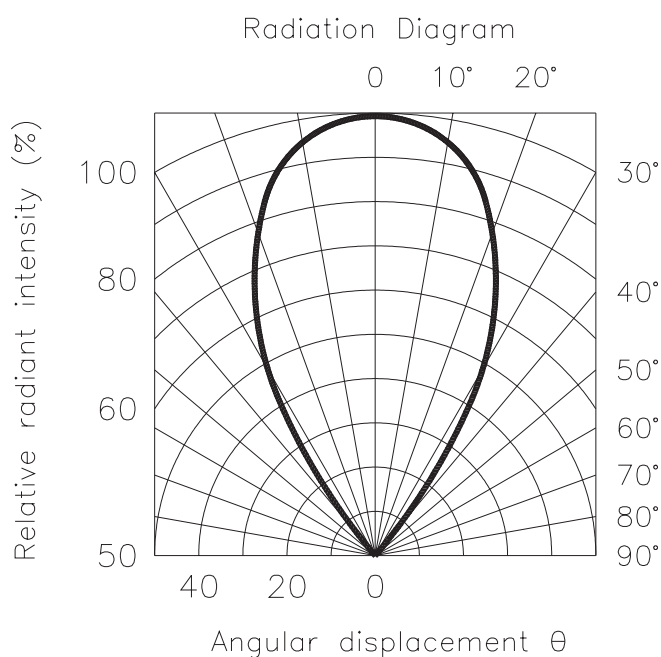
V<sub>f</sub>: Tolerance of minimum and maximum = ± 0.05v

NOTE:

1. Static electricity and surge damages the LED. It is recommend to use a anti-static wrist band or anti-electrostatic glove when handing the LEDs. All devices, equipment and machinery must be properly grounded.

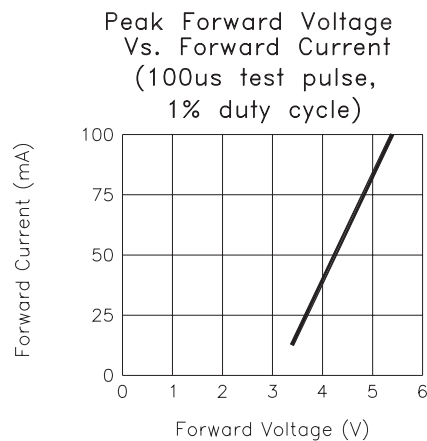
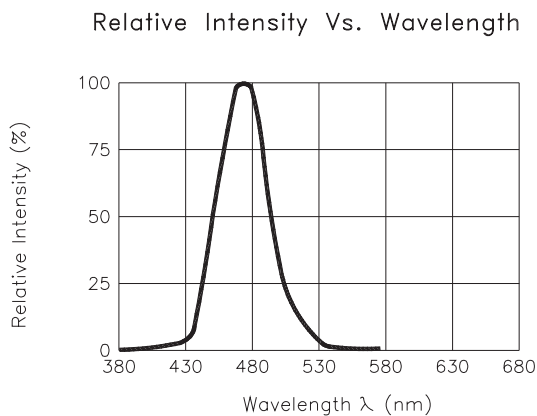
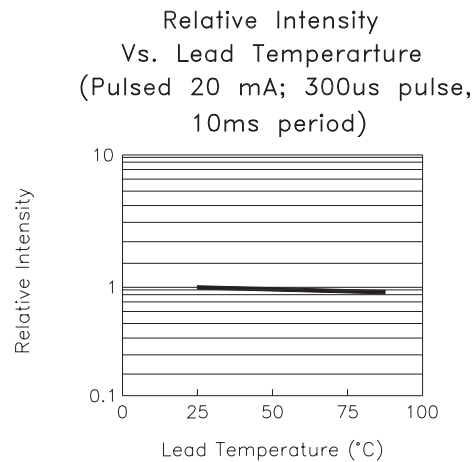
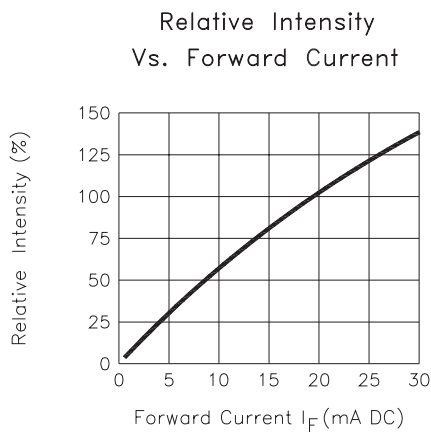
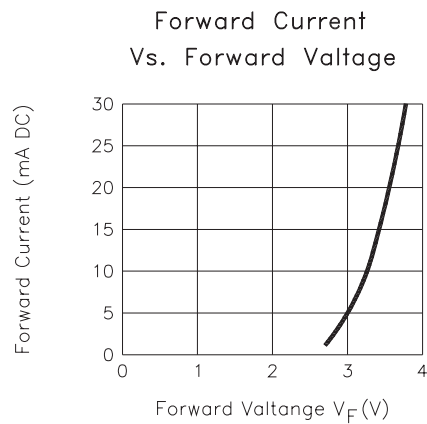
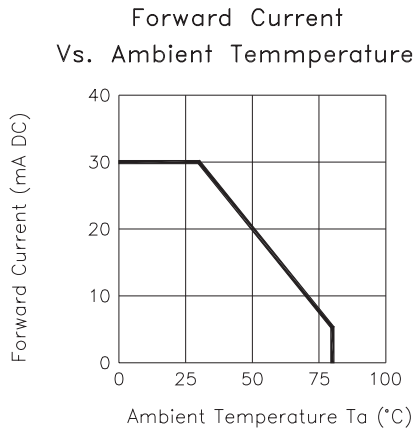
### Radiation Diagram

IF=20 mA    50% Power Angle    Angle =60°



## BLUE

### Typical Electro-optical Characteristic Curves (25°C Free Air Temperature Unless Otherwise Specified)



# Mouser Electronics

Authorized Distributor

Click to View Pricing, Inventory, Delivery & Lifecycle Information:

VCC:

[VAOL-3LSBY4](#)