

AWSP150-12

Description:

The AWSP150-12 is a single output power supply. This power supply is designed for a wide variety applications where high reliability is desired, including applications for the industrial and telecommunications markets. Excellent performance specifications are provided, together with compliance to European EMC (EN55022, Class B and EN61000-3-2), and Low Voltage directive.

Specifications (@25C)

Input Characteristics:

| | |
|------------------------|--------------------------------------|
| Input Voltage: | 88-264Vac |
| Input Frequency Range: | 47-63Hz |
| Max Input Current: | 2.7A @ Vin (rated) |
| Max Inrush Current: | 20A@110Vac, 40A@220Vac at cold start |
| Power Factor: | >0.92 |
| Leakage Current: | <3.5mA/240Vac |

Output Characteristics:

| | |
|--------------------------|--|
| Output Voltage: | 12Vdc |
| Output Current: | 12.5A |
| Output Power: | 150W |
| Adjustable Output Range: | ±10% |
| Ripple & Noise: | 180mV |
| Load Regulation: | ±0.5% |
| Line Regulation: | ±0.5% |
| Efficiency: | 80% |
| Temperature Drift: | <0.03%/°C (10-50°C) |
| Start-up Time: | 300ms max @ 230VAC |
| Hold-up Time: | 20ms min, 100% Load@230Vac |
| Rise-up Time: | 600ms max, 100% Load@230Vac |
| Over Current Protection: | At 105%<Load<150% |
| Over Voltage Protection: | At 125%<Load<145%@I/P:115/230VAC. Reset by recycle AC ON/OFF |

General Specifications:

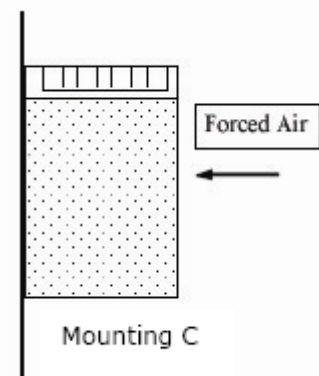
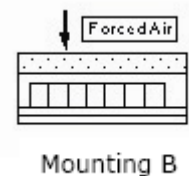
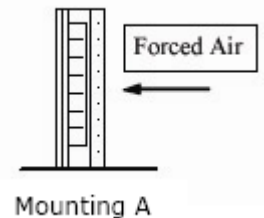
| | |
|-----------------------|--|
| Switching Frequency: | 134kHz (PWM) / 67kHz (PFC) |
| Dimension (LxWxH): | 199x98x42 |
| Weight: | 560g net, 610g gross |
| Cooling: | Natural Convection |
| Isolation Resistance: | I/P—O/P, I/P—FG, O/P—FG: 500VDC/100Mohms |
| Dielectric Strength: | I/P—O/P: 4.3KVdc; I/P—FG: 2.5KVvac; O/P—FG: 0.5KVvac |
| Warranty: | 2 years |

Environmental Specifications:

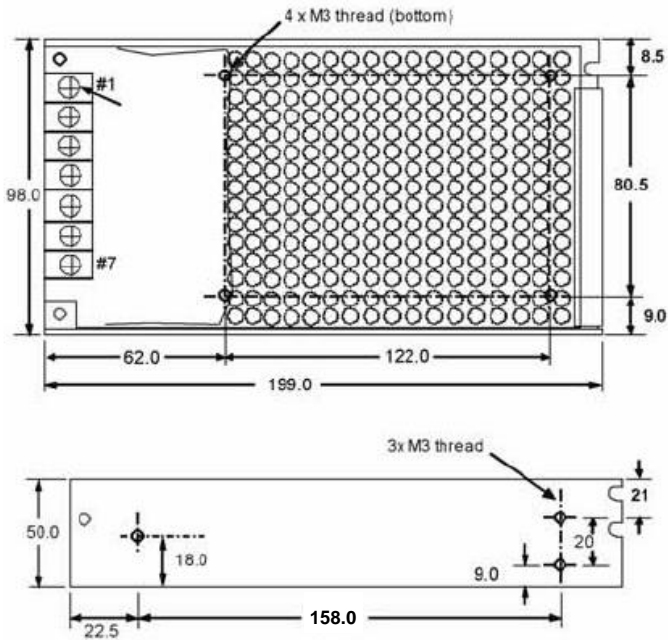
| | |
|------------------------|---|
| Operating Temperature: | -20° to 60°C (see derating curve) |
| Operating Humidity: | 20 to 90% RH, non-condensing |
| Storage Temperature: | -40 to 75°C |
| Storage Humidity: | 10 to 95% RH, non-condensing |
| Vibration: | 10-55Hz, 2G 1min/cycle, period of 60min, each X, Y & Z axis |

EMC & Safety Specifications:

| | |
|--------------------------|--|
| EMC Emissions: | Conforms to EN55022, VCCI, CISPR22 Class B (Conducted & Radiated); IEC-61000-4-2, 61000-4-4, 61000-4-5, 61000-4-11 |
| ESD Susceptibility: | EN61000-4-2 (15kV/8kV) |
| Radiated Susceptibility: | EN61000-4-3 (3V/m) |
| Fast Burst: | EN61000-4-4 (2kV) |
| Surge: | EN61000-4-5 (1kV/2kV) |
| Safety Approval: | UL 60950 (UL File No: E204980) |



Outline Dimensions (mm):

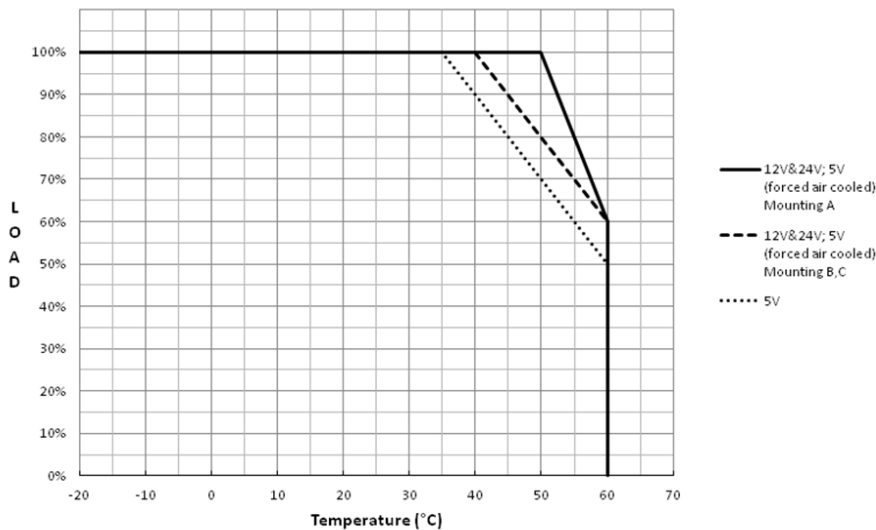


TERMINAL SCREW ASSIGNMENT

- # 1,2 : AC INPUT
- # 3 : FG
- # 4,5 : DC OUTPUT -V
- # 6,7 : DC OUTPUT +V

Unit : mm
Tolerance : +/-1.0mm

Derating Curve:



Connector Types:

Input: Screw Terminals

Output: Screw Terminals

RoHS Compliance: As of manufacturing date February 2016, all standard products meet the requirements of 2015/863/EU, known as the RoHS 3 initiative.

* Upon printing, this document is considered "uncontrolled". Please contact Triad Magnetics' website for the most current version.

Web: www.TriadMagnetics.com
Phone 951-277-0757
Fax 951-277-2757

460 Harley Knox Blvd.
Perris, California 92571

Publish Date: September 21, 2021