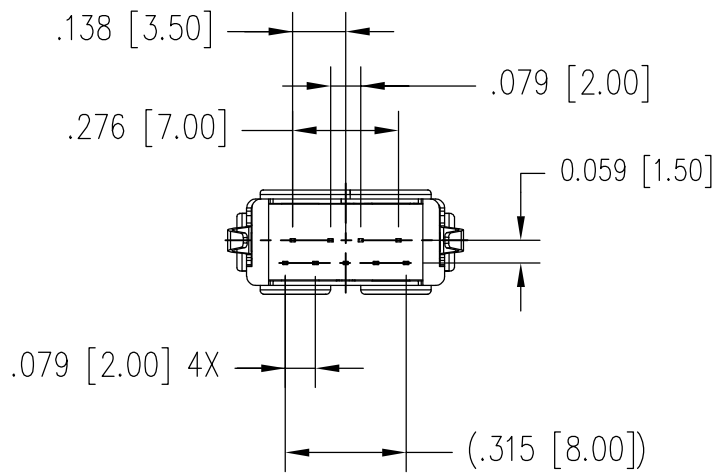


DATE	REV	ECN	APP'D. BY
9/21/2018	A0	-	DHG
03/22/2022	B0	11938	DHG

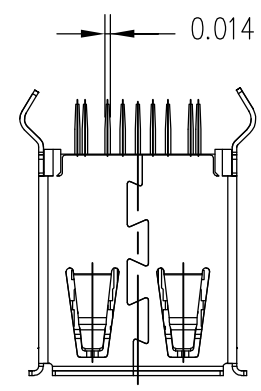
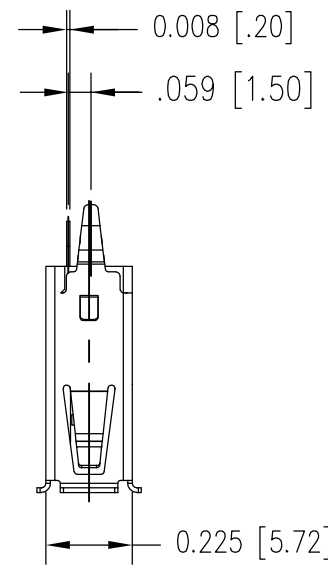
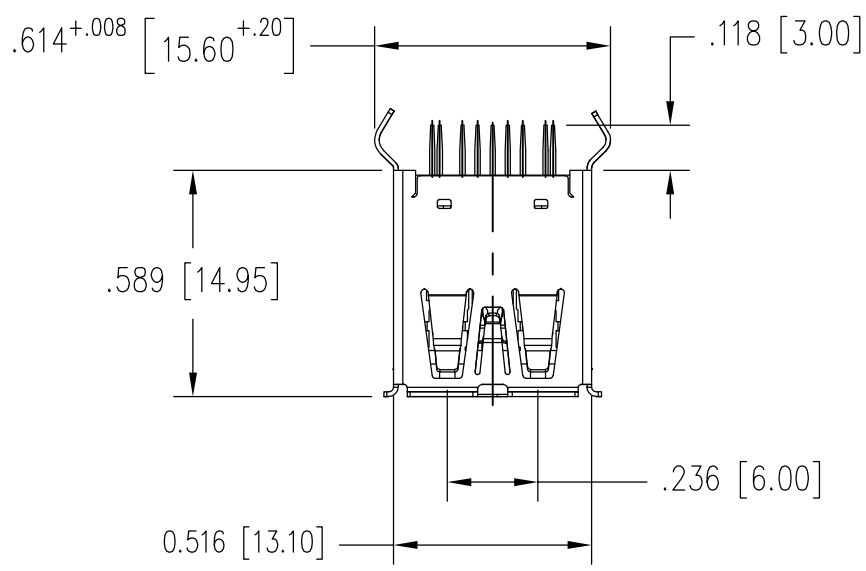


NOTE:

- Material
 - Hsg: LCP; UL94V-0; Color: Blue.
 - Contact:
 - 5 pin contact: Copper Alloy
 - 4 pin contact: Copper Alloy,
 - Shell: Copper Alloy
- Finish:
 - Contact: Nickel Plated; Au Plating On Contact Area
See Chart for Part Number;
TIN On Solder Tail.
 - Shell: Nickel Plating.
- For Product specifications See PR44-01

B

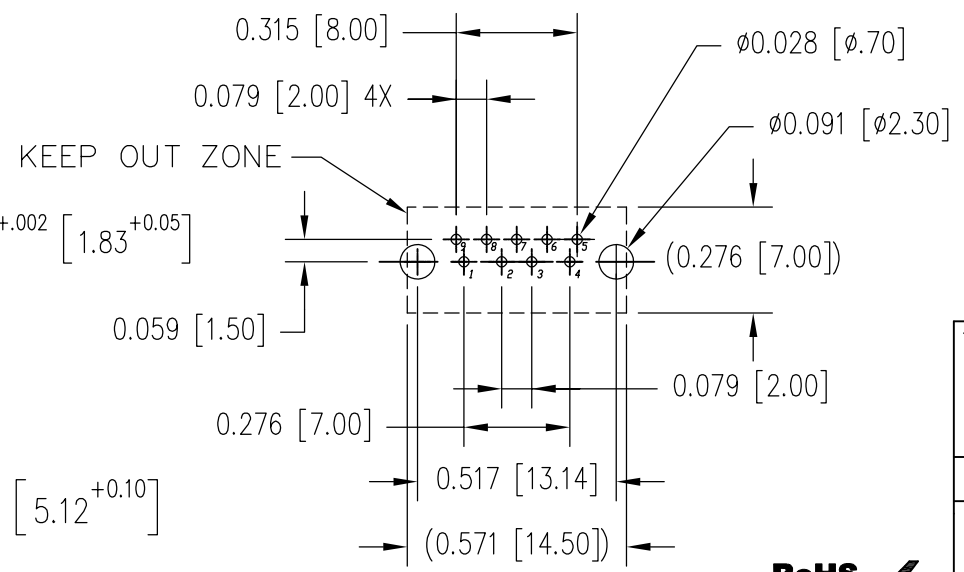
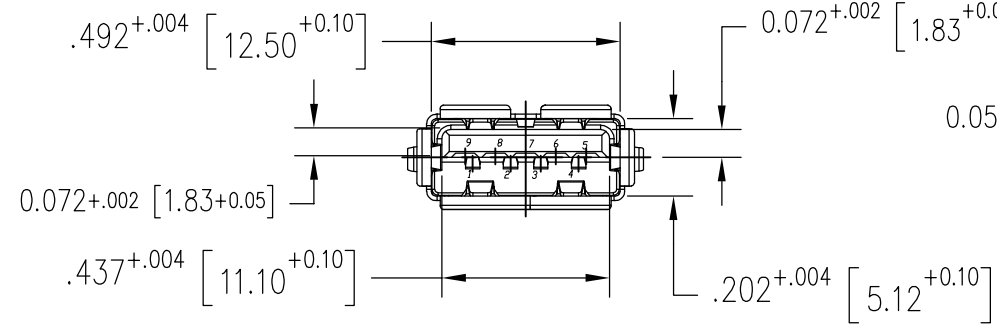
B



PIN NO.	1	2	3	4	5	6	7	8	9
SIGNAL NAME	VBUS	D-	D+	GND	SSRX-	SSRX+	GND_DRAIN	SSTX-	SSTX+
REMARK	USB2 Contact Pin					USB3 Contact Pin			

A

A



RECOMMENDED P.C.B. LAYOUT (COMPONENT SIDE)



30 MICRO-INCHES [0.76um]	SS-52000-004
CONTACT PLATING IN MATING AREA	PART NUMBER

THIRD ANGLE PROJECTION

DRAWING IS SUBJECT TO CHANGE WITHOUT NOTICE

UNLESS OTHERWISE SPECIFIED DIMENSIONS INCHES [METRIC] TOLERANCES ARE:

ANGLES ± 1°

.XX [.X] ±.010" [±0.25]

.XXX [.XX] ±.008" [±0.20]

.XXXX [.XXX] ±.004" [±0.10]

DO NOT SCALE DRAWING

SHEET NO. 1 OF 1

1118 Susquehanna Trail South
Glen Rock, PA 17327-9199
(717) 235-7512
<http://www.stewartconnector.com>

TITLE: USB 3.0 180° DIP Receptacle Type A

THIS DRAWING AND THE SUBJECT MATTER SHOWN THEREON ARE CONFIDENTIAL AND THE PROPRIETARY PROPERTY OF STEWART CONNECTOR AND SHALL NOT BE REPRODUCED, COPIED, OR USED IN ANY MANNER WITHOUT PRIOR WRITTEN CONSENT OF STEWART CONNECTOR. ONE OR MORE U.S. PATENTS MAY APPLY TO THIS PRODUCT. FOR DETAILS, PLEASE VISIT: [HTTP://BELFUSE.COM/STEWART/STEWART_PATENTS/](http://BELFUSE.COM/STEWART/STEWART_PATENTS/)

DRN BY: GWL	DATE: 9/20/2018
APPD BY: DHG	DATE: 8/21/2018
DWG NO. CT520008	REV. B0