

233 Series, 5×20 mm, Medium-Acting Fuse



Description

5×20mm medium-acting glass body fuse designed to UL specification.






Features

- Designed to UL/CSA/ ANCE 248-1 and 248-14 Standards
- Available in cartridge and axial lead format
- RoHS compliant and lead-free

Applications

Used as supplementary protection in appliance or utilization equipment to provide individual protection for components or internal circuits.

Agency Approvals

Agency	Agency File Number	Ampere Range
	Cartridge: NBK190609-JP1021A NBK030609-JP1021B Leaded: NBK190609-JP1021B NBK030609-JP1021D	1A – 5A 6A – 10A 1A – 5A 6A – 10A
	N/A	1A – 10A
	E10480	1A – 10A
	SU05001 - 2010	1A – 6.3A
	29862	1A – 6A 8A – 10A

Electrical Characteristics for Series

% of Ampere Rating	Ampere Rating	Opening Time
100%	1A – 3.5A	4 hours, Minimum
	4A – 7A	1 hour, Minimum
	8A – 10A	1 hour, Minimum
135%	1A – 3.5A	15 sec., Min; 1500 sec., Max.
	4A – 7A	15 sec., Min; 1500 sec., Max.
	8A – 10A	3 sec., Min; 3600 sec., Max.
200%	1A – 3.5A	.60 sec., Min; 3 sec., Max.
	4A – 7A	.60 sec., Min; 3 sec., Max.
	8A – 10A	0.4 sec., Min; 2.25 sec., Max.

Additional Information



Datasheet



Resources








Samples



Accessories

For recommended fuse accessories for this product series, see '[Recommended Accessories](#)' section.

Electrical Characteristic Specifications by Item

Amp Code	Amp Rating (A)	Voltage Rating (V)	Interrupting Rating	Nominal Cold Resistance (Ohms)	Nominal Melting I ² t (A ² sec)	Agency Approvals				
										
001.	1	125	10 kA @ 125VAC	0.1750	1.97500	x	x	x	x	x
1.25	1.25	125		0.1263	3.39000	x	x	x	x	x
01.6	1.6	125		0.0880	6.14000	x	x	x	x	x
002.	2	125		0.0684	9.97000	x	x	x	x	x
02.5	2.5	125		0.0521	17.04500	x	x	x	x	x
003.	3	125		0.0431	26.24000	x	x	x	x	x
3.15	3.15	125		0.0380	29.79500	x	x	x	x	x
03.5	3.5	125		0.0322	36.27500	x	x	x	x	x
004.	4	125		0.0293	51.61000	x	x	x	x	x
005.	5	125		0.0217	89.97500	x	x	x	x	x
006.	6	125		0.0179	131.45500	x	x	x	x	x
06.3	6.3	125		0.0166	151.90500	x	x	x	x	x
007.	7	125		0.0137	157.31000	x	x		x	
008.	8	125		0.0084	169.43500	x	x	x	x	
010.	10	125		0.0066	274.11500	x	x	x	x	

Temperature Re-rating Curve

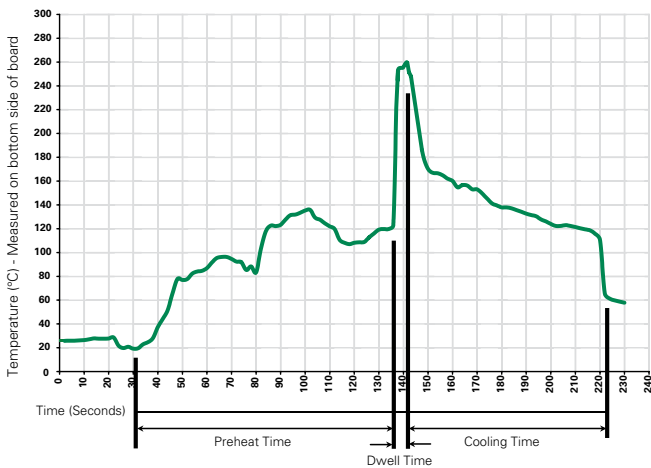


Note:
Rerating depicted in this curve is in addition to the standard derating of 25% for continuous operation.

Average Time Current Curves



Soldering Parameters - Wave Soldering



Recommended Process Parameters:

Wave Parameter	Lead-Free Recommendation
Preheat: (Depends on Flux Activation Temperature)	(Typical Industry Recommendation)
Temperature Minimum:	100°C
Temperature Maximum:	150°C
Preheat Time:	60-180 seconds
Solder Pot Temperature:	260°C Maximum
Solder Dwell Time:	2-5 seconds

Recommended Hand-Solder Parameters:

Solder Iron Temperature: 350°C +/- 5°C
Heating Time: 5 seconds max.

Note: These devices are not recommended for IR or Convection Reflow process.

Packaging

Packaging Option	Packaging Specification	Quantity	Quantity & Packaging Code	Taping Width
233 Series				
Bulk	N/A	1000	MX	N/A
Bulk	N/A	1000	MXE	N/A
Reel and Tape	EIA 296-E	1000	MRET1	T1=53mm (2.087")
Bulk	N/A	1000	MXB	N/A

Product Characteristics

Materials	Body: Glass Cap: Nickel-plated brass Leads: Tin-plated Copper
Terminal Strength	MIL-STD-202, Method 211, Test Condition A
Solderability	MIL-STD-202 Method 208
Product Marking	Cap 1: Brand logo, current and voltage rating Cap 2: Series and agency approval markings
Packaging	Available in Bulk (M=1000 pcs/pkg) or on Tape/Reel (MRET1=1000 pcs/reel)

Operating Temperature	-55°C to +125°C
Thermal Shock	MIL-STD-202, Method 107, Test Condition B: (5 cycles -65°C to +125°C)
Vibration	MIL-STD-202, Method 201
Humidity	MIL-STD-202, Method 103, Test Condition A: high RH (95%) and elevated temp (40°C) for 240 hours
Salt Spray	MIL-STD-202, Method 101, Test Condition B

Dimensions



Part Numbering System



Recommended Accessories

Accessory Type	Series	Description	Max Application Voltage	Max Application Amperage
Holder	345_ISF	Panel Mount Shock-Safe Fuseholder	250	10
	345	Shock-Safe Fuseholder with PC Mount, Solder Mount and Panel Mount options		20
	830	PC Mount Shock-Safe Miniature Fuseholder		16
Block	520	Metric OMNI-BLOK® Fuse Block		10
	646	PC Mount Miniature Fuse Block		6.3
	658	Surface Mount Miniature Fuse Block		10
Clip	520_W	PC Mount Miniature Fuse Clip		6.3
	111	PC Board Mount Fuse Clip	10	
	445	PC Board Mount Fuse Clip	10	

- Notes:
- Do not use in applications above rating.
 - Please refer to fuseholder data sheet for specific re-rating information.
 - Please contact factory for applications greater than the max voltage and amperage shown.

Disclaimer Notice - Information furnished is believed to be accurate and reliable. However, users should independently evaluate the suitability of and test each product selected for their own applications. Littelfuse products are not designed for, and may not be used in, all applications. Read complete Disclaimer Notice at: www.littelfuse.com/disclaimer-electronics.

Mouser Electronics

Authorized Distributor

Click to View Pricing, Inventory, Delivery & Lifecycle Information:

Littelfuse:

[0233003.MXE-](#) [023301.6MXP](#) [02333.15MXEP](#) [0233005.MXE-](#) [0233002.M-](#) [0233004.M-](#) [0233004.MXP](#)
[0233004.MXE-](#) [02333.15MXE-](#) [0233006.MXE-](#) [023301.6MXEP](#) [0233001.MXP](#) [023303.5MXP](#) [0233006.M-](#)
[0233001.M-](#) [0233002.MXP](#) [023301.6M-](#) [023302.5MXE-](#) [0233001.MXEP](#) [023306.3MXEP](#) [023301.6MXE-](#)
[02331.25M-](#) [0233005.MXP](#) [0233004.MXEP](#) [023302.5MXEP](#) [0233003.XP](#) [0233004.XP](#) [233003](#) [233004](#)
[0233007.MXEP](#) [0233007.MXP](#) [0233010.MXEP](#) [0233010.MXP](#) [0233003.MXP](#) [0233003.M-](#) [023306.3M-](#)
[0233006.MXEP](#) [02331.25MXP](#) [023303.5M-](#) [023306.3MXE-](#) [023302.5M-](#) [02331.25MXEP](#) [023303.5MXE-](#)
[0233001.MXE-](#) [023306.3MXP](#) [02331.25MXE-](#) [0233005.M-](#) [0233002.MXE-](#) [02333.15MXP](#) [0233002.MXEP](#)
[023302.5MXP](#) [02333.15M-](#) [0233005.MXEP](#) [023303.5MXEP](#) [0233003.MXEP](#) [0233006.MXP](#) [0233008.MXP](#)
[0233008.MXEP](#) [0233010.MXF35P](#) [0233005.MXF35P](#) [023301.6MXBP](#) [02331.25MXBP](#) [0233006.MXBP](#)
[0233005.MXBP](#) [0233005.MXF36P](#) [02333.15MRET1P](#) [0233008.MXF11P](#) [0233001.MXF11P](#) [0233005.MXF11P](#)
[0233006.MXF11P](#) [02333.15MXBP](#) [0233003.MXBP](#) [023303.5MXBP](#) [023306.3MXF11P](#) [023302.5MXBP](#)
[0233004.MXF21P](#) [0233004.MXBP](#) [0233001.MXBP](#) [0233003.MXF4P](#) [023306.3MXBP](#) [023301.6MXF11P](#)
[0233004.MXF11P](#) [0233010.MXF11P](#) [0233010.MXF20P](#) [023302.5MRET1P](#) [0233010.MXBP](#) [023302.5MXF11P](#)
[0233005.MXF5P](#) [023306.3MXF5P](#) [0233002.MXBP](#) [0233005.MRET1P](#) [0233002.MXF34P](#)