



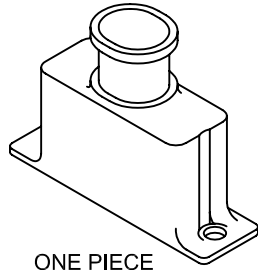
EMI/RFI Straight Backshells

.050"

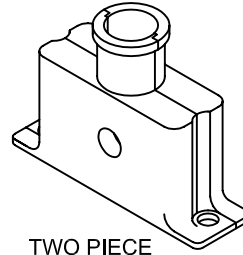
9 thru 100 Contacts

Rugged Metal

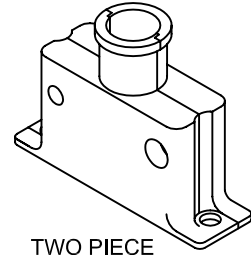
MM



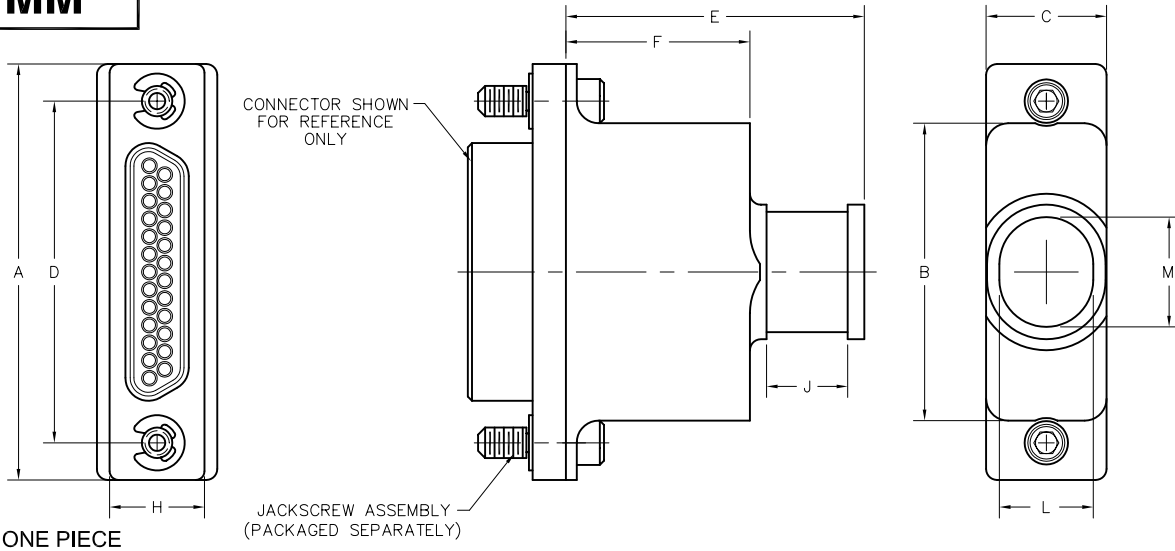
ONE PIECE
(POSITIONS 9-100)



TWO PIECE
(POSITIONS 9 & 15)



TWO PIECE
(POSITIONS 21-100)



ONE PIECE

DIMENSIONS												
SIZE	CONTACT ROWS	A	B	C	D	E	F	H	J	L	M	HARDWARE
9	2	.775	.440	.340	.565	.843	.520	.298	.229	SEE TABLE A (RIGHT)		#2-56 UNC THD (.092 DIA THRU)
15		.925	.590		.715							
21		1.075	.740		.865							
25		1.175	.840		.965							
31		1.325	.990		1.115							
37		1.475	1.140		1.265							
51		1.825	1.490		1.615							
51	3	1.425	1.090	.380	1.215	.933	.610	.341				
69		1.725	1.390		1.515							
100	4	2.160	1.522	.430	1.800	.953	.630	.384				#4-40 UNC THD (.147 DIA THRU)

TWO PIECE

DIMENSIONS												
SIZE	CONTACT ROWS	A	B	C	D	E	F	H	J	L	M	HARDWARE
9	2	.775	.480	.340	.565	.843	.520	.298	.229	SEE TABLE A (RIGHT)		#2-56 UNC THD (.092 DIA THRU)
15		.925	.630		.715							
21		1.075	.780		.865							
25		1.175	.880		.965							
31		1.325	1.030		1.115							
37		1.475	1.180		1.265							
51		1.825	1.530		1.615							
51	3	1.425	1.130	.380	1.215	.933	.610	.341				
69		1.725	1.430		1.515							
100	4	2.160	1.528	.430	1.800	.953	.630	.384				#4-40 UNC THD (.147 DIA THRU)

Call (972) 931-3200 · Fax (972) 931-9305 · www.AirBorn.com

RUGGED: MM-252-031-000-4100
 XX-XXX-XXX-XXX-XXXX-XXX

SERIES	
MM	.050" Rugged Metal Backshell
BODY	
2	2-Row (Sizes 9 thru 51)
3	3-Row (Sizes 51 & 69)
4	4-Row (Size 100)
BODY STYLE:	
3	Straight, one piece
5	Straight, two piece***
BODY MATERIAL:	
2	Aluminum, with electroless nickel plating
3	Aluminum, with electrodeposited cadmium <input checked="" type="checkbox"/>
4	Aluminum, with hard anodized black plating
SIZE	
XXX	009, 015, 021, 025, 031, 037, 051, 069, 100
EXIT	
000	Standard exit, see Table A
AAA	Large exit, see Table A**
BBB	Small exit, see Table A**
HARDWARE	
STYLE OF HARDWARE:	
00	None
22	Two fixed jacknut assemblies (62*)
41	Two turning jackscrews, allen head, retaining ring (81*)
43	Two turning jackscrews, slot head, retaining ring (83*)
44	Two long turning jackscrews, slot head, retaining ring (84*)
POLARIZATION / WIRING:	
00	None
OPTIONS	
0FZ	Required for receptacles with grounding fingers when ordering hardware styles 41, 43, 44, 81, 83, & 84

* = Use number in parenthesis when ordering size 100.
 ** = Available with Body Style 3 (one piece) only.
 *** = Sizes 9 and 15 not recommended for solder cup applications or 24 AWG wire applications.

Stainless steel micro band for shield termination - AirBorn part number CDG10026, shipped with each backshell
 Band-it application tool - AirBorn part number CDG10027

= Option not ROHS compliant

TABLE A

SIZE	EXIT DIMENSIONS					
	000		AAA		BBB	
	L	M	L	M	L	M
9	—	.188	.265	.310	—	.129
15	—	.230		.458	—	.162
21	—	.257		.608	—	.188
25	.265	.310		.708	—	.206
31		.330		.858	—	.225
37		.375	1.008	—	.242	
51		.515	1.034	.265	.300	
51	.297	.470	.297	.921	—	.290
69		.620		1.158	.297	.361
100		.344		.688	.344	1.342

Ask About AirBorn's Accelerated Delivery Service

Mouser Electronics

Authorized Distributor

Click to View Pricing, Inventory, Delivery & Lifecycle Information:

AirBorn:

[MM-232-037-000-4100](#) [MM-232-009-000-4100](#) [MM-252-037-000-4100](#) [MM-232-015-000-4100](#) [MM-232-025-000-4100](#) [MM-252-015-000-4100](#) [MM-232-021-000-4100](#) [MM-252-031-000-4100](#) [MM-252-025-000-4100](#) [MM-352-051-000-2200](#) [MM-232-031-000-2200](#) [MM-332-051-000-2200](#) [MM-332-069-000-2200](#) [MM-352-069-000-4100](#) [MM-232-015-000-2200](#) [MM-252-037-000-2200](#) [MM-232-025-000-2200](#) [MM-252-009-000-4100](#) [MM-252-021-000-4100](#) [MM-252-009-000-2200](#) [MM-352-069-000-2200](#) [MM-232-021-000-2200](#) [MM-252-015-000-2200](#) [MM-352-051-000-4100](#) [MM-232-037-000-2200](#) [MM-252-021-000-2200](#) [MM-232-031-000-4100](#) [MM-232-009-000-2200](#) [MM-332-069-000-4100](#) [MM-332-051-000-4100](#) [MM-252-025-000-2200](#) [MM-252-031-000-2200](#)