

**Features**

- Low Loss
- Low Ripple

**Description**

Surface mount, silver (Ag) coated ceramic filter for use in broadband applications.

Weight: 1.1 grams typical

Material: Filter is composed of a ceramic block plated with Ag

Filter complies with RoHS standards.



**Electrical Specifications**

Parameter	Frequency MHz	Typical @ 25°C	Specification @ 25°C	Spec over -40°C to +85°C
Passband Iloss	5725 - 5850	-1.40	-1.70	-2.00
Passband Return Loss @ Port 1	5725 - 5850	-14.00	-10.00	-10.00
Passband Return Loss @ Port 2	5725 - 5850	-14.00	-10.00	-10.00
Attenuation	5200	-45.00	-40.00	-40.00
	6000	-11.00	-8.00	-8.00
Power into any port		1 Watt max		

Note: Supplier shall test each filter to the critical electrical specifications of the above table. Any subsequent audits may deviate from in value due to measurement repeatability among different test systems. Such deviations shall not exceed the following limits:

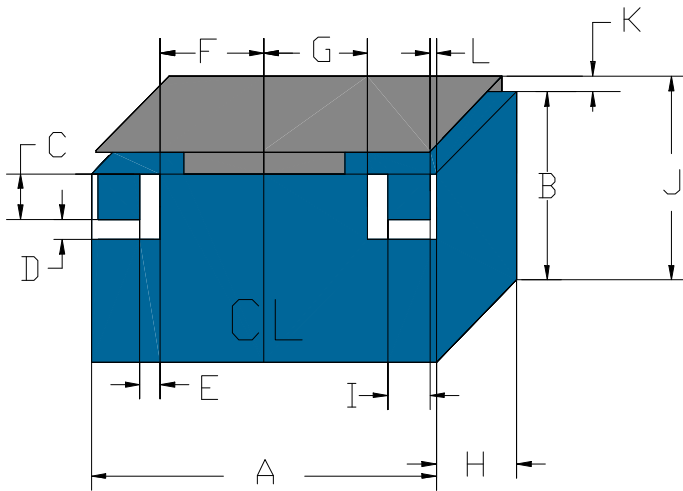
<u>Specification Allowance</u>	
Insertion Loss	0.1 dB
Return Loss	1.0 dB
Stopbands	1.0 dB

\*This product is covered by one or more of the following U.S. and foreign patents including: US 4,692,726;US 4,742,562; US 4,800,348;US 4,829,274;US 5,146,193;EP 0573597;DE 0573597;FR 0573597;JP 508149/92;KR 142171;US 5,162,760;US 5,218,329;US 5,250,916;US 5,327,109;US 5,488,335;CA 2114029;FR 9306297;GB 2273393;JP 3205337;KR 115113;CN 93106228.4;US 5,512,866;EP 0706719;DE 0706719;FR 0706719;GB 0706719;CN 95190359.4;US 5,602,518;US 5,721,520;US 5,745,018;EP 0910875;DE 0910875;DK 0910875;FR 0910875;GB 0910875;IE 0910875;JP 505182/98;KR 10-323013;US 5,994,978;US 6,462,629;CN 00810420.4;US 6,559,735;US 6,650,202;US 6,834,429.Other US and foreign patents pending.

\*CTS Corporation 2006 reserves all copyrights in the layout, design and configuration of the patterns on this product.\*

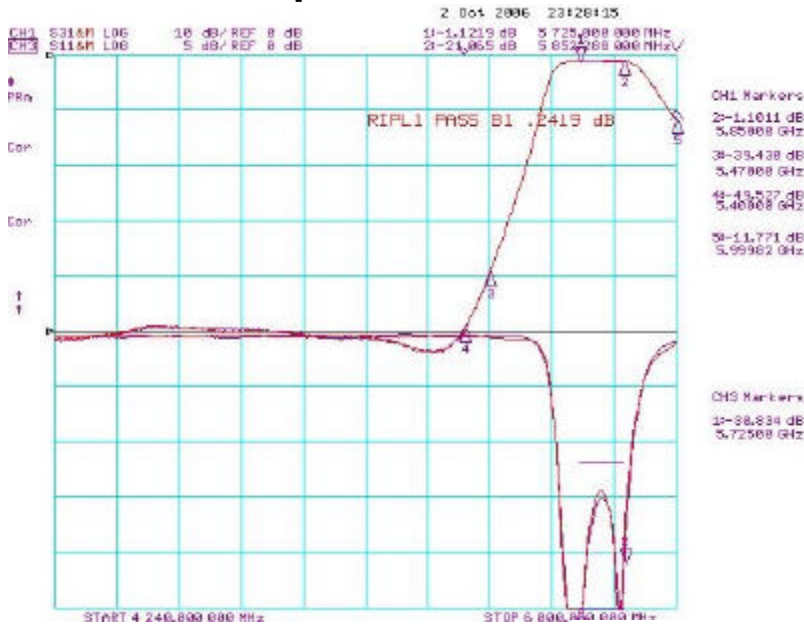
### Mechanical Drawing

Rev 1 – Origin Date: July 31, 2006 – Revision Date: January 12, 2007

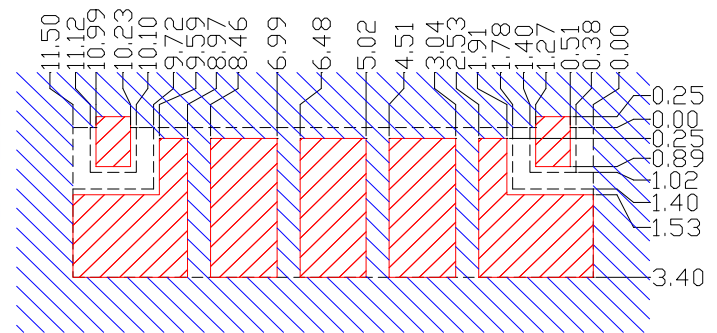


Dim	Nominal (mm)	Tolerance (mm) +/- or max
A	11.5	0.3
B	3.4	Max
C	1.02	0.13
D	0.38	0.13
E	0.38	0.13
F	3.97	0.13
G	3.97	0.13
H	4.7	0.13
I	1.02	0.13
J	4.4	Max
K	1.1	Max
L	0.38	0.13

### Electrical response



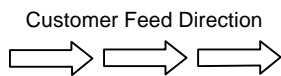
### PCB Layout



- Filter Outline
- Exposed Conductor
- Solder Resist Over Dielectric
- Solder Resist Over Conductor

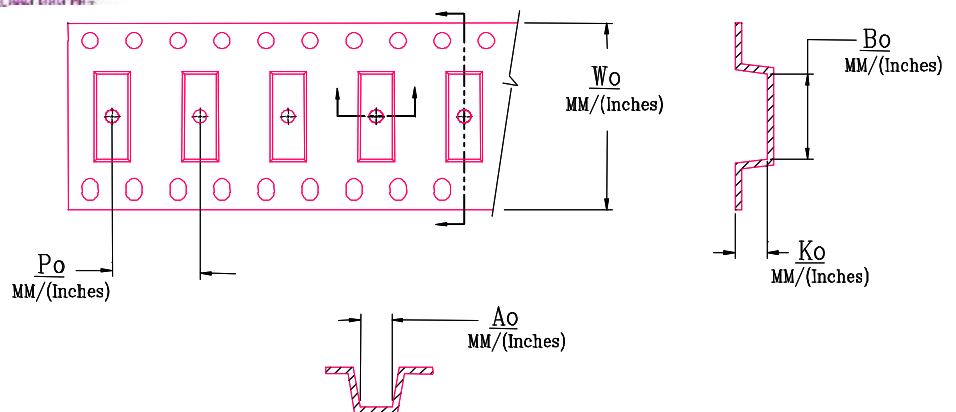
### Packaging and Marking

DIMENSION	UNITS	SPECIFICATION
REEL DIAMETER	mm	330
REEL WEIGHT	kg	1.7
REEL QUANTITY	ea.	1000



#### Product Marking

CTS  
56B  
YWW



W0	A0	B0	K0	P0
Inches/mm	Inches/mm	Inches/mm	Inches/mm	Inches/mm
0.945"/24	0.201"/5.1	0.465"/11.8	0.195"/4.95	0.472"/12

# Mouser Electronics

Authorized Distributor

Click to View Pricing, Inventory, Delivery & Lifecycle Information:

CTS:

[CER0456B](#)