
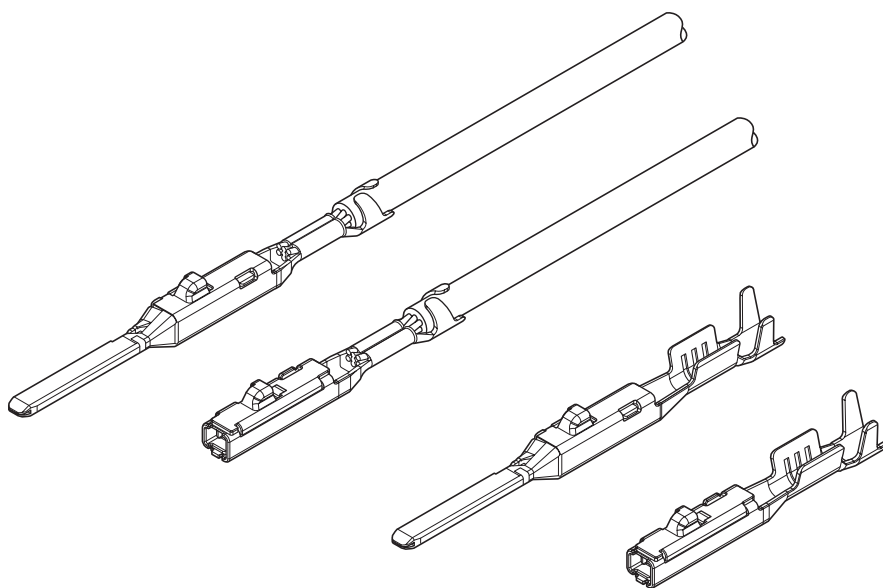


# MSA *TERMINAL*



1.2 mm terminal compliant with USCAR standards.



## Features

### ● Terminal Concept

One-piece structure, overlapped box design, four contact points.

### ● Variations

Varieties of platings and barrel sizes are available.

### ● Housing Lance Type

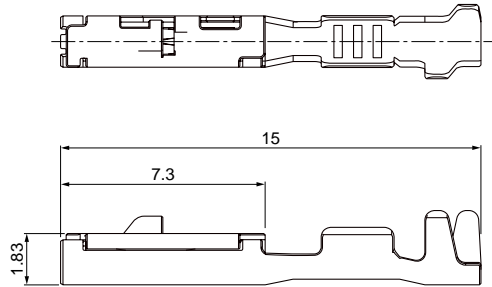
## Specifications

- Terminal size: 1.2 mm (t=0.6 mm)
- Applicable wire: 0.13 mm<sup>2</sup> to 1.5 mm<sup>2</sup>
- Finish: Tin-plated  
Silver-plated

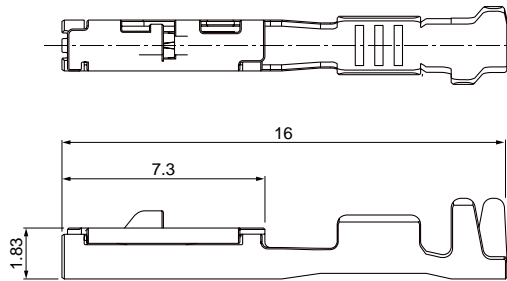
- \* Compliant with ELV/RoHS.
- \* Contact JST for details.

## Female terminal

### SSS/SS barrel

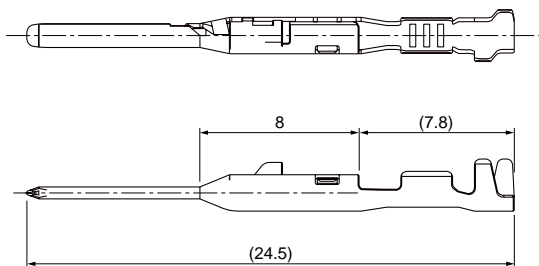


### S/M barrel

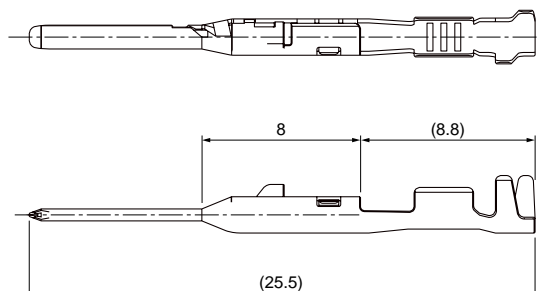


## Male terminal

### SSS/SS barrel



### S/M barrel



### Tin-plated

Size	Model No.	Applicable wire range		Q'ty/reel
		Conductor (mm <sup>2</sup> )	Insulation O.D. (mm)	
SSS	<b>SMSA-A001T-M1.2</b>	0.13	0.95 to 1.05	9,000
SS	<b>SMSA-A011T-M1.2</b>	0.22 to 0.35	1.2 to 1.4	9,000
S	<b>SMSA-A031T-M1.2</b>	0.5 to 0.75	1.6 to 1.9	8,500
M	<b>SMSA-A041T-M1.2</b>	1.0 to 1.5	2.1 to 2.4	6,000

#### Material and Finish

Copper alloy, tin-plated (reflow treatment)

### Silver-plated

Size	Model No.	Applicable wire range		Q'ty/reel
		Conductor (mm <sup>2</sup> )	Insulation O.D. (mm)	
SSS	<b>SMSA-A001A-M1.2</b>	0.13	0.95 to 1.05	9,000
SS	<b>SMSA-A011A-M1.2</b>	0.22 to 0.35	1.2 to 1.4	9,000
S	<b>SMSA-A031A-M1.2</b>	0.5 to 0.75	1.6 to 1.9	8,500
M	<b>SMSA-A041A-M1.2</b>	1.0 to 1.5	2.1 to 2.4	6,000

#### Material and Finish

Copper alloy, nickel-undercoated, Contact area; silver-plated  
Barrel area; tin-plated

### Tin-plated

Size	Model No.	Applicable wire range		Q'ty/reel
		Conductor (mm <sup>2</sup> )	Insulation O.D. (mm)	
SSS	<b>SMSAW-A001T-M1.2</b>	0.13	0.95 to 1.05	10,000
SS	<b>SMSAW-A011T-M1.2</b>	0.22 to 0.35	1.2 to 1.4	9,000
S	<b>SMSAW-A031T-M1.2</b>	0.5 to 0.75	1.6 to 1.9	9,000
M	<b>SMSAW-A041T-M1.2</b>	1.0 to 1.5	2.1 to 2.4	6,000

#### Material and Finish

Copper alloy, tin-plated (reflow treatment)

### Silver-plated

Size	Model No.	Applicable wire range		Q'ty/reel
		Conductor (mm <sup>2</sup> )	Insulation O.D. (mm)	
SSS	<b>SMSAW-A001A-M1.2</b>	0.13	0.95 to 1.05	10,000
SS	<b>SMSAW-A011A-M1.2</b>	0.22 to 0.35	1.2 to 1.4	9,000
S	<b>SMSAW-A031A-M1.2</b>	0.5 to 0.75	1.6 to 1.9	9,000
M	<b>SMSAW-A041A-M1.2</b>	1.0 to 1.5	2.1 to 2.4	6,000

#### Material and Finish

Copper alloy, nickel-undercoated, Contact area; silver-plated  
Barrel area; tin-plated

## Crimping machine, Applicator

Strip terminal	Crimping machine	Crimp applicator MKS-L	
		Dies	Crimp applicator with dies
<b>SMSA-A001()-M1.2</b>	AP-K2N	MK/SMSA-A001-12	APLMK SMSA-A001-12
<b>SMSA-A011()-M1.2</b>		MK/SMSA-A011-12	APLMK SMSA-A011-12
<b>SMSA-A031()-M1.2</b>		MK/SMSA-A031-12	APLMK SMSA-A031-12
<b>SMSA-A041()-M1.2</b>		MK/SMSA-A041-12	APLMK SMSA-A041-12
<b>SMSAW-A001()-M1.2</b>		MK/SMSAW-A001-12	APLMK SMSAW-A001-12
<b>SMSAW-A011()-M1.2</b>		MK/SMSAW-A011-12	APLMK SMSAW-A011-12
<b>SMSAW-A031()-M1.2</b>		MK/SMSAW-A031-12	APLMK SMSAW-A031-12
<b>SMSAW-A041()-M1.2</b>		MK/SMSAW-A041-12	APLMK SMSAW-A041-12

Note: When crimping operation is conducted using an applicator and die set other than the above, JST cannot guarantee the performance of the terminal.

# Mouser Electronics

Authorized Distributor

Click to View Pricing, Inventory, Delivery & Lifecycle Information:

JST:

[SMSAW-A031T-M1.2](#) [SMSAW-A041T-M1.2](#) [SMSA-A041T-M1.2](#) [SMSAW-A011T-M1.2](#)