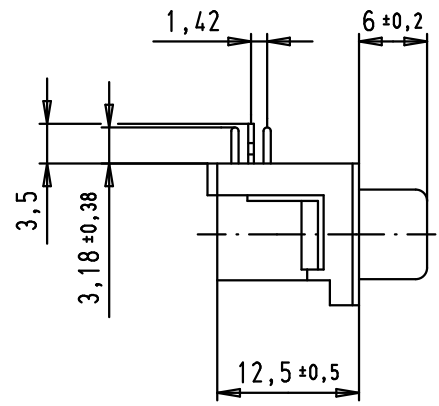
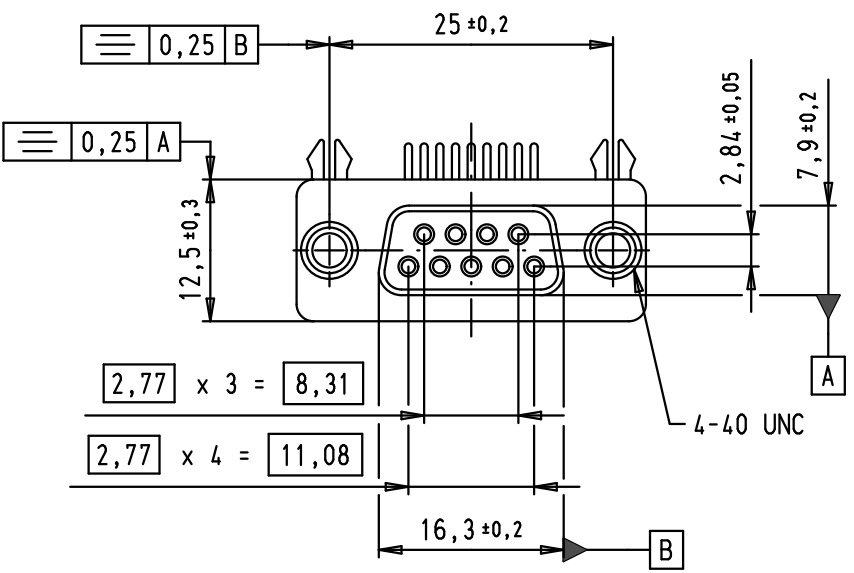


5 4 3 2 1

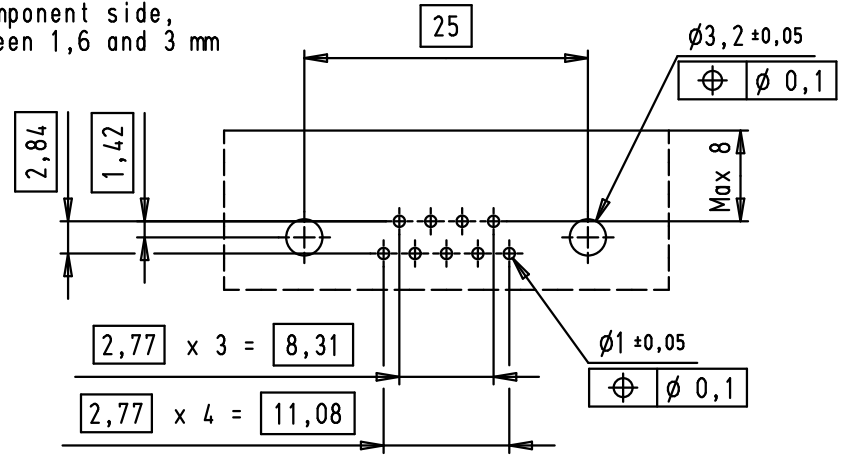
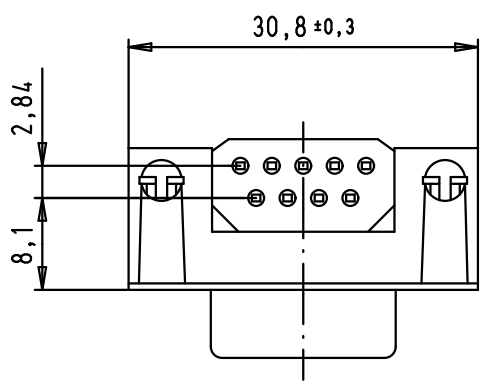


SPECIFICATIONS

FREQUENCY (MHz)	ATTENUATION (dB)
5	1
10	2
50	4
100	4,5
500	4,5
1000	4,5

Operating voltage < 250 V AC
 Working current < 7,5 A
 Insulation resistance > 1GΩ
 Contact resistance < 15 mΩ
 Dielectric withstanding voltage 500 V AC / minute

PCB layout, component side, thickness between 1,6 and 3 mm



A

			Dot.	Name	<p>All Dim. in mm Orig. Size DIN A 4</p>
		Detail.	02/07/09	PK	
		Insp.			
		Stand.			

D-Sub, female, angled, US footprint, 9 poles, tin plated shell, solder pins, ferrite filter

Maßstab/Scale 1,5:1

09 64 113 7802	Au Flash
Part number	Performance level

EC00362	02/07/09	PK	HARTING EURL F-95972 Paris	
Mod.	Dot.	Name		

TB 09 64 113 7802

Sub. Blatt/ Page 1 / 1