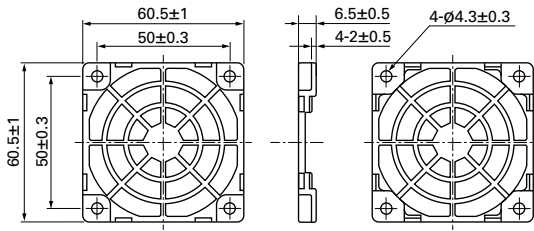


**Resin finger guards** Dimensions (unit: mm)

Material Frame: Resin (PPE+PS) UL file no. E82268 94V-0

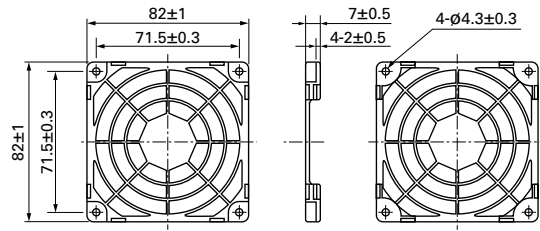
**60 mm sq. type**

Model no.	Mass (g)
109-1003G	7



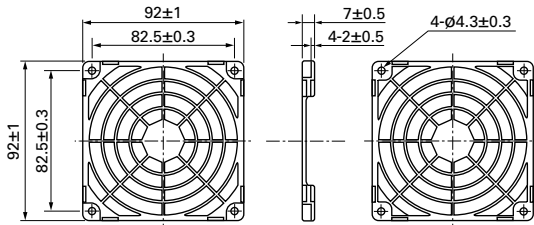
**80 mm sq. type**

Model no.	Mass (g)
109-1002G	10



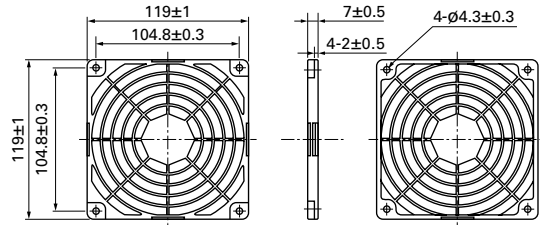
**92 mm sq. type**

Model no.	Mass (g)
109-1001G	12



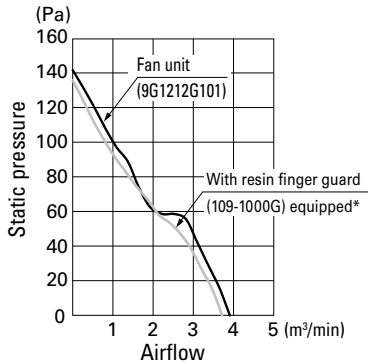
**120 mm sq. type**

Model no.	Mass (g)
109-1000G	23



**Airflow - Static pressure characteristics**

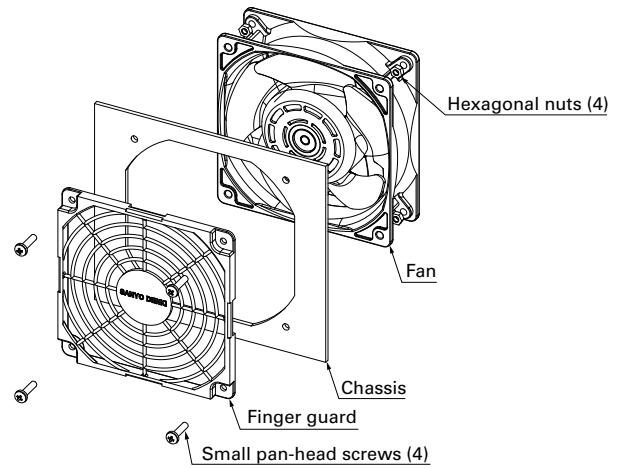
Measured with our double chamber measuring device (120 mm sq. type)



Applied voltage: 12 VDC

\* Finger guard is attached on air inlet side of fan.

**Mounting example**



- Operating temperature limit is between -20 to +70°C. (non-condensing)
- Plastic finger guards are placed on both the intake and exhaust sides of the fan.
- No nuts or screws for use in attachment included.

Option