NOTA *NOTE*	SPECIFICATIONS
1	CONNECTEUR DOIT ETRE CONFORME AU CDC PSA : *FEMALE CONNECTOR ACCORDING TO PSA SPECIFICATION :* REF. 96 238 404 99
2	CONNECTEUR SELON NORME PSA : *FEMALE CONNECTOR ACCORDING TO PSA STANDARD :* REF. T 111 B2 B217050
3	PRECONISATION D'UTILISATION / *USER'S MANUAL :* C00 REF FCI : PU 071
4	ALVEOLE SUIVANT STE PSA : *CAVITY ACCORDING TO PSA SPECIFICATION :* REF. 96 288 230 99
5	POSITION ALVEOLE SUIVANT STE PSA : *CAVITY POSITION ACCORDING TO PSA SPECIFICATION :* REF. 96 255 005 99
6	CONDUCTEUR SUIVANT STE PSA : *WIRE ACCORDING TO PSA SPECIFICATION :* REF. 96 418 794 99
7	CONDITIONNEMENT SUIVANT NORME : *PACKAGING ACCORDING TO STANDARD :* REF. E73 03 150G
8	DIAMETRE DE FIL / *WIRE DIAMETER* MINI=1.40 MAXI=2.80
9	MASSE DU PRODUIT LIVRABLE / *DELIVERY CONNECTOR WEIGHT :* 8 GRAMMES
10	CHARNIERE DE PLAQUETTE ARRIERE ABSENTE OU CASSEE ADMISE *NO WAFER HINGE OR WAFER HINGE BROKEN ALLOWED*
11	DEFAUTS D'ASPECT SUR ZONES NON FONCTIONNELLES ADMIS *VISUAL DEFECTS ON NO FUNCTIONNAL AREAS ALLOWED*

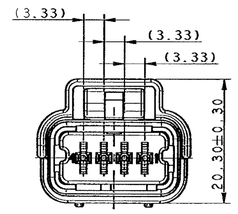

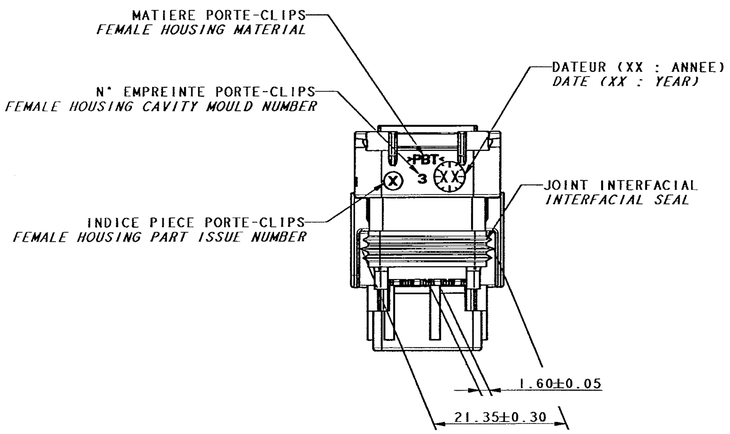

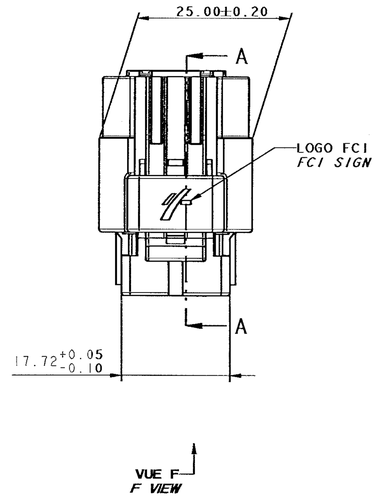

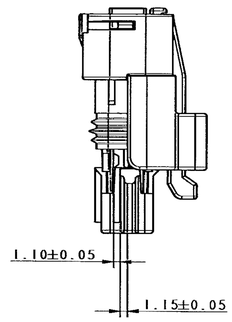

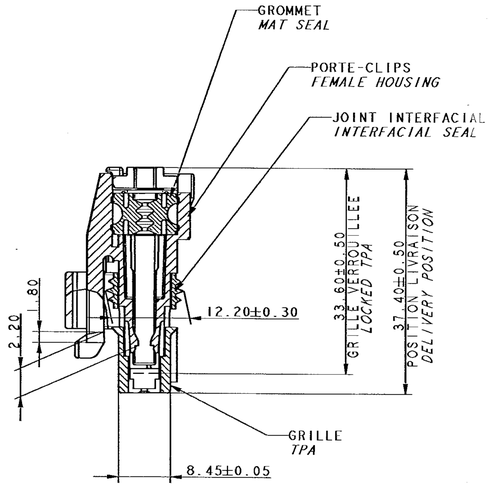

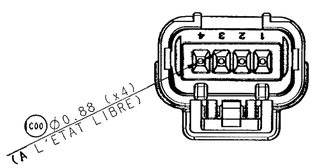

ECHELLE / *SCALE* 1:1

CODAGE GRIS REPRESENTE
GREY CODING DRAWN

ISOLANT *FEMALE HOUSING*	211 I 0 022	PBT 0% FV / *0%GF*	NOIR / *BLACK*
GRILLE *TPA*	211 M 8 052	PBT 15% FV *15%GF*	GRIS / *GREY*
	211 M 6 052		BLEU / *BLEU*
	211 M 4 052		JAUNE / *YELLOW*
JOINT INTERFACIAL *INTERFACIAL SEAL*	211 M 6 116	SILICONE 4% D'HUILE C00 DURETE 35 +3/-6 SHORE A	BLEU / *BLEU*
GROMMET *MAT SEAL*	211 M 134 C00	SILICONE 4% D'HUILE C00 DURETE 20±5 SHORE A	VERT / *GREEN* C00
DESIGNATION	REF. F.C.I	MATIERE *MATERIAL*	COULEUR *COLOUR*
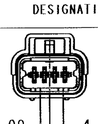 3.00 4.50	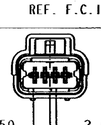 5.50 2.00	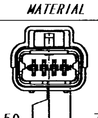 0.50 7.00	VUE F *F VIEW* TOLERANCES : ±0.05
CODAGE NOIR / *BLACK CODING* COULEUR GRILLE JAUNE / *YELLOW TPA COLOUR*	CODAGE BLEU / *BLUE CODING* COULEUR GRILLE BLEUE / *BLUE TPA COLOUR*	CODAGE GRIS / *GREY CODING* COULEUR GRILLE GRISE / *GREY TPA COLOUR*	CODAGE / CODING COULEUR / COLOUR
211 PC 04 2 S 4 349	211 PC 04 2 S 6 349	211 PC 04 2 S 8 349	REF FCI

ARCHIVE 21/03/2005

A05042	21/03/05	C00	-	-	
			M14	MODIFICATION USER'S MANUAL PU 001 BECOME PU 071	
			C9	ADD DIAMETER 0.88	
			B12	ADD I OIL & HARDNESS ON INTERFACE SEAL & GROMMET	
			-	NEW GROMMET RED BECOME GREEN	
ECR NO. / *NUMERO ECR*	DATE / *DATE*	REVISION / *INDICE*	POSITION / *POSITION*	CHANGE DESCRIPTION / *MODIFICATION*	DRAWN BY / *DESSINE PAR*
					JEANDET

ANONYME

PRODUCT SPEC. / *SPECIF. PRODUIT* -	PACKAGING SPEC. / *SPECIF. EMBALLAGE* -	APPLICATION SPEC. / *SPECIF. APPLICATION* -	THIS DRAWING AND ALL OTHER INFORMATION CONTAINED THEREIN IS PROPRIETARY AND THE PROPERTY OF FCI. This drawing may not be copied, reproduced or disclosed to any third party without the expressed written permission of FCI. © FCI April 1999
CE PLAN ET LES INFORMATIONS CONTENUES DANS CE PLAN SONT PROPRIETAIRES ET LA PROPRIETE DE FCI. Ce plan ne peut être copié, reproduit ou transmis sans l'autorisation expresse et écrite de FCI. © FCI avril 1999			

TOLERANCES / *TOLERANCES*	±0.1 ±2°	MATERIAL / *MATIERE* : SEE TABLE	SURFACE FINISH / *ETAT DE SURFACE* -
CONFORMS TO / *CONFORME A*	-	COLOUR / *COULEUR* : SEE TABLE	-
DO NOT SCALE DRAWING / *NE PAS PRENDRE DE COTES*		TOOL NO. / *OUTIL N°*	ECO Loc. Code / *CODE N.F.* FE
		LEVEL / *NIVEAU*	
DRAWN BY / *DESS. PAR*	DATE / *DATE* 03/07/03	NAME / *NOM* J.PINEL	DESIGNATION: MINI SEALED "MAT" 4-WAY FEMALE CONNECTOR (NOLVO)
CHECKED BY / *VERIF. PAR*			
APPROVED BY / *APPR. PAR*			

FCI

CAD SYSTEM: pro / eng.
ISO PROJECTION / *PROJECTION ISO*
DIMENSIONS IN MILLIMETERS / *DIMENSIONS EN MILLIMETRES*
DWG SIZE / *FORMAT*: A1
DRAWING NUMBER / *REFERENCE PLAN*: 211 FT 0480
SHEET / *FEUILLE*: 1 of 1 sur 1
SCALE / *ECH.*: 2:1

SSE NO. / *NUMERO SSE*: FRA-0623 | CAT. NO. / *NUMERO CAT.*: 211PC042S2021 | FILE NAME / *NOM DE FICHIER*: 211FT0480

Mouser Electronics

Authorized Distributor

Click to View Pricing, Inventory, Delivery & Lifecycle Information:

Aptiv:
211PC042S8349-B 211PC042S8349