


■ Features

- Low profile construction and miniature size.
- Magnetic shielded construction.
- High current saturation.
- Operating temperature:-40°C ~ +125°C.
- RoHS compliant.

■ Applications

- For small DC/DC converter(HDD,DVC,DSC,PDA,LCD display etc.).
- Car navigation systems,telecom base stations.
- VR,AR,LED lighting.

■ Product Identification



- (1) : Type
- (2) : Dimensions
- (3) : Inductance value
- (4) : Inductance Tolerance; N=±30%,M=±20%, K=±10%

■ Shapes and Dimensions (Unit: mm)



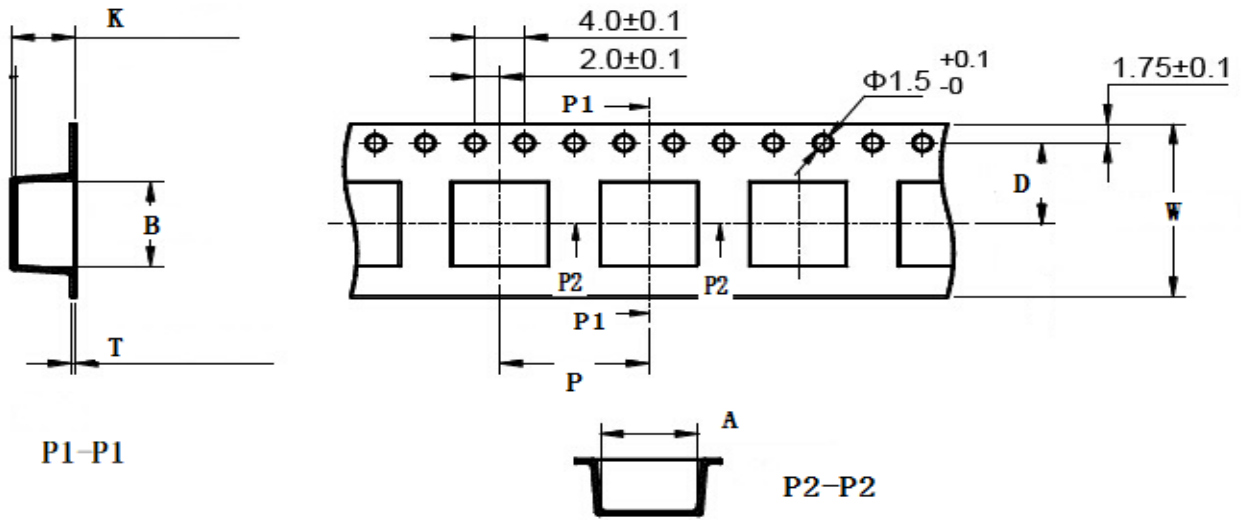
TYPE	A	B	C Max.	D Ref.	E Ref.	F Ref.	G Ref.	H Ref.
YNR1050	10.0±0.3	10.0±0.3	5.0	6.4	6.2	2.0	5.5	4.2

■ YNR1050 Series

Part Number	Inductance (uH) @100KHz	DC Resistance Max.(Ω)	Heat Rating Current (A)	Saturation Current (A)
YNR1050-1R0N	1.0±30%	0.018	6.40	14.20
YNR1050-1R5N	1.5±30%	0.020	6.00	12.80
YNR1050-2R2N	2.2±30%	0.025	5.50	12.10
YNR1050-3R3N	3.3±30%	0.027	5.00	11.20
YNR1050-4R7N	4.7±30%	0.030	4.60	10.30
YNR1050-6R8M	6.8±20%	0.037	4.20	9.00
YNR1050-100M	10±20%	0.048	3.70	7.20
YNR1050-150M	15±20%	0.059	3.20	6.00
YNR1050-220M	22±20%	0.085	2.70	4.30
YNR1050-330M	33±20%	0.104	2.30	4.30
YNR1050-470M	47±20%	0.163	2.00	3.30
YNR1050-680M	68±20%	0.235	1.80	3.00
YNR1050-101M	100±20%	0.338	1.40	2.50
YNR1050-151M	150±20%	0.438	1.20	2.00
YNR1050-221M	220±20%	0.675	1.00	1.80
YNR1050-271M	270±20%	0.858	0.90	1.50
YNR1050-331M	330±20%	1.100	0.85	1.40
YNR1050-471M	470±20%	1.430	0.73	1.20
YNR1050-561M	560±20%	1.750	0.68	1.10
YNR1050-681M	680±20%	1.980	0.65	1.00
YNR1050-821M	820±20%	2.730	0.55	0.90
YNR1050-102M	1000±20%	3.420	0.50	0.80

- ※ The saturation current value is the DC current value having inductance decrease down to 30%.(at 20°C)
- ※ The temperature rise current value is the DC current value having temperature increase up to 40°C. (at 20°C)
- ※ The rated current is the DC current value that satisfies both of current value saturation current value and temperature rise current value.

■ Taping Dimensions(Unit:mm)



TYPE	Chip Thickness	W	A	B	D	P	K Max	T Max	MPQ
YNR1050	6.50	16.0	8.30	8.30	7.50	12.0	6.70	0.50	800

■ Reel Dimensions(Unit:mm)

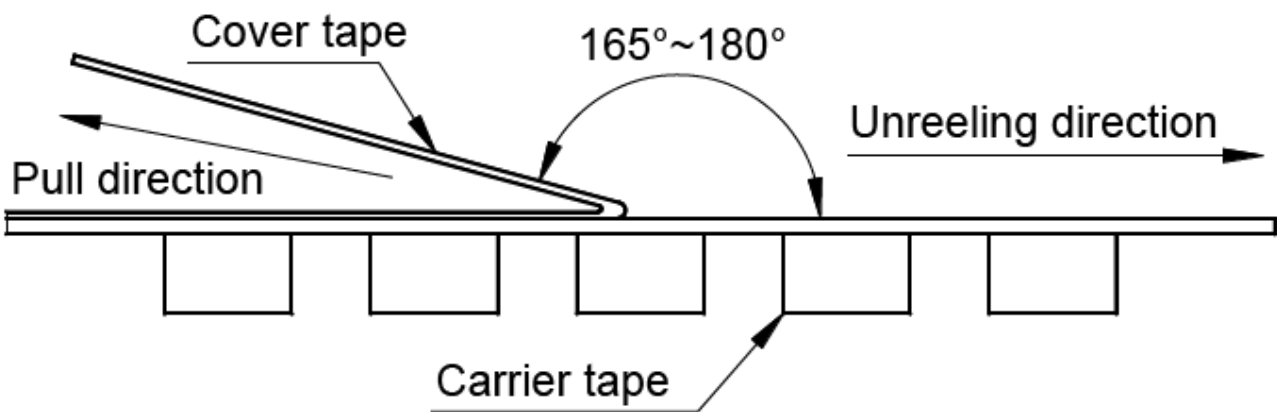


TYPE	W	W1	A	B	C	D
YNR1050	330±2.0	16.5±1.50	13.0±0.50	21.0±0.80	2.0±0.50	100 Min

Direction of rolling



Cover tape peel off condition



Cover tape peel force shall be 0.1N to 1.3N.

Reference peel speed 300 ± 10 mm/min.