




## Pi Model A+ Case Base - Pink

PRODUCT ID: 2373

There are multiple versions of this item. Please select one from the options below:



IN STOCK

1

ADD TO CART

Also include 1 x [Raspberry Pi Model A+ Case Lid - Blue](#) (0)

Also include 1 x [Raspberry Pi Model A+ Case Lid - Clear](#) (0)

Also include 1 x [Raspberry Pi Model A+ Case Lid - Orange](#) (0)

Also include 1 x [Raspberry Pi Model A+ Case Lid - Pink](#) (0)

Also include 1 x [Raspberry Pi Model A+ Case Lid - Purple](#) (0)

Also include 1 x [Raspberry Pi Model A+ Case Lid - Red](#) (0)

Also include 1 x [Raspberry Pi Model A+ Case Lid - Smoke](#) (0)

1-9

10-99

100+

ADD TO WISHLIST

DESCRIPTION

TECHNICAL DETAILS

## DESCRIPTION

Now that we have The Single Greatest Raspberry Pi Model A+ Case Ever - we decided to make it even better by adding **COLORS!!!!**

Mix and match snap-on lids and bases to form your favorite combinations. Buy one base then match different colored lids to your room or outfit. Or buy all of them so that you can adjust your Pi A+'s case based on your mood, your favorite sports team, or even your aura.

With 49 unique combinations, the possibilities are fun, colorful and (almost) endless!

**This is just the base of the Raspberry Pi Model A+ case.** You can add lids from the list on the right and check out some of our favorite combos in the photos above.

This is the **pink** base. It reminds us of dragonfruit, Lisa Frank folders, and Ladyada's hair. Check out our other colors from the drop down on the right!

This enclosure was designed by Mike Doell. It's made of ultra-durable, super-glossy polycarbonate, and is both good looking and tough enough to toss into your bookbag or toolbox. It has slim openings for all your cables, an easy-to-remove beveled slot for your Micro SD card, slots for both your Pi Camera and upcoming Display, and a space for your GPIO cable to extend out from the Pi.

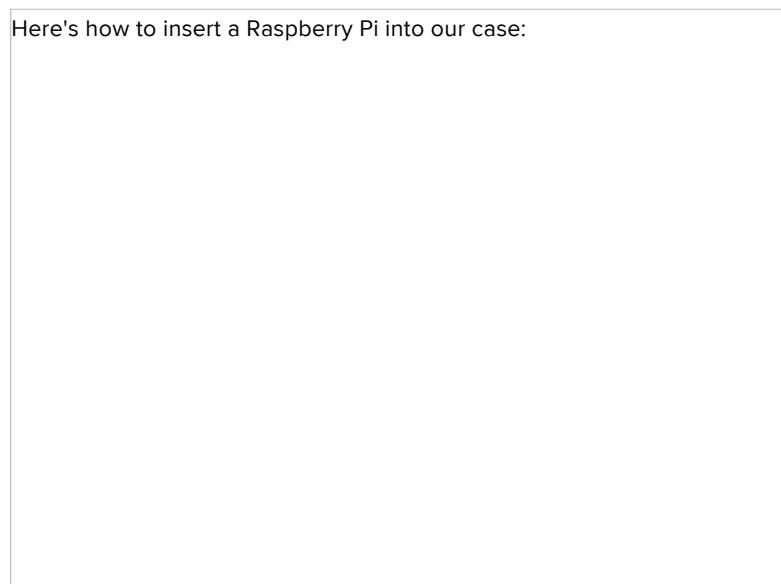
The Pi snaps into the base and the lid fits snugly onto the top. If you want to break out your Pi you can use your case without the lid and add hats to your A+ with ease.

**This case works for the Raspberry Pi Model A+ only.** It does not work for the Raspberry Pi Model A, B, B+, or Pi 2.

**No Raspberry Pi included. This is just the base of the case and no lid is included.**

Here's how to insert a Raspberry Pi into our case:


Here's how to insert a Raspberry Pi into our case:



## TECHNICAL DETAILS

- Base Dimensions: 73mm x 63mm x 26mm / 2.9" x 2.5" x 1"
- Base Weight: 25g

## MAY WE ALSO SUGGEST...



- [CONTACT](#)
- [SUPPORT](#)
- [DISTRIBUTORS](#)
- [EDUCATORS](#)
- [JOBS](#)
- [FAQ](#)
- [SHIPPING & RETURNS](#)
- [TERMS OF SERVICE](#)
- [PRIVACY & LEGAL](#)
- [ABOUT US](#)

*"Nothing in life is to be feared, it is only to be understood. Now is the time to understand more, so that we may fear less." - Marie Curie*

