DRAWING MADE IN THIRD ANGLE PROJECTION

LOC	DIST
CM	53

THIS DRAWING IS UNPUBLISHED. RELEASED FOR PUBLICATION JAN. 12, 1982

© COPYRIGHT 1973 BY AMP INCORPORATED, HARRISBURG, PA. ALL INTERNATIONAL RIGHTS RESERVED. AMP PRODUCTS MAY BE COVERED BY U.S. AND FOREIGN PATENTS AND/OR PATENTS PENDING.

REVISIONS

P	F	ZONE	LTR	DESCRIPTION	DATE	APPROVED
			V	REV PER EC0730-0111-95	8-23-95	JH RS

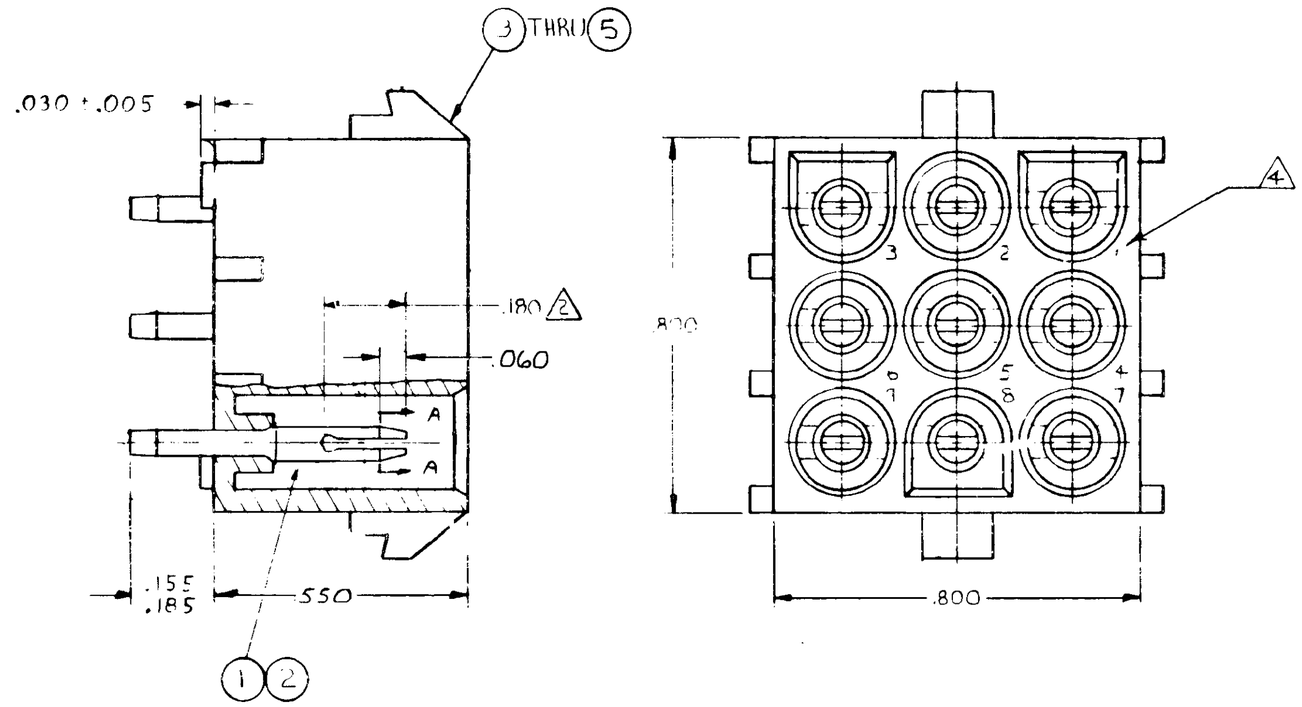

1. PARTS COMPLY WITH AMP SOLDERABILITY SPEC 109-11-3.
2. CONTACT IS PLATED OVERALL WITH .000050 NICKEL, THEN .000030 GOLD OVER CONTACT LENGTH INDICATED AND MATTE TIN ON SOLDER TAIL END.
3. MATES WITH HOUSING 480706.
4. CIRCUIT IDENTIFICATION CHARACTERS ARE ADJACENT TO THE INDICATED CAVITIES, BUT LOCATION AND ORIENTATION MAY DIFFER FROM PRINT.

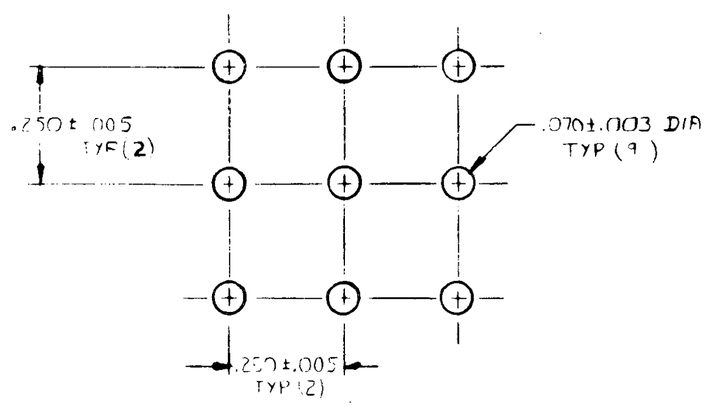

RECOMMENDED LAYOUT FOR .062 THICK P.C. BOARD

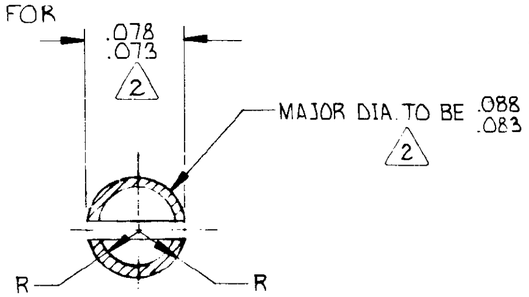

SECTION A-A
SCALE 10:1

GOLD 2	PHOS. BRZ	9	CONTACT 2	350432-2
NATURAL	NYLON 94V-2	1	HOUSING 3	
PRE-TIN	PHOS. BRZ.	9	CONTACT 2	350432-1
NATURAL	NYLON 94V-2	1	HOUSING 3	
FINISH	MATERIAL	NO PER ASSEMBLY	ITEM NO	PART NO

350432

UNLESS OTHERWISE SPECIFIED DIMENSIONS ARE IN INCHES
TOLERANCES ON DECIMALS ± .015
ANGLES ± 1°

MATERIAL: SEE TABLE

FINISH: SEE TABLE

CONTRACT NO

DR M. Fisher 1-12-82

CHK D.S. Steinle 7/1/82

APPD R.E. Della 7/1/82

APPD

DSGN APPD

OTHER APPD

AMP | AMP INCORPORATED Harrisburg, Pa 17105

NAME: PIN HEADER ASSEMBLY, UNIVERSAL MATE-N-LOK™, 9 CIRCUIT,

SIZE	FSCM NO	DRAWING NO
C	00779	350432

SCALE 4-1 SHEET ___

CUSTOMER DRAWING