THIS DRAWING IS UNPUBLISHED. / VERTRAULICHE UNVEROEFFENTLICHTE ZEICHNUNG
RELEASED FOR PUBLICATION / FREI FUER VEROEFFENTLICHUNG - 2003
© COPYRIGHT 2003 BY TYCO ELECTRONICS CORPORATION. ALL RIGHTS RESERVED. / ALLE RECHTE VORBEHALTEN.

MATED WITH: / PASSEND ZU: -

| LOC | DIST | P | LTR | DESCRIPTION / BESCHREIBUNG | DATE | DWN | APVD |
|---|---|---|---|---|---|---|---|
| A1 | - | | B12 | ECR-10-003461 | 23FEB2010 | SG | RL |
| PROJEKT NR.: - | | | B13 | ECR-11-003136 | 14FEB2011 | Mair | Bleic |

REVISIONS / AENDERUNGEN

# TYPE A

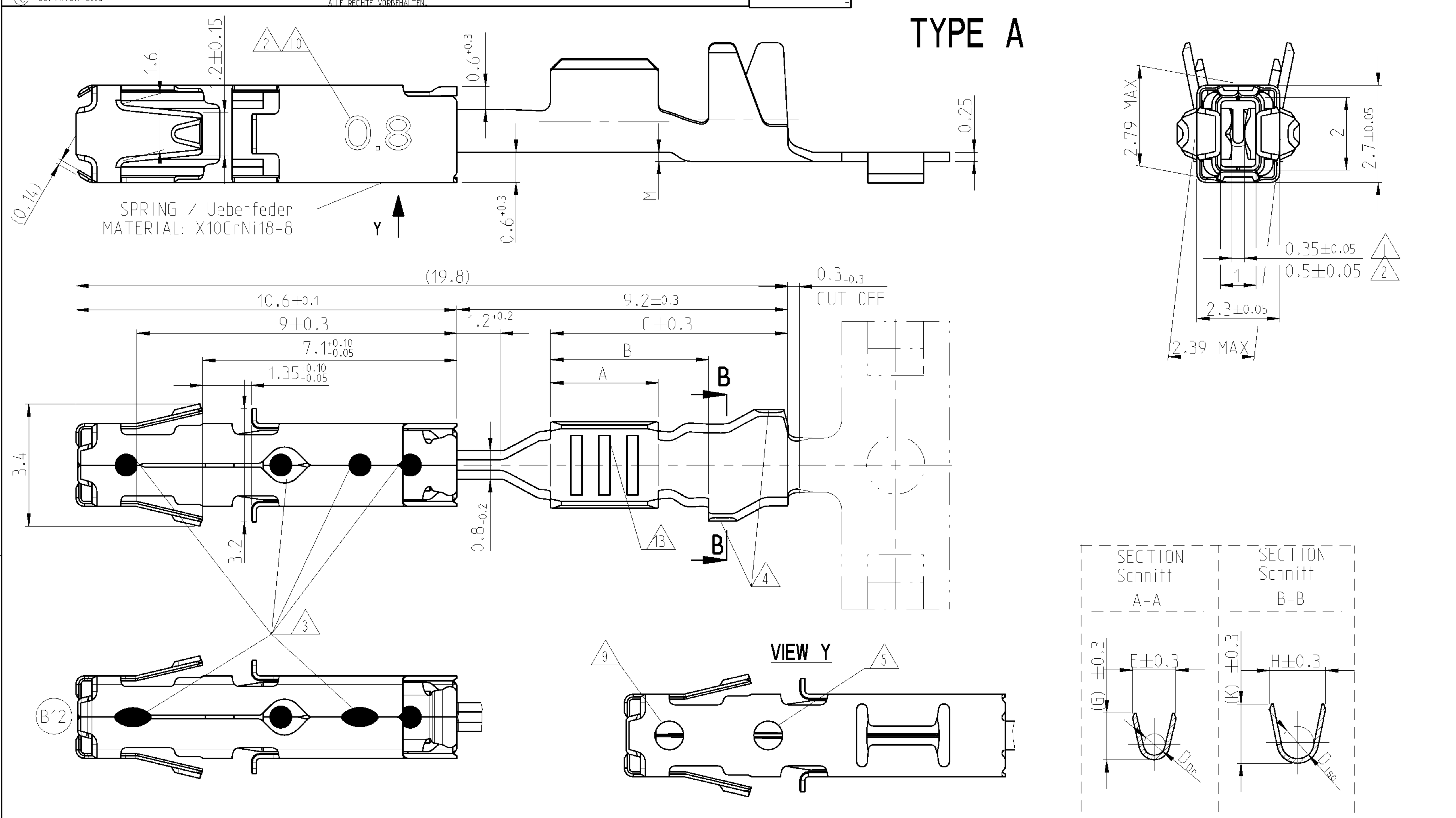


# TYPE B

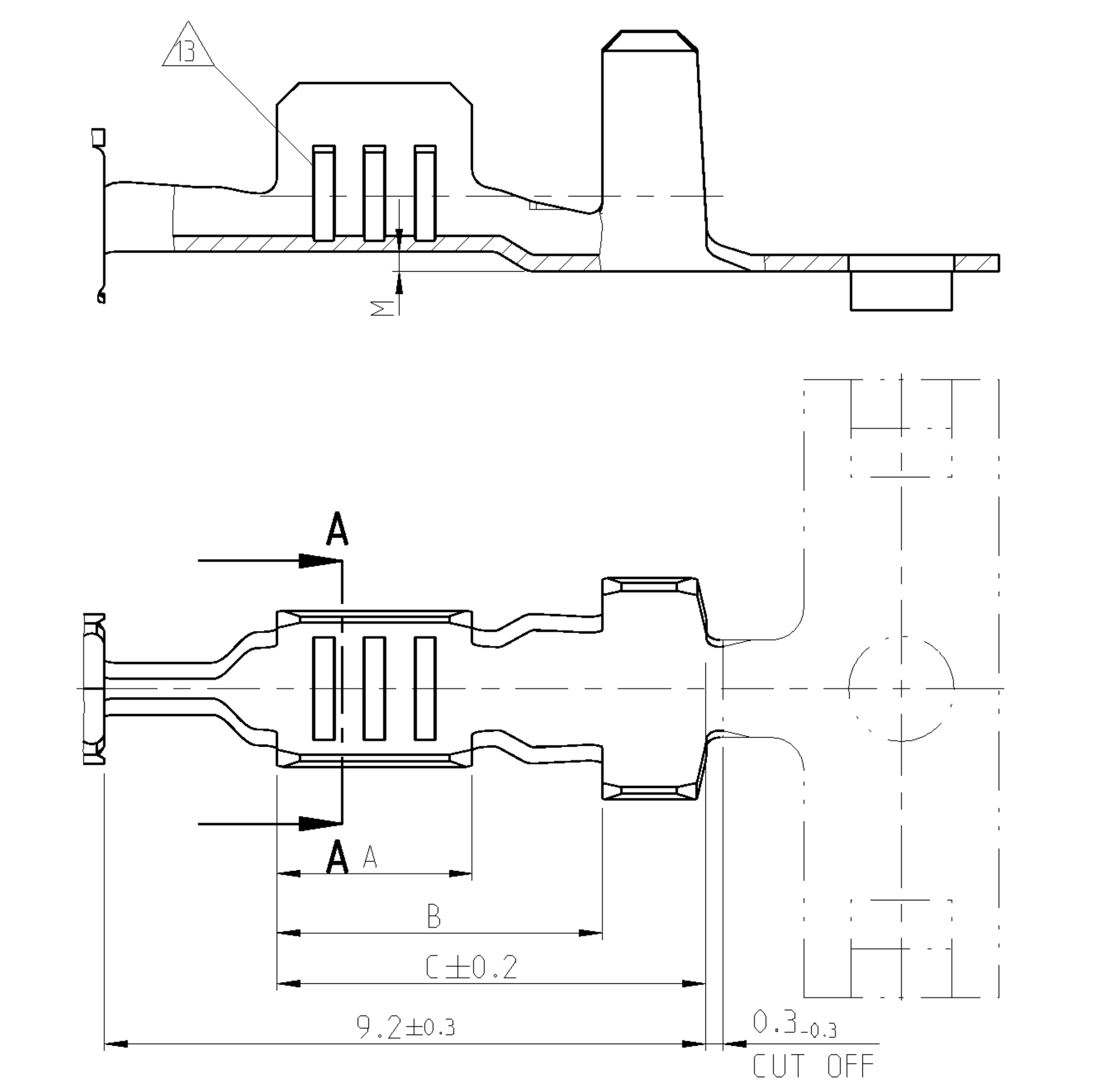


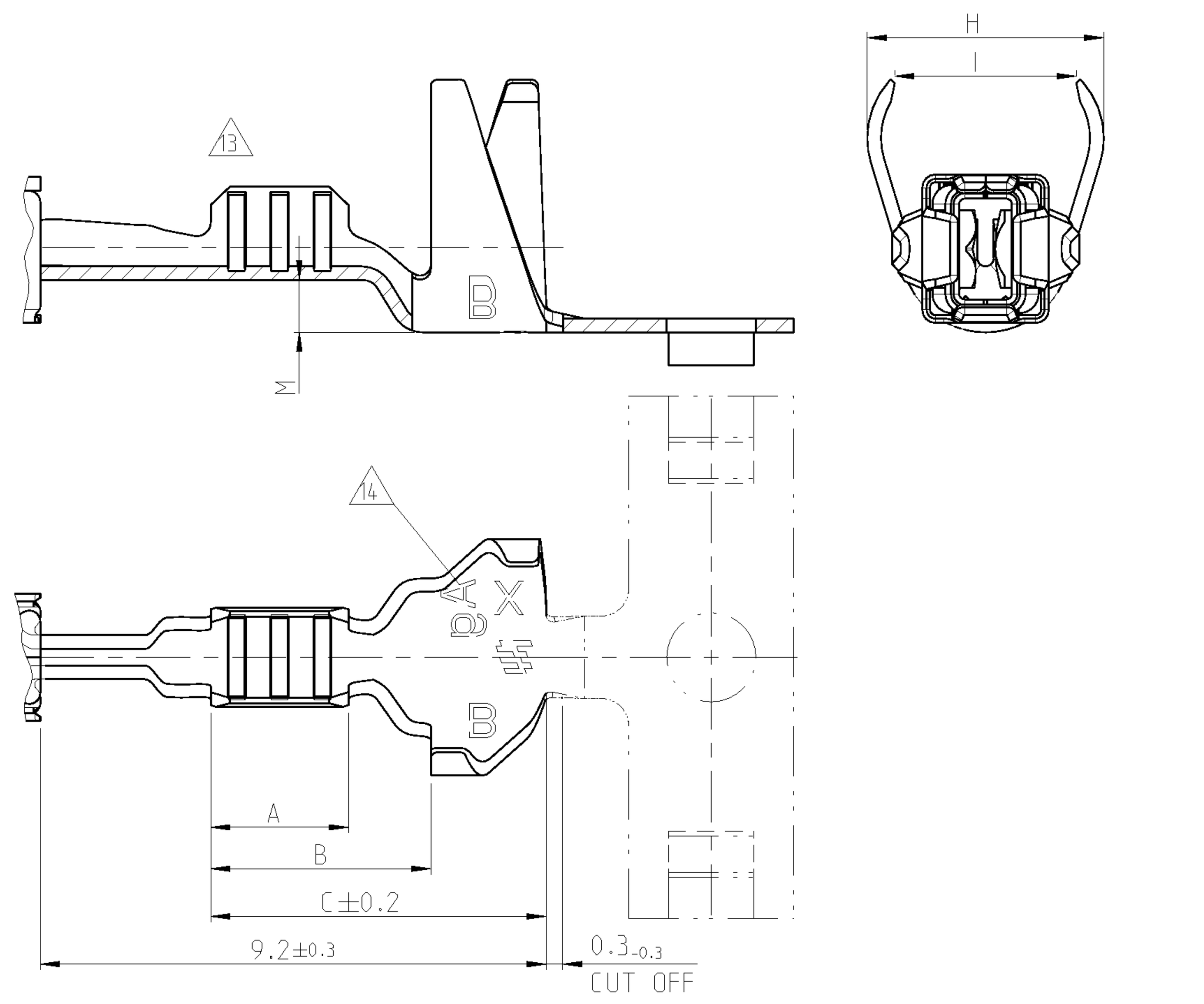


# SINGLE WIRE SEALING SYSTEM △7

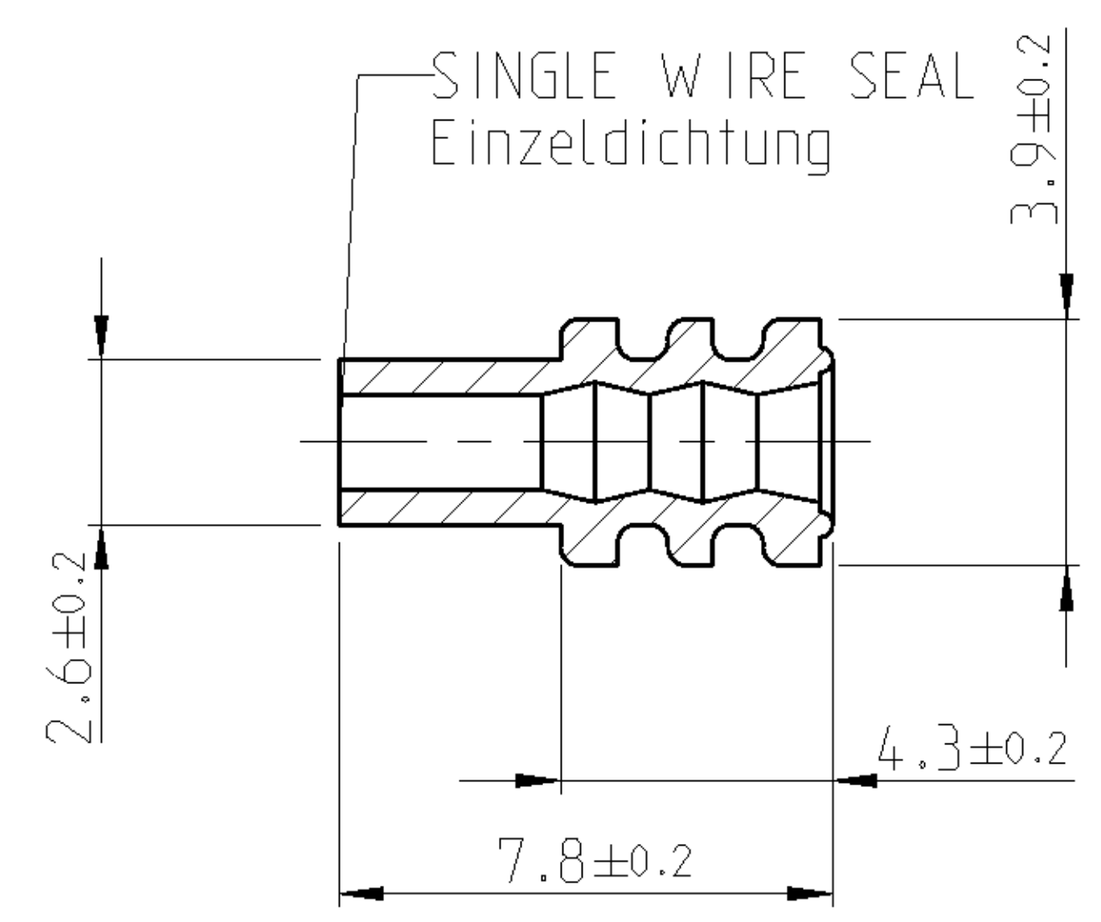


| SINGLE WIRE SEAL / Einzeldichtung | | |
|---|---|---|
| ORDER NO. / Bestell-Nr. | INSULATION DIA / Isolations Ø | COLOUR / Farbe |
| 964972-1 | 1.9...2.4 | YELLOW / gelb |
| 963530-1 | 1.4...1.9 | GREY / grau |
| 964971-1 | 1.2...1.6 | △7 RED / rot |
| 1718705-1 | 0.9...1.2 | GREEN / gruen |

| ORDER NO. / Bestell-Nr. Strip / Bandware | REV. | ORDER NO. / Bestell-Nr. LOOSE PIECE / Einzelausfuehrung | TO BE USED ON TAB / Geeignet fuer Flachstecker | WIRE RANGE / Drahtgroessenbereich (mm²) | INSULATION DIA / Isolations Ø (mm) | MATERIAL / Werkstoff | PLATING / Ueberzug | CRIMP DIMENSIONS (mm) / Crimpabmessungen: LENGTH / Laenge | WIRE CRIMP / Drahtcrimp | INSUL. CRIMP / Isol.-Crimp | FORM OF ISO-CRIMP / Form des Iso-Crimp | ORDER NO. / Bestell-Nr. TOOL / INSERT Handzange / Matrize FOR LOOSE PIECE f. Einzelausfuehrung | ORDER NO. / Bestell-Nr. EXTRACTION TOOL / Ausdrueckwerkzeug | CRIMP DATA AND CRIMP TOOL / Crimpdaten u. Crimpwerkzeuge |
|---|---|---|---|---|---|---|---|---|---|---|---|---|---|---|
| - | - | - | △2 | >1.0...1.5 △8 | 2.2...2.4 | - | - | A = 3.0 B = 4.5 C = 6.6 | E = 2.7 G = (2.9) DDr = 1.4 | H = 4.5 I = 3.6 K = (4.9) DIso = 2.9 M = 0.9 | SINGLE WIRE SEALING SYSTEM / Einzeldichtungssystem △7 | HANDCRIMPTOOL 539635-1 INSERT ONLY FOR 1.5mm² 5-1579001-3 Spec: 411-18321 | 1-1579007-1 | SEE APPLICATION SPECIFICATION siehe Verarbeitungsspezifikation 114-18386 |
| 1718558-1 | B | 1718559-1 | | | | CuNiSi | TINPLATED vorverzinnt | | | | | | | |
| 1418884-3 | B | 1418885-3 | △1 | | | CuNiSi | PRESILVER vorversilbert | | | | | | | |
| 1418884-1 | B | 1418885-1 | | | | CuNiSi | TINPLATED vorverzinnt | | | | | | | |
| - | - | - | △2 | 0.5...1.0 | 1.4...2.1 | - | - | A = 3.0 B = 4.5 C = 6.6 | E = 2.4 G = (2.6) DDr = 1.2 | H = 4.3 I = 3.3 K = (4.8) DIso = 2.7 M = 0.9 | | HANDCRIMPTOOL Handcrimpwerkzeug 539635-1 INSERT / Matrize 539950-2 | | |
| 1534162-1 | B | 1534163-1 | | | | CuNiSi | TINPLATED vorverzinnt | | | | | | | |
| △17 ~~2-1241380-3~~ | B | ~~2-1241381-3~~ | △1 | | | CuNiSi | PRESILVER vorversilbert | | | | | | | |
| 1-1241380-2 | B | 1-1241381-2 | | | | CuNiSi | △12 | | | | | | | |
| 1241380-3 | B | 1241381-3 | | | | CuNiSi | PRESILVER vorversilbert | | | | | | | |
| 1241380-2 | B | 1241381-2 | | | | CuNiSi | △5 | | | | | | | |
| 1241380-1 | B | 1241381-1 | | | | CuNiSi | TINPLATED vorverzinnt | | | | | | | |
| ~~1564324-3~~ | B | ~~1564325-3~~ | △1 | 0.2...0.35 | 1.1...1.4 | CuNiSi | PRESILVER vorversilbert | A = 2.5 B = 4.0 C = 6.1 | E = 1.9 G = (2.0) DDr = 0.75 | H = 4.3 I = 3.3 K = (4.8) DIso = 2.6 M = 0.9 | | HANDCRIMPTOOL 539635-1 INSERT ONLY FOR 0.35mm² 4-1579016-0 | | |
| 1564324-2 | B | 1564325-2 | | | | CuNiSi | △5 | | | | | | | |
| 1564324-1 | B | 1564325-1 | | | | CuNiSi | TINPLATED vorverzinnt | | | | | | | |
| 1241378-3 | B | 1241379-3 △15 | | | | CuNiSi | PRESILVER vorversilbert | | E = 1.8 G = (1.7) DDr = 0.75 | | | HANDCRIMPTOOL Handcrimpwerkzeug 539635-1 INSERT / Matrize 539950-2 | | |
| 1241378-2 △15 | B | 1241379-2 △15 | | | | CuNiSi | △5 | | | | | | | |
| 1241378-1 △15 | B | 1241379-1 △15 | | | | CuNiSi | TINPLATED vorverzinnt | | | | | | | |
| ~~2141218-1~~ | B | ~~2141219-1~~ | △2 | | | CuNiSi | TINPLATED vorverzinnt | | | | | | | |
| 1534160-1 | B | 1534161-1 | | | | CuNiSi | TINPLATED vorverzinnt | | | | | | | |
| - | - | - | △1 | 0.5...1.0 △6 | MAX. 2 x 1.6 △6 | - | - | A = 3.0 B = 5.0 C = 6.6 | E = 2.4 G = (2.6) DDr = 1.2 | H = 3.4 K = (3.7) DIso = 1.8 M = 0.3 | TYPE B | | | |
| 1241376-2 | B | 1241377-2 | | | | CuNiSi | △5 | | | | | | | |
| 1241376-1 | B | 1241377-1 | | | | CuNiSi | TINPLATED vorverzinnt | | | | | | | |
| - | - | - | △2 | 1.5 △8 | 2.2...2.4 | - | - | A = 3.2 B = 4.4 C = 6.6 | E = 2.7 G = (2.9) DDr = 1.4 | H = 3.9 K = (3.9) DIso = 1.9 M = 0.2 | TYPE A | HANDCRIMPTOOL 539635-1 INSERT ONLY FOR 1.5mm² 5-1579001-3 Spec: 411-18321 | | |
| 1418410-1 | B | 1418411-1 | | | | CuNiSi | TINPLATED vorverzinnt | | | | | | | |
| - | - | - | △1 | | | - | - | | | | | | | |
| 1534334-1 | B | 1534335-1 | | | | CuNiSi | TINPLATED vorverzinnt | | | | | | | |
| | - | | △2 | 0.5...1.0 | 1.4...2.1 | - | - | A = 3.0 B = 4.4 C = 6.6 | E = 2.4 G = (2.6) DDr = 1.2 | H = 3.1 K = (3.3) DIso = 1.8 M = 0.2 | | HANDCRIMPTOOL Handcrimpwerkzeug 539635-1 INSERT / Matrize 539950-2 | | |
| 1418408-1 | B | 1418409-1 | | | | CuNiSi | TINPLATED vorverzinnt | | | | | | | |
| 1241374-3 | B | 1241375-3 | △1 | | | CuNiSi | PRESILVER vorversilbert | | | | | | | |
| 1241374-2 | B | 1241375-2 | | | | CuNiSi | △5 | | | | | | | |
| 1241374-1 | B | 1241375-1 | | | | CuNiSi | TINPLATED vorverzinnt | | | | | | | |
| 1564980-2 | B | 1564981-2 | △1 | 0.2...0.35 | 1.1...1.4 | CuNiSi | △5 | A = 2.5 B = 3.7 C = 5.7 | E = 1.9 G = (2.0) DDr = 0.75 | H = 2.3 K = (2.3) DIso = 1.1 M = 0 | | HANDCRIMPTOOL 539635-1 INSERT / Matrize 4-1579016-0 | | |
| 1564980-1 | B | 1564981-1 | | | | CuNiSi | TINPLATED vorverzinnt | | | | | | | |
| - | - | - | △11 △2 | | | - | - | | E = 1.8 G = (1.7) DDr = 0.75 | | | HANDCRIMPTOOL Handcrimpwerkzeug 539635-1 INSERT / Matrize 539950-2 | | |
| ~~1418406-1~~ | B | ~~1418407-1~~ | | | | CuNiSi | TINPLATED vorverzinnt | | | | | | | |
| - | - | - | △1 | | | - | - | | | | | | | |
| 1241372-2 △15 | B | 1241373-2 △15 | | | | CuNiSi | △5 | | | | | | | |
| 1241372-1 △15 | B | 1241373-1 △15 | | | | CuNiSi | TINPLATED vorverzinnt | | | | | | | |

## Bemerkungen
NOTES

△1 Geeignet fuer Flachstecker $1.5^{+0.2}_{-0.1} \times 0.6^{+0.07}_{-0.03}$
TO BE USED ON TAB

△2 Geeignet fuer Flachstecker $1.5^{+0.2}_{-0.1} \times 0.8 \pm 0.03$
TO BE USED ON TAB

△3 Laserschweissung wahlweise Punk- oder Linienfoermig (DIE CAUSED)
ALTERNATIVELY LASERWELDED POINT OR LINE SHAPED (Fertigungsbedingt)

△4 Kennung fuer Werkzeug und Revisionsstand
DIE-IDENTIFICATION AND REVISION STATUS

△5 Min. 0.8 µm Goldueberzug im Kontaktbereich ueber min. 1.3 µm Nickelueberzug; min. 1 µm Zinnueberzug im Crimpbereich. Zur Kennzeichnung siehe Loch an der Ueberfeder
MIN. 0.8 µm GOLDPLATE IN CONTACT AREA OVER MIN. 1.3 µm NICKELPLATE; MIN. 1 µm TINPLATE IN CRIMP AREA. AS INDEX SEE HOLE AT SPRING

△6 Fuer Doppel- und Einzelcrimp
FOR DOUBLE AND SINGLE CRIMP

△7 Auswahl der Einzeldichtung entsprechend dem Isolationsdurchmesser
SINGLE WIRE SEAL TO BE SELECTED ACCORDING TO INSULATION-DIA

△8 Zulaessige Strombelastbarkeit siehe Drahtgroesse 1mm²
CURRENT CARRYING CAPABILITY SEE WIRE CROSS SECTION

△9 Fertigungsbedingtes Loch, befindet sich ab Rev. B an allen Kontakten
MANUFACTORIN-CONDITIONED HOLE, IS STARTING FROM REV. B AT ALL VERSIONS

△10 Kennzeichnung fuer besonderes Oeffnungsmass und Tab-Abmessung 0.8mm.
SIGNED FOR SPECIAL GAPSIZE AND TABDIMENSION 0.8mm.

△11 Fertigung auf Anfrage moeglich
MANUFACTURING ON REQUIREMENT POSSIBLE

△12 1.27 µm Goldueberzug im Kontaktbereich ueber min. 1.3 µm Nickelueberzug; min. 1 µm Zinnueberzug im Crimpbereich. Zur Kennzeichnung siehe Loch an der Ueberfeder

△13 Unterschiedliche Ausfuehrung der Rillen moeglich
DIFFERENT FORM OF THE SERRATION POSSIBLE

△14 Kennzeichnung mit "Ag" bei Silberueberzug im Kontaktbereich
MARKING WITH "Ag" FOR SILVERPLATING IN CONTACT AREA

△15 1241372 nicht fuer Neuanwendung, wird ersetzt durch 1564980
1241378 nicht fuer Neuanwendung, wird ersetzt durch 1564324
1241372 SUPERSEDED BY PN 1564980
1241378 SUPERSEDED BY PN 1564324.

16 Einzelheiten der Ausfuehrung bleiben dem Hersteller ueberlassen
DETAILS OF DESIGN ARE LEFT TO MANUFACTURER

△17 Fertigteil ist an den Kontaktpunkten geschmiert.
FINISHED PRODUCT AT CONTACT POINTS LUBRICATED.

THIS DRAWING IS A CONTROLLED DOCUMENT FOR TYCO ELECTRONICS CORPORATION. IT IS SUBJECT TO CHANGE AND THE CONTROLLING ENGINEERING ORGANIZATION SHOULD BE CONTACTED FOR THE LATEST REVISION.
DIESES ZEICHNUNGSDOKUMENT WIRD DURCH AMP INCORPORATED KONTROLLIERT. AENDERUNGEN, DIE DEM TECHNISCHEN FORTSCHRITT DIENEN, SIND VORBEHALTEN. DEN JEWEILS LETZTGUELTIGEN AENDERUNGSSTAND ERFAHREN SIE AUF ANFRAGE.

DIMENSIONS: / MASSEINHEITEN: mm

TOLERANCES UNLESS OTHERWISE SPECIFIED: / ALLGEMEINTOLERANZEN
0 PLC ±
1 PLC ± GENERAL-
2 PLC ± TOLERANZ
3 PLC ± ±0.2mm
4 PLC ±
ANGLES / WINKEL ±1°

MATERIAL: see table / siehe Tabelle
FINISH / OBERFLAECHE / FARBE: see table / siehe Tabelle

DWN: R. Liebing 27AUG2004
CHK: -
APVD: -
PRODUCT SPEC / PRODUKTSPEZ.: 108-18716
APPLICATION SPEC / VERARBEITUNGSSPEZ.: 114-18386
WEIGHT / GEWICHT: -

Tyco Electronics — Tyco Electronics AMP GmbH, D - 64625 Bensheim

NAME: AMP MCP 1.5K - PRODUCT GROUP DRAWING

SIZE: A1 | CAGE CODE: 00779 | DRAWING NO / ZEICHNUNGS-NR.: C-1241436 | RESTRICTED TO / NUR FUER: -

CUSTOMER DRAWING / KUNDENZEICHNUNG | SCALE / MASSSTAB 5:1 | SHEET / BLATT 1 OF / VON 1 | REV B13

AMP 4805 REV 31MAR2000
Pro/ENGINEER DRAWING