

## IT FIT 40/220...240/350 CS D L

ICUTRONIC IT FIT D CS L (non-isolated) | Linear / Area Constant Current – Non dimmable



### Product family features

- Output current: 200/250/300/350 mA
- Low THD <15% @ full load
- Output power: 5 W - 18.9 W
- Input voltage: 220 – 240 VAC
- Ambient temp range  $t_a$ : -25 to +50 °C
- Wide output voltage range
- Low LF-ripple < 5%
- Very high efficiency up to 87%
- Fixed output (no dimming)
- 5 years guarantee\*

### Product family benefits

- Flexible with 1 driver offers 4 output currents
- High quality light with very low ripple
- Very high efficiency up to 87%
- Enable slim fixture design with flat 21 mm height metal housing
- Long lasting and high reliability
- Non-isolated driver

### Areas of application

- Linear and area lighting
- Office, industrial and shop lighting



## Technical data

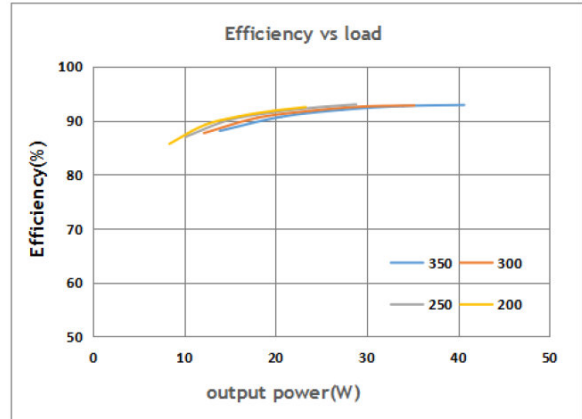
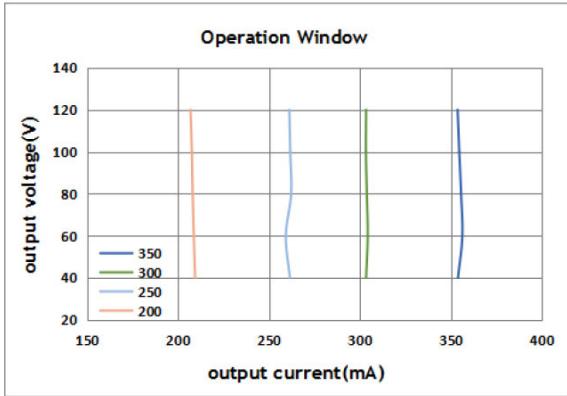
### Electrical data

Nominal input voltage	220...240 V
Mains frequency	50/60 Hz
Input voltage AC	198...264 V
Current set	DipSwitch
Power factor $\lambda$	$\geq 0.98$
Device power loss	3.65 W <sup>1)</sup>
Inrush current	21.7 A <sup>2)</sup>
Max. ECG no. on circuit breaker 10 A (B)	22
Max. ECG no. on circuit breaker 10 A (C)	33
Max. ECG no. on circuit breaker 16 A (B)	34
Max. ECG no. on circuit breaker 16 A (C)	54
Max. ECG no. on circuit breaker 25 A (B)	-
Surge capability (L/N-Ground)	2 kV
Surge capability (L-N)	1 kV
Nominal output voltage	40...120 V
Nominal output current	200 / 250 / 300 / 350 mA <sup>3)</sup>
Output ripple current (100 Hz)	< 5 %
Output PSTLM	$\leq 1$
Output SVM	$\leq 0.4$
Nominal output power	8...42 W
Maximum output power	42 W

<sup>1)</sup> At 230 V, Input power 22 W max.

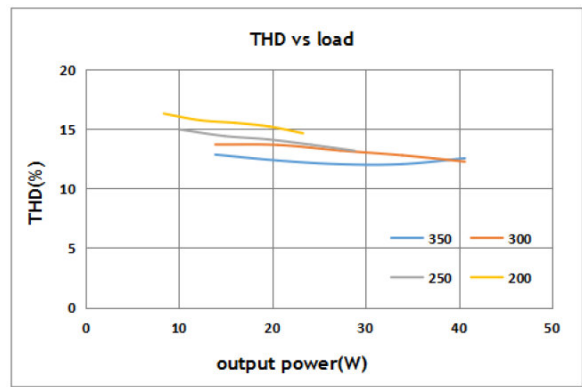
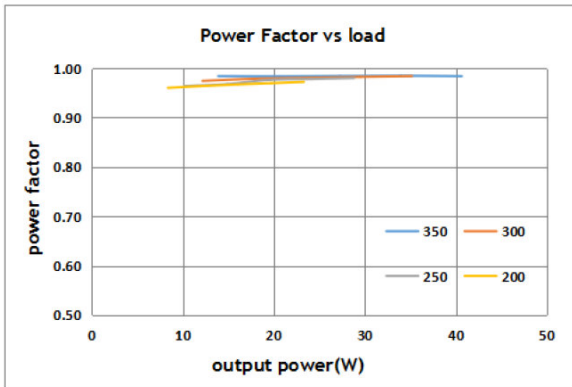
<sup>2)</sup>  $t_{width} = 220 \mu s$  (measured at 50 %  $I_{peak}$ )

<sup>3)</sup>  $\pm 7.5\%$



IT FIT 40 CS D L Operating Window

IT FIT 40 CS D L Typical Efficiency vs. Load



IT FIT 40 CS D L Typical Power Factor vs. Load

IT FIT 40 CS D L Typical THD Vs Load

## Dimensions & weight



<b>Mounting hole spacing, length</b>	200.0 mm
<b>Product weight</b>	116.00 g
<b>Cable cross-section, input side</b>	0.5...1.5 / 0.75...1.5 mm <sup>2</sup> <sup>1)</sup>
<b>Cable cross-section, output side</b>	0.5...1.5 / 0.75...1.5 mm <sup>2</sup> <sup>1)</sup>
<b>Wire preparation length, input side</b>	8.5...9.5 mm
<b>Length</b>	210.0 mm
<b>Width</b>	30.0 mm
<b>Height</b>	21.0 mm

<sup>1)</sup> Solid/ Flexible Leads

## Temperatures & operating conditions

<b>Ambient temperature range</b>	-25...+50 °C
<b>Maximum temperature at tc test point</b>	70 °C
<b>Max.housing temperature in case of fault</b>	110 °C
<b>Temperature range at storage</b>	-25...80 °C
<b>Permitted rel. humidity during operation</b>	5...85 % <sup>1)</sup>

<sup>1)</sup> Non-condensing

## Lifespan

<b>ECG lifetime</b>	50000 / 100000 h <sup>1)</sup>
---------------------	--------------------------------

<sup>1)</sup> T<sub>c</sub> = 70°C, with max. 10% failure rate

## Additional product data

<b>Encapsulated</b>	No
<b>Successor EAN</b>	4062172212687

## Capabilities

<b>Dimmable</b>	No
-----------------	----

## Product datasheet

Overheating protection	Automatic reversible
Overload protection	Automatic reversible
Short-circuit protection	Automatic reversible
No-load proof	Yes
Max. cable length to lamp/LED module	2.0 m
Suitable for fixtures with prot. class	I / II
Number of channels	1

### Certificates & standards

Approval marks – approval	CE / ENEC 05 / EAC / CCC / BIS / RCM <sup>1)</sup>
Standards	Acc. to IEC 61347-1/Acc. to IEC 61347-2-13/Acc. to IEC 62384/Acc. to IEC 61000-3-2/Acc. to IEC 61000-3-3/Acc. to IEC 61547
Type of protection	IP20





<sup>1)</sup> In preparation

### Logistical data

Commodity code	850440829000
----------------	--------------

---

### Download Data

File	
	User instruction ICUTRONIC LED Power Supply
	Certificates IT FIT CS L DEKRA 35 113195 030820
	Declarations of conformity IT FIT CS D L CE 4205375 190821
	Declarations of conformity IT FIT CS D L UK DoC 4281080 090221

## Product datasheet

---

### Ecodesign regulation information:

Intended for use with LED modules.

The forward voltage of the LED light source shall be within the defined operating window of the control gear in all operating conditions including dimming if applicable.

Separate control gear and light sources must be disposed of at certified disposal companies in accordance with Directive 2012/19/EU (WEEE) in the EU and with Waste Electrical and Electronic Equipment (WEEE) Regulations 2013 in the UK. For this purpose, collection points for recycling centres and take-back systems (CRSO) are available from retailers or private disposal companies, which accept separate control gear and light sources free of charge. In this way, raw materials are conserved and materials are recycled.

---

### Logistical Data

Product code	Product description	Packaging unit (Pieces/Unit)	Dimensions (length x width x height)	Volume	Gross weight
4052899617391	IT FIT 40/220...240/350 CS D L	Shipping carton box 20	237 mm x 162 mm x 130 mm	4.99 dm <sup>3</sup>	2629.00 g

The mentioned product code describes the smallest quantity unit which can be ordered. One shipping unit can contain one or more single products. When placing an order, for the quantity please enter single or multiples of a shipping unit.

---

### Disclaimer

Subject to change without notice. Errors and omission excepted. Always make sure to use the most recent release.