

## 2A, 50V - 600V Surface Mount Super Fast Rectifier

### FEATURES

- Glass passivated junction chip
- Ideal for automated placement
- Low profile package
- Super fast recovery time for high efficiency
- Compliant to RoHS Directive 2011/65/EU and in accordance to WEEE 2002/96/EC
- Halogen-free according to IEC 61249-2-21

### APPLICATIONS

- Switching mode power supply (SMPS)
- Adapters
- Lighting application
- Converter

### MECHANICAL DATA

- Case: DO-214AA (SMB)
- Molding compound meets UL 94V-0 flammability rating
- Packing code with suffix "G" means green compound (halogen-free)
- Part no. with suffix "H" means AEC-Q101 qualified
- Terminal: Matte tin plated leads, solderable per J-STD-002
- Meet JESD 201 class 2 whisker test
- Polarity: As marked
- Weight: 0.09 g (approximately)

KEY PARAMETERS		
PARAMETER	VALUE	UNIT
$I_{F(AV)}$	2	A
$V_{RRM}$	50 - 600	V
$I_{FSM}$	50	A
$T_{JMAX}$	150	°C
Package	DO-214AA (SMB)	
Configuration	Single Die	



**DO-214AA (SMB)**

ABSOLUTE MAXIMUM RATINGS ( $T_A = 25^\circ\text{C}$ unless otherwise noted)										
PARAMETER	SYMBOL	ES2A	ES2B	ES2C	ES2D	ES2F	ES2G	ES2H	ES2J	UNIT
Marking code on the device		ES2A	ES2B	ES2C	ES2D	ES2F	ES2G	ES2H	ES2J	
Repetitive peak reverse voltage	$V_{RRM}$	50	100	150	200	300	400	500	600	V
Reverse voltage, total rms value	$V_{R(RMS)}$	30	70	105	140	210	280	350	420	V
Maximum DC blocking voltage	$V_{DC}$	50	100	150	200	300	400	500	600	V
Forward current	$I_{F(AV)}$	2								A
Surge peak forward current, 8.3 ms single half sine-wave superimposed on rated load per diode	$I_{FSM}$	50								A
Junction temperature	$T_J$	- 55 to +150								°C
Storage temperature	$T_{STG}$	- 55 to +150								°C

**THERMAL PERFORMANCE**

PARAMETER	SYMBOL	LIMIT	UNIT
Junction to Lead Thermal Resistance	$R_{\theta JL}$	20	°C/W
Junction to Ambient Thermal Resistance	$R_{\theta JA}$	75	°C/W

**ELECTRICAL SPECIFICATIONS** ( $T_A = 25^\circ\text{C}$  unless otherwise noted)

PARAMETER	CONDITIONS	SYMBOL	TYP	MAX	UNIT
Forward voltage per diode <sup>(1)</sup>	$I_F = 2\text{A}, T_J = 25^\circ\text{C}$	$V_F$	-	0.95	V
			-		V
			-		V
			-		V
			-	1.30	V
			-		V
			-	1.70	V
			-		V
Reverse current @ rated $V_R$ per diode <sup>(2)</sup>	$T_J = 25^\circ\text{C}$	$I_R$	-	10	$\mu\text{A}$
	$T_J = 125^\circ\text{C}$		-	350	$\mu\text{A}$
Junction capacitance	1 MHz, $V_R = 4.0\text{V}$	$C_J$	25	-	pF
				-	pF
				-	pF
				-	pF
			20	-	pF
				-	pF
				-	pF
				-	pF
Reverse recovery time	$I_F = 0.5\text{A}, I_R = 1.0\text{A}$ $I_{RR} = 0.25\text{A}$	$t_{rr}$	-	35	ns

**Notes:**

1. Pulse test with  $PW = 0.3\text{ ms}$
2. Pulse test with  $PW = 30\text{ ms}$

<b>ORDERING INFORMATION</b>					
<b>PART NO.</b>	<b>PART NO. SUFFIX</b>	<b>PACKING CODE</b>	<b>PACKING CODE SUFFIX(*)</b>	<b>PACKAGE</b>	<b>PACKING</b>
ES2x (Note 1)	H	R5	G	SMB	850 / 7" Plastic reel
		R4		SMB	3,000 / 13" Paper reel
		M4		SMB	3,000 / 13" Plastic reel

**Note:**

1. "x" defines voltage from 50V (ES2A) to 600V (ES2J)

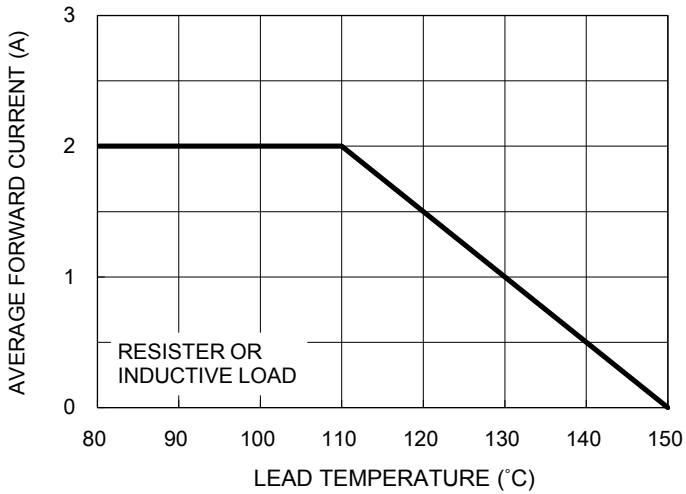
\*: Optional available

<b>EXAMPLE P/N</b>					
<b>EXAMPLE P/N</b>	<b>PART NO.</b>	<b>PART NO. SUFFIX</b>	<b>PACKING CODE</b>	<b>PACKING CODE SUFFIX</b>	<b>DESCRIPTION</b>
ES2JHR5G	ES2J	H	R5	G	AEC-Q101 qualified Green compound

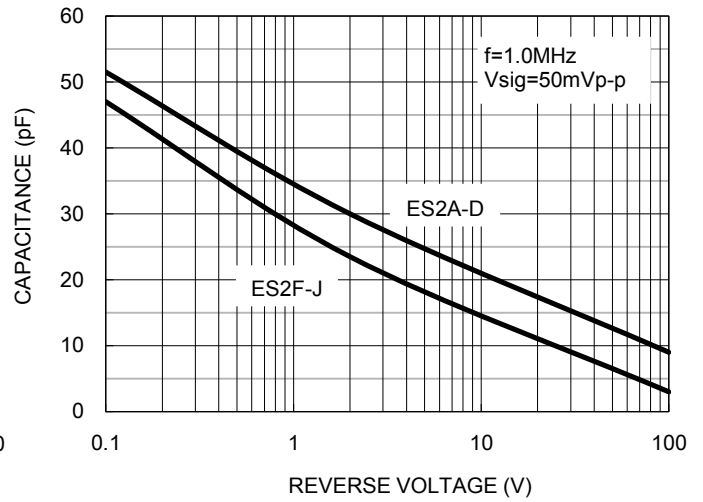
**CHARACTERISTICS CURVES**

( $T_A = 25^\circ\text{C}$  unless otherwise noted)

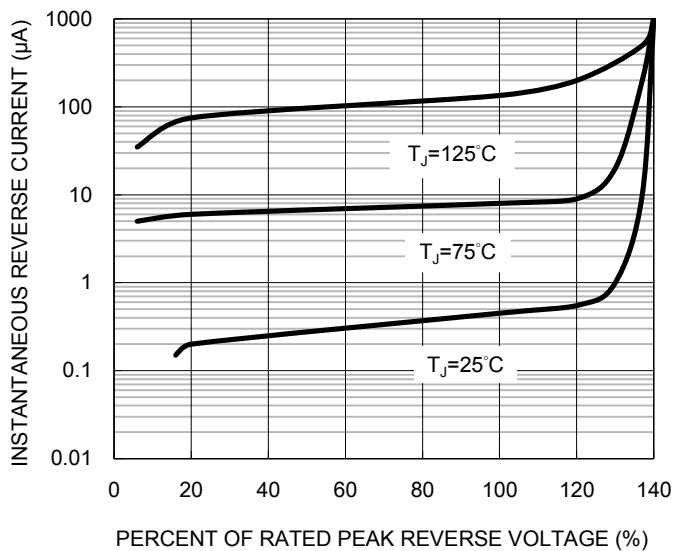
**Fig1. Forward Current Derating Curve**



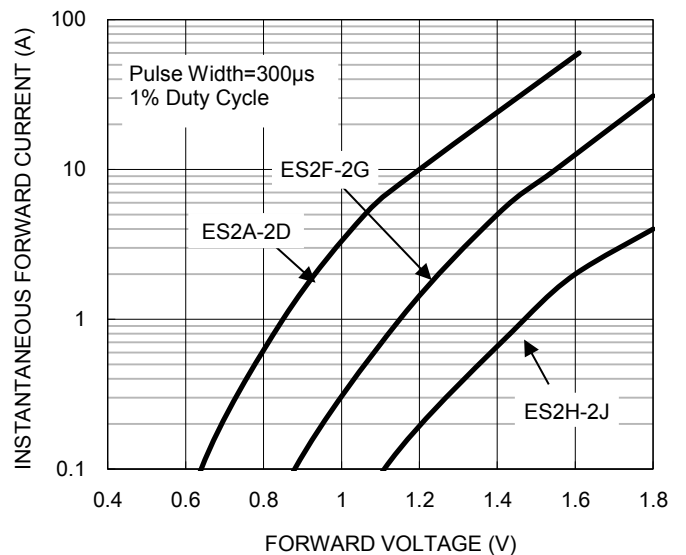
**Fig2. Typical Junction Capacitance**



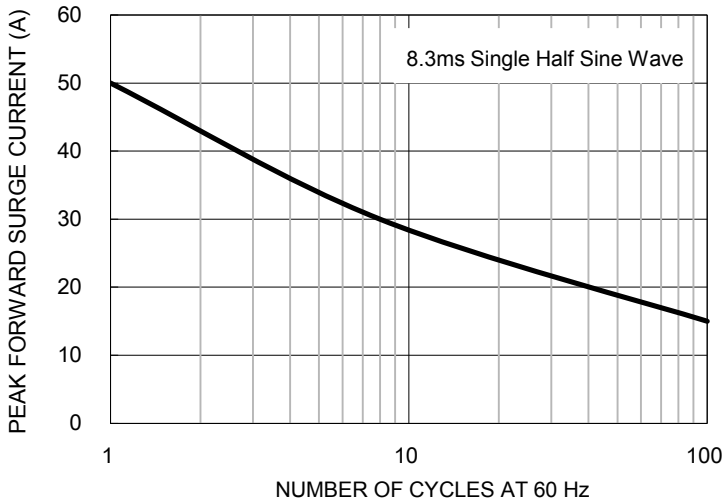
**Fig3. Typical Reverse Characteristics**



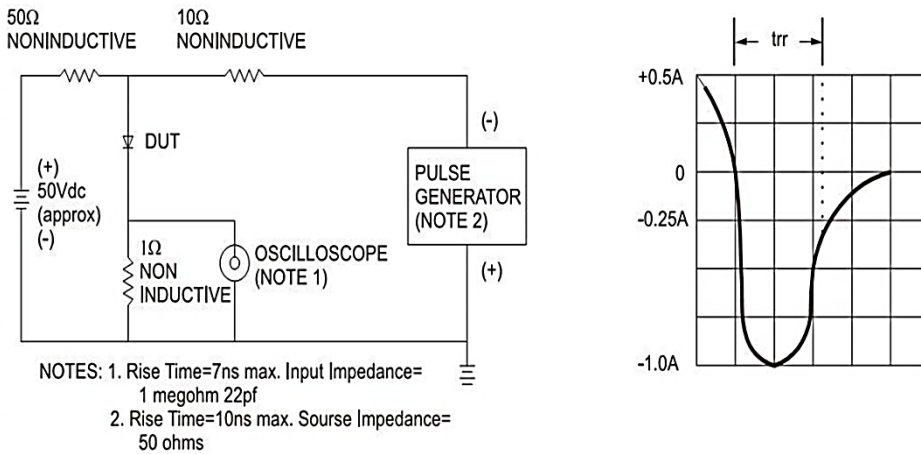
**Fig4. Typical Forward Characteristics**



**Fig5. Maximum Non-repetitive Forward Surge Current**



**Fig6. Reverse Recovery Time Characteristic And Test Circuit Diagram**



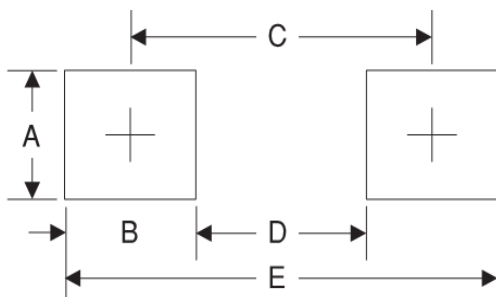
**PACKAGE OUTLINE DIMENSIONS**

DO-214AA (SMB)



DIM.	Unit (mm)		Unit (inch)	
	Min	Max	Min	Max
A	1.95	2.20	0.077	0.087
B	4.05	4.60	0.159	0.181
C	3.30	3.95	0.130	0.156
D	1.95	2.65	0.077	0.104
E	0.75	1.60	0.030	0.063
F	5.10	5.60	0.201	0.220
G	0.05	0.20	0.002	0.008
H	0.15	0.31	0.006	0.012

**SUGGESTED PAD LAYOUT**



Symbol	Unit (mm)	Unit (inch)
A	2.3	0.091
B	2.5	0.098
C	4.3	0.169
D	1.8	0.071
E	6.8	0.268

**MARKING DIAGRAM**



- P/N = Marking Code
- G = Green Compound
- YW = Date Code
- F = Factory Code

## Notice

Specifications of the products displayed herein are subject to change without notice. TSC or anyone on its behalf, assumes no responsibility or liability for any errors or inaccuracies.

Information contained herein is intended to provide a product description only. No license, express or implied, to any intellectual property rights is granted by this document. Except as provided in TSC's terms and conditions of sale for such products, TSC assumes no liability whatsoever, and disclaims any express or implied warranty, relating to sale and/or use of TSC products including liability or warranties relating to fitness for a particular purpose, merchantability, or infringement of any patent, copyright, or other intellectual property right.

The products shown herein are not designed for use in medical, life-saving, or life-sustaining applications. Customers using or selling these products for use in such applications do so at their own risk and agree to fully indemnify TSC for any damages resulting from such improper use or sale.

# Mouser Electronics

Authorized Distributor

Click to View Pricing, Inventory, Delivery & Lifecycle Information:

## Taiwan Semiconductor:

[ES2D](#) [ES2G](#) [ES2B](#) [ES2J](#) [ES2A](#) [ES2C](#) [ES2F](#) [ES2H](#) [ES2A R4](#) [ES2C R5](#) [ES2B R5](#) [ES2H R4](#) [ES2H R5](#) [ES2C R4](#) [ES2CHR5G](#) [ES2D R5G](#) [ES2D R4G](#) [ES2FHR5G](#) [ES2A R5](#) [ES2BHR5G](#) [ES2HHR5G](#) [ES2J R5G](#) [ES2FHR4G](#) [ES2G R4G](#) [ES2F R5G](#) [ES2J R4](#) [ES2BHR5](#) [ES2F R4](#) [ES2AHR5](#) [ES2H R4G](#) [ES2HHR5](#) [ES2G R4](#) [ES2JHR5G](#) [ES2A R4G](#) [ES2J R4G](#) [ES2A R5G](#) [ES2GHR4G](#) [ES2JHR5](#) [ES2JHR4G](#) [ES2GHR5G](#) [ES2AHR5G](#) [ES2DHR5](#) [ES2B R4G](#) [ES2G R5G](#) [ES2C R5G](#) [ES2H R5G](#) [ES2C R4G](#) [ES2CHR5](#) [ES2GHR5](#) [ES2BHR4G](#) [ES2D R4](#) [ES2FHR5](#) [ES2DHR5G](#) [ES2DHR4G](#) [ES2AHR4G](#) [ES2CHR4G](#) [ES2HHR4G](#) [ES2B R5G](#) [ES2F R4G](#) [ES2G R5](#) [ES2D R5](#) [ES2F R5](#) [ES2B R4](#) [ES2J R5](#) [ES2BHM4G](#) [ES2DHM4G](#) [ES2CHM4G](#) [ES2B M4G](#) [ES2D M4G](#) [ES2A M4G](#) [ES2GHM4G](#) [ES2C M4G](#) [ES2FHM4G](#) [ES2AHM4G](#) [ES2G M4G](#) [ES2F M4G](#) [ES2H M4G](#) [ES2HMM4G](#) [ES2J M4G](#) [ES2JHM4G](#)