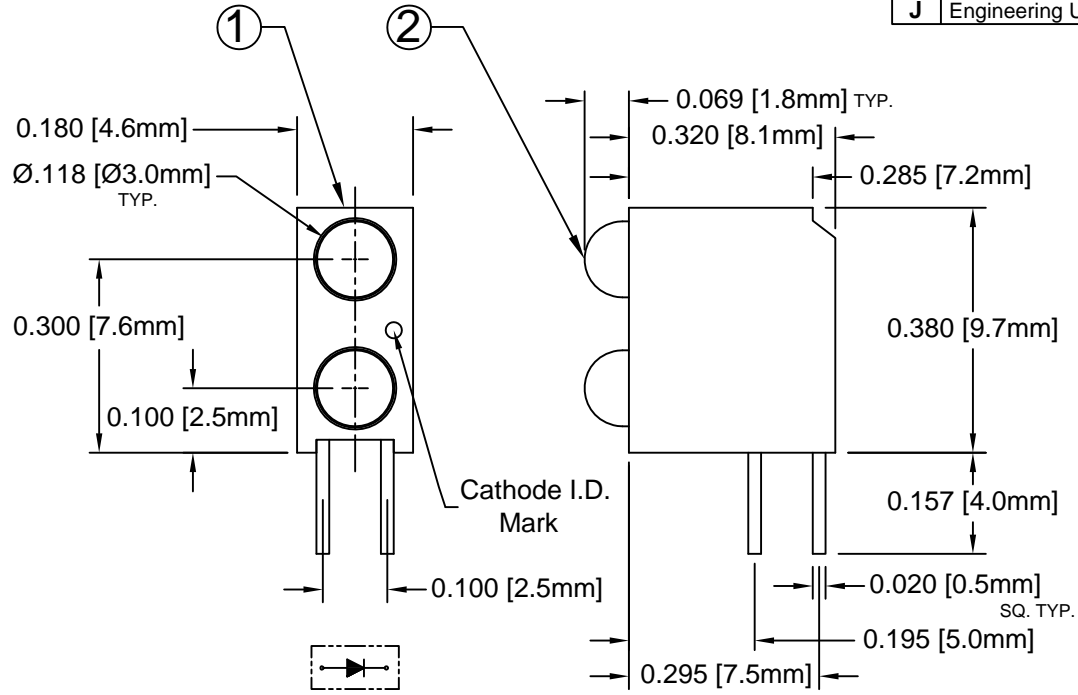


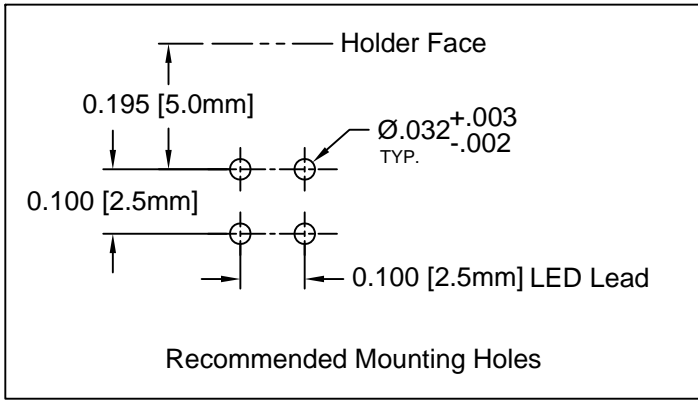
ITEM	Q'TY	PART NUMBER	PART DESCRIPTION
1	1	H-201C	T-1 (3mm) Bi-Level LED Holder, 90° Mount
2	2	3XX-S	T-1 (3mm) N-Flange Shouldered LED, See Page 2

REV.	DESCRIPTION	DATE	APPROVED
E	Removed H201CBCXX Specifications	01/25/08	M. C.
F	Updated Note and H201CAD Specs	04/28/08	M. C.
G	Updated Note and H201CRD5V Specs	05/20/08	M. C.
H	Added H201CGC Specs	11/18/08	T. Y.
J	Engineering Update w/o Changes	06/21/16	J. C.



Note: P/N Designation

H201CY X D X X
 Color of top LED -Use "X" if blank
 Color of bottom LED -Use "X" if blank
 - "L" Low Current LED
 - "5V" 5V LED
 - " " if Standard LED
 - If top and bottom are same LED, i.e. H201C_{YD}



ABSOLUTE MAXIMUM RATINGS (Ta=25° C)

REVERSE VOLTAGE	5V
REVERSE CURRENT	100µA
OPERATING TEMPERATURE RANGE	-25° C - 85° C
STORAGE TEMPERATURE	-30° C - 100° C
LEAD SOLDERING TEMPERATURE(1/16" FROM BODY)	260° C FOR 5 SECONDS

STANDARD TOLERANCE (UNLESS OTHERWISE SPECIFIED)	
DECIMALS	ANGULAR
.X ± .1	X° ± 1°
.XX ± .02	
.XXX ± .010	


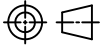


4 THOMAS, IRVINE, CA. 92618
 TEL: (949) 951-8808 FAX: (949) 951-3974

DESIGNED: T. Yin	DATE: 03/05/04	TITLE: T-1 (3MM) 90° BI-LEVEL LED ASSY	REVISION: J
CHECKED: D. Green	DATE: 03/05/04	PART NO: H201CXX	CAGE CODE : 32559 SHEET # 1 OF 2
CAD GENERATED DOCUMENT. DO NOT MEASURE DRAWING.			

REV.	DESCRIPTION	DATE	APPROVED
	SEE SHEET #1		

LED Assy. No.	Peak Wave Length λ_p (nm)	Emitted Color	Lens Appearance	Electro-Optical Data				Viewing Angle $2\theta \frac{1}{2}$ (Deg)	LED P/N
				If (mA)	Vf (V)		Iv (mcd)		
				TYP	TYP	MAX	TYP		
STANDARD				Data @ 20mA					
H201CBWD	430	BLUE	DIFFUSED	20	4.0	4.5	10	40	3BWD-S
H201CGD	568	GREEN	DIFFUSED	20	2.1	2.8	25	40	3GD-S
H201CGC	568	GREEN	WATER CLEAR	20	2.1	2.8	40	30	3GC-S
H201CYD	590	YELLOW	DIFFUSED	20	2.0	2.8	20	40	3YD-S
H201CHD	625	HE RED	DIFFUSED	20	2.0	2.8	30	40	3HD-S
H201CRD	700	RED	DIFFUSED	20	2.1	2.8	2	40	3RD-S
H201CSR	645	SUPER RED	DIFFUSED	20	1.7	2.4	40	40	3SRD-S
H201CAD	605	AMBER	DIFFUSED	20	2	2.8	25	40	3AD-S
LOW CURRENT				Data @ 2mA					
H201CGDL	568	GREEN	DIFFUSED	2	2.1	2.6	2	40	3GDL-S
H201CYDL	590	YELLOW	DIFFUSED	2	2.0	2.6	2	40	3YDL-S
H201CHDL	625	HE RED	DIFFUSED	2	2.0	2.6	3	40	3HDL-S
H201CRDL	700	RED	DIFFUSED	2	2.1	2.6	1	40	3RDL-S
5 VOLT				Data @ 5V					
H201CGD5V	568	GREEN	DIFFUSED	-	-	5.0	25	40	3GD5V-S
H201CYD5V	590	YELLOW	DIFFUSED	-	-	5.0	20	40	3YD5V-S
H201CHD5V	625	HE RED	DIFFUSED	-	-	5.0	30	40	3HD5V-S
H201CRD5V	700	RED	DIFFUSED	-	-	5.0	2	40	3RD5V-S

STANDARD TOLERANCE (UNLESS OTHERWISE SPECIFIED) $\pm 10\%$ ALL VALUES ANGULAR		 BIVAR [®] 4 THOMAS, IRVINE, CA. 92618 TEL: (949) 951-8808 FAX: (949) 951-3974	
			
DESIGNED: T. Yin	DATE: 03/05/04	PART NO: H201CXX	
CHECKED: D. Green	DATE: 03/05/04	REVISION: J	
		CAGE CODE : 32559 SHEET # 2 OF 2	
CAD GENERATED DOCUMENT. DO NOT MEASURE DRAWING.			

Mouser Electronics

Authorized Distributor

Click to View Pricing, Inventory, Delivery & Lifecycle Information:

[BIVAR:](#)

[H201CYDL](#) [H201CGD5V](#) [H201CGDL](#) [H201CGD](#) [H201CGYDL](#) [H201CRGD](#) [H201CHGD](#)