

P/N LEGEND

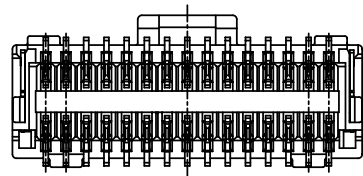
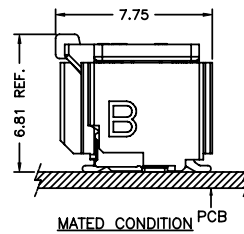
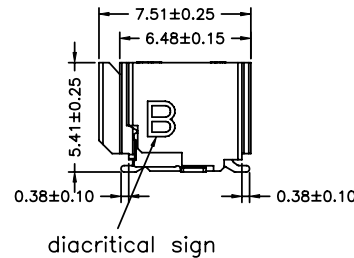
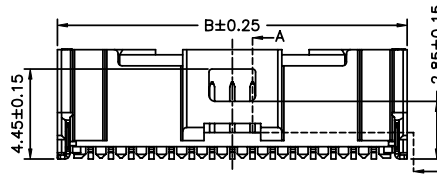
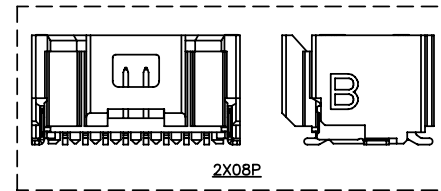
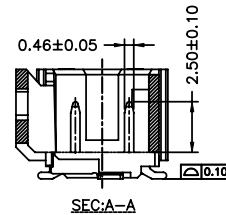
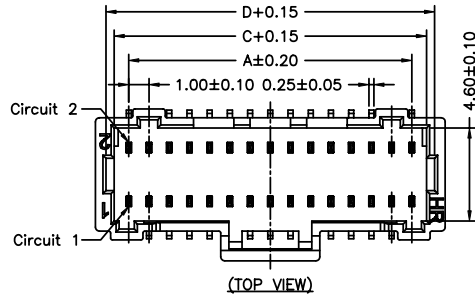
A1014	WVB-S	-2XNP	N	L	N	GA	T	00	L
①	②	③	④	⑤	⑥	⑦	⑧	⑨	⑩

① Series No.
 ② Connector type: WVB=Vertical B Type
 ③ Mounting type: S=SMT
 ④ No. of circuits
 ⑤ N=Halogen Free
 ⑥ Material: L=LCP,V0
 ⑦ Color: N=Natural(Beige)
 ⑧ Plating code for contacts: GA=Gold-plated 4u"
 ⑨ Plating code for solder tabs:
 T=Matte Tin-plated
 ⑩ Option code: 00=Standard
 ⑪ Packing code: L=Tape & Reel(With Cap)

SPECIFICATIONS

Current Rating: 0.8A AC,DC
 Voltage Rating: 50V AC,DC
 Temperature Range: -25°C ~ +85°C
 Contact Resistance: 20mΩ Max.
 Insulation Resistance: 100MΩ Min.
 Withstanding Voltage: 250V AC/minute
 Pin Material: Phosphor Bronze
 Solder Tabs: Brass
 Cap: Nylon 6T,UL94V-0,Natural(Beige)

Circuit No.	Dimensions			
	A	B	C	D
2X08P	7.00	10.30	8.45	9.25
2X10P	9.00	12.30	10.45	11.25
2X15P	14.00	17.30	15.45	16.25
2X16P	15.00	18.30	16.45	17.25
2X20P	19.00	22.30	20.45	21.25
2X25P	24.00	27.30	25.45	26.25



燦達電子工業股份有限公司
 JOINT TECH ELECTRONIC IND. CO., LTD.

UNIT	SCALE	SHEET	TITLE:	
mm	1 : 1	1 of 2	1.00mm PITCH 180° WAFER-SMT TYPE	
DRAWN BY	APPROVED BY			
陳錦展 2012.07.04	陳彥兆 2012.07.04			
GENERAL TOLERANCE			DRAW NO. : A1014WVB-S-2XNPXXXXXXX	
A0	NEW RELEASE	2012.07.04		陳錦展
REV.	DESCRIPTION	DATE	NAME	REV. A0

X. X±0.25	ANGLE±
X. XX±0.15	
X. XXX±0.05	