


790-024P
Crimp Terminated Cable Receptacle Connector,
Pin Contacts
How To Order



790-024P Cable Receptacles

PIN CONTACTS WITH CRIMP TERMINATION



Rugged, lightweight 790-024P connectors feature machined aluminum shells, fluorosilicone face seals and wire grommets for environmental protection. Contacts are rear-release snap-in crimp type. Connectors are supplied with crimp contacts packaged separately. Size #23 signal pins accept up to #22 AWG wire. Size #16 contacts accept #16-18 AWG wire. Size #12 contacts accept #12-14 AWG wire. Size 12 and 16 cavities also accept coaxial contacts purchased separately. Connector shell features a groove for attachment of a low-profile EMI backshell adapter 799-015, ordered separately.

HOW TO ORDER

Sample Part Number

790-024P

C-13

M

P

Base Part Number

Shell Size - Insert Arrangements

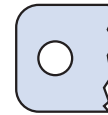
Shell Finish

Hardware Option

790-024P
 Cable Receptacle with Pin Contacts

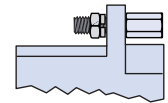
See Table 1 for Available Insert Arrangements.

M
 Electroless Nickel
general purpose applications



N

Thru-Hole
 No Hardware



P

Female Jackpost

To order a connector without size #16 or #12 power pins, substitute "W" instead of "P" in the insert arrangement.

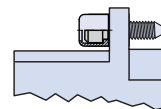
Example:

36P2 is supplied with 2 power pins.

36W2 is supplied less the power pins.

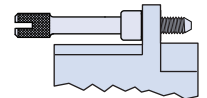
See Section B for coaxial contacts purchased separately.

MT
 Nickel-PTFE
 1000 Hour Grey™
maximum corrosion protection and durability (non-reflective grey)



L

Low-Profile Captivated Jackscrew, Hex Head

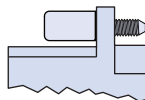


K

Slot-Head Extended Jackscrew

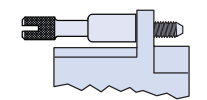
ZNU
 Zinc-Nickel with Black Chromate
tactical applications (non-reflective black)

Additional shell finishes are listed on page C-9.



S

Low-Profile Captivated Screwlock, Hex Head



T

Slot-Head Extended Captivated Screwlock


SPECIFICATIONS

Current Rating	#23 5 AMPS, #16 13 A., #12 23 A.
Dielectric Withstanding Voltage	#23 500 VAC RMS, #12 and #16 1800 VAC RMS
Insulation Resistance	5000 megohms minimum
Operating Temperature	-65° C. to +150° C.
Shock	300 g.
Vibration	37 g.

MATERIALS AND FINISHES

Shell	Aluminum alloy
Contacts	Copper alloy, 50 microinches gold plated
Insulators	Liquid crystal polymer (LCP)
Retention Clips	Beryllium copper alloy
Interfacial Seal, Grommet	Fluorosilicone rubber
Hardware	300 series stainless steel

Dimensions in Inches (millimeters) are subject to change without notice.



790-024P Crimp Terminated Cable Receptacle Connector, Pin Contacts How To Order

Table Contact Arrangements

Layout	Contact Quantity			Face View
	#23	#16	#12	
A-5	5			
B-2P2		2		
B-9	9			
C-13	13			
D-15	15			
D-3P3		3		
D-7P2	5	2		
E-11P2	9	2		
E-19	19			
E-7P3	4	3		
F-15P2	13	2		
F-23	23			
F-5P5		5		
G-33	33			
H-10P4	6		4	
H-29P7	22		7	
H-36P2	34		2	
H-54P2	52		2	
H-5P5			5	
H-66	66			
J-17P4	13		4	
J-25P2	23		2	
J-33	33			
J-7P7			7	
K-27P4	23		4	
K-35P2	33		2	
K-43	43			
K-9P9			9	
L-6P6			6	
L-78	78			
M-102	102			

CROSS-SECTIONAL VIEW OF 790-024P

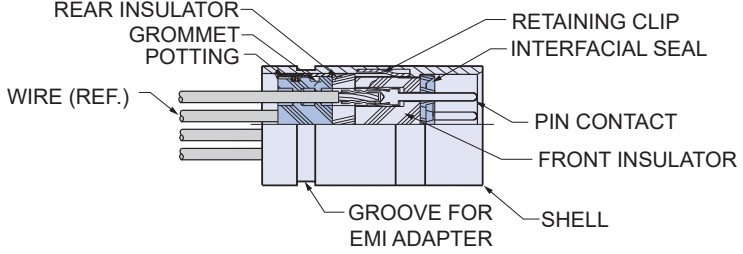

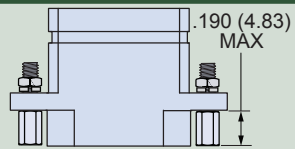
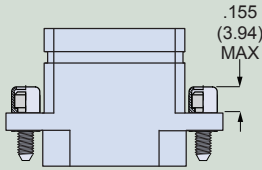
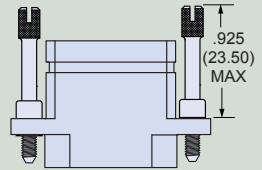
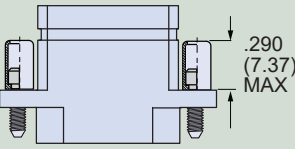
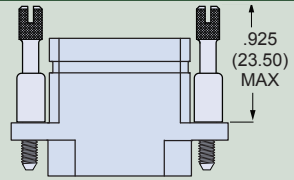


TABLE 2: HARDWARE OPTION

 <p>N No Mating Hardware</p> <p>Connector is supplied with thru-holes. Shell size M have .171" (4.34) diameter, shell sizes H and L are .148" (3.76) diameter, other shell sizes are .092" (2.34) diameter. For loose hardware kits please consult the factory.</p>	 <p>P Jackposts</p> <p>Connector is supplied with removable jackposts. Shell size M have 6-32 UNC-2B thread, shell sizes H and L have #4-40 UNC thread, other sizes have #2-56 thread. Stainless steel.</p> <p>.190 (4.83) MAX</p>
 <p>L Hex Head Jackscrews</p> <p>Connector is supplied with stainless steel non-removable low profile jackscrews. Shell size M have 6-32 UNC-2B thread, shell sizes H and L have #4-40 UNC thread, other sizes have #2-56 thread.</p> <p>.155 (3.94) MAX</p>	 <p>K Extended Jackscrews</p> <p>Connector is supplied with stainless steel slot head non-removable jackscrews. Shell size M have 6-32 UNC-2B thread, shell sizes H and L have #4-40 UNC thread, other sizes have #2-56 thread.</p> <p>.925 (23.50) MAX</p>
 <p>S Hex Head Screwlocks</p> <p>Connector is supplied with stainless steel non-removable low profile screwlocks. Shell size M have 6-32 UNC-2B thread, shell sizes H and L have #4-40 UNC thread, other sizes have #2-56 thread. Screwlocks allow the connector to be mated before the screws are fastened.</p> <p>.290 (7.37) MAX</p>	 <p>T Extended Screwlocks</p> <p>Connector is supplied with stainless steel non-removable slot head screwlocks. Shell size M have 6-32 UNC-2B thread, shell sizes H and L have #4-40 UNC thread, other sizes have #2-56 thread. Screwlocks allow the connector to be mated before the screws are fastened.</p> <p>.925 (23.50) MAX</p>

Dimensions in Inches (millimeters) are subject to change without notice.

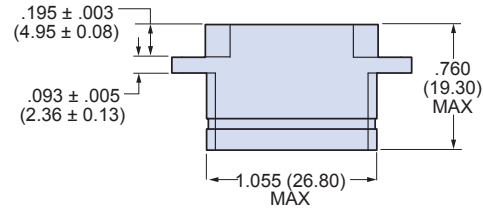
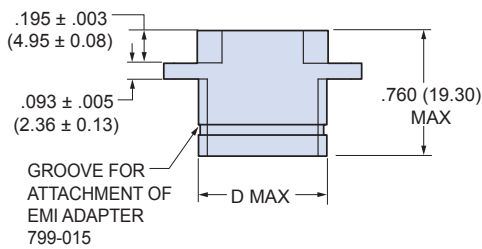
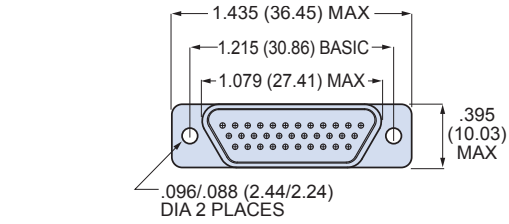
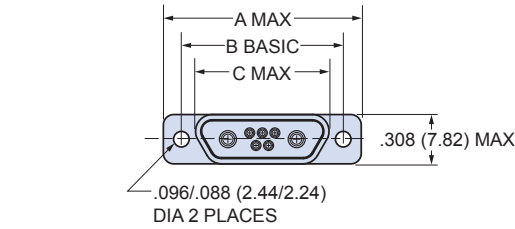
790-024P
Crimp Terminated Cable Receptacle Connector,
Pin Contacts
Dimensions



Series 79
 Cable
 Connectors


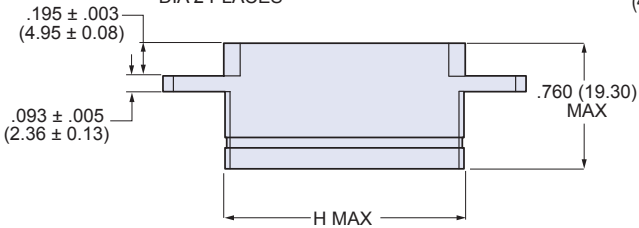
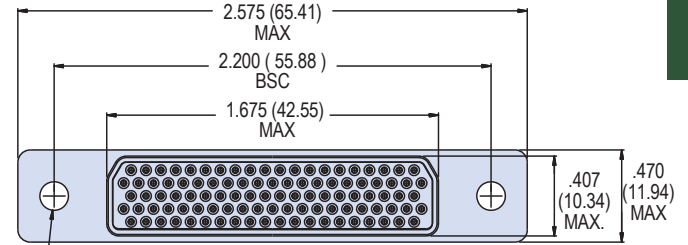
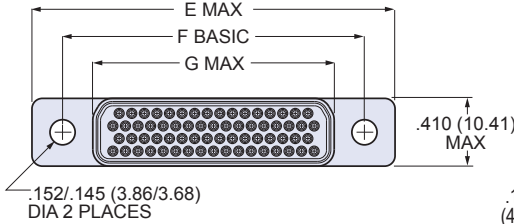
790-024P Cable Receptacle Dimensions

CRIMP TERMINATION



SHELL SIZE G

SHELL SIZES A, B, C, D, E, F, J, K



SHELL SIZE H AND L

SHELL SIZE M

790-024P DIMENSIONS																
Shell Size	A Max.		B Basic		C Max.		D Max.		E Max.		F Basic		G Max.		H Max.	
	In.	mm.	In.	mm.	In.	mm.	In.	mm.	In.	mm.	In.	mm.	In.	mm.	In.	mm.
A	.785	19.94	.565	14.35	.400	10.16	.390	9.91	—	—	—	—	—	—	—	—
B	.935	23.75	.715	18.16	.551	14.00	.540	13.72	—	—	—	—	—	—	—	—
C	1.085	27.65	.865	21.97	.701	17.81	.690	17.53	—	—	—	—	—	—	—	—
D	1.185	30.10	.965	24.51	.801	20.35	.790	20.07	—	—	—	—	—	—	—	—
E	1.335	33.91	1.115	28.32	.951	24.16	.940	23.88	—	—	—	—	—	—	—	—
F	1.485	37.72	1.265	32.13	1.101	27.96	1.090	27.69	—	—	—	—	—	—	—	—
H	—	—	—	—	—	—	—	—	2.175	55.25	1.800	45.72	1.450	36.83	1.440	36.58
J	1.845	46.86	1.615	41.02	1.460	37.08	1.450	36.83	—	—	—	—	—	—	—	—
K	2.240	56.90	2.015	51.18	1.860	47.24	1.840	46.74	—	—	—	—	—	—	—	—
L	—	—	—	—	—	—	—	—	2.420	61.47	2.036	51.71	1.686	42.82	1.675	42.55

Dimensions in Inches (millimeters) are subject to change without notice.

Mouser Electronics

Authorized Distributor

Click to View Pricing, Inventory, Delivery & Lifecycle Information:

Glenair:

[790-024PA-5MTL](#) [790-024PB-2P2MS](#) [790-024PB-9MTT](#) [790-024PD-15ML](#) [790-024PD-3P3MTT](#) [790-024PD-7P2ZNUT](#) [790-024PF-5P5ML](#) [790-024PG-33ML](#) [790-024PH-66ML](#) [790-024PJ-17P4MN](#) [790-024PJ-17P4MS](#) [790-024PJ-33ML](#) [790-024PJ-7P7MS](#) [790-024PA-5ML](#) [790-024PA-5MN](#) [790-024PA-5MP](#) [790-024PB-9ML](#) [790-024PB-9MN](#) [790-024PD-15MN](#) [790-024PH-66MS](#) [790-024PH-66MTP](#) [790-024PJ-25P2MP](#) [790-024PJ-33MS](#) [790-024PJ-7P7ML](#) [790-024PK-9P9ML](#) [790-024PD-3P3EK](#) [790-024PH-66MTL](#) [790-024PK-43MS](#) [790-024PC-13MT](#) [790-024PJ-33MTP](#) [790-024PG-33MT](#) [790-024PK-9W9MN](#)