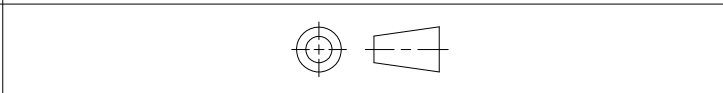


DRAWN N.TABAKOVIC	APPROVAL L. BENNETT	DATE 10-24-06	SCALE 1:1
----------------------	------------------------	------------------	--------------

CUSTOMER
TE_CONNECTIVITY_STANDARD

TOLERANCE UNLESS SPECIFIED OTHERWISE	0.X 0.XX 0.XXX ANGLES	= = = =	+/- +/- +/- +/-
---	--------------------------------	------------------	--------------------------



DO NOT SCALE THIS DRAWING

CHANGES			
REV.	DATE	CO	APP.
B1	29MAR11	REVISED PERECO-11-005139	RK/HMR

ELECTRICAL CHARACTERISTICS: (ALL DATA APPLIES @ 23°C UNLESS OTHERWISE SPECIFIED)

COIL DATA:

NOMINAL VOLTAGE: 12 VDC
 OPERATE VOLTAGE: 7.8 VDC MAXIMUM
 RELEASE VOLTAGE: 1.2 VDC MINIMUM
 COIL RESISTANCE: 90 OHMS +/- 10%
 OPERATE TIME: 8 mSEC. MAXIMUM EXCLUDING BOUNCE
 RELEASE TIME: 5 mSEC. MAXIMUM EXCLUDING BOUNCE
 TEMPERATURE RANGE: OPERATING -40°C TO +85°C

CONTACT DATA: (CONTACT DATA IS FORMATTED N.O./N.C.)

CONTACT ARRANGEMENT: 1 FORM C (SPDT)
 CONTACT MATERIAL: AgSn0 (SILVER TIN-OXIDE)
 CONTACT MILLIVOLT DROP: 200mv @ 35A ON N.O. CONTACTS (AFTER SWITCHING)
 250mv @ 20A ON N.C. CONTACTS (AFTER SWITCHING)
 MAXIMUM MAKE CURRENT: 90A/30A (LAMP) @ 16 VDC
 MAXIMUM BREAK CURRENT: 40A/30A @ 16 VDC RESISTIVE
 MAXIMUM CONTINUOUS CURRENT: 40A/30A @ 23°C , 35A/20A @ 85°C
 INITIAL BREAKDOWN CURRENT 500V RMS CONTACTS TO COIL

EXPECTED LIFE: 100,000 OPERATIONS, 40 A, 14 VDC RESISTIVE ON NORMALLY OPEN CONTACT

MECHANICAL CHARACTERISTICS:

EXPECTED LIFE: 10 MILLION OPERATIONS, NO CONTACT LOAD
 TERMINALS PLATED BRASS
 ENCLOSURE: DUST COVER



TE Connectivity

CUSTOMER DATA

PART NO.

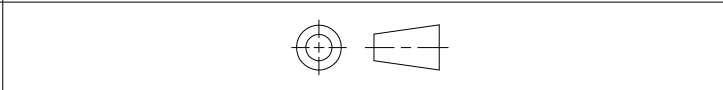
1432868-1

SHT. 2
OF 2

DRAWN N.TABAKOVIC	APPROVAL L.BENNETT	DATE 10-24-06	SCALE 1:1
----------------------	-----------------------	------------------	--------------

CUSTOMER
TE_CONNECTIVITY_STANDARD

TOLERANCE UNLESS SPECIFIED OTHERWISE	0.X = +/-	0.XX = +/-	0.XXX = +/-	ANGLES = +/-
---	-----------	------------	-------------	--------------

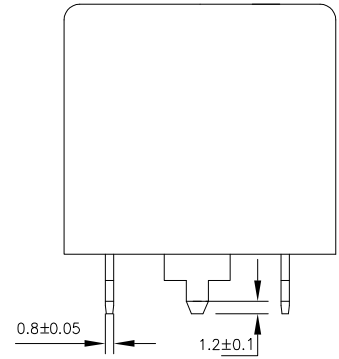
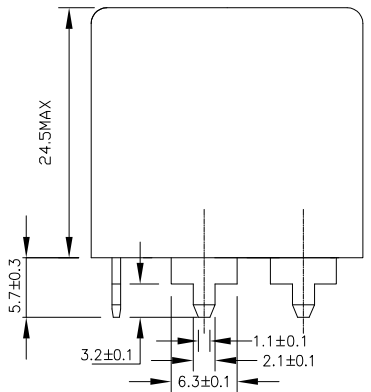


DO NOT SCALE THIS DRAWING

REV B1

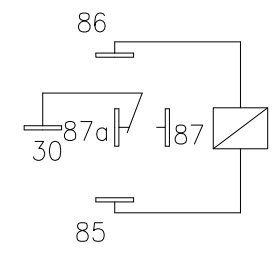
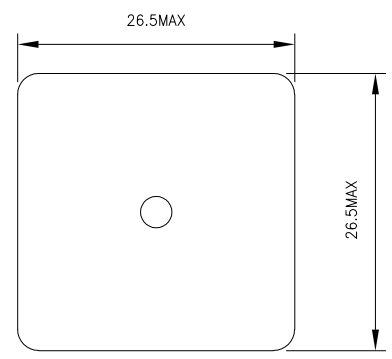
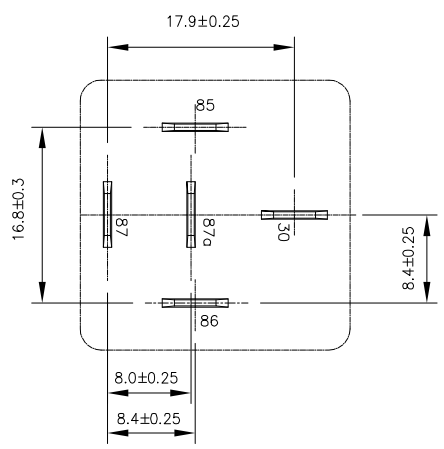
MILLIMETERS

MARKING TO INCLUDE:
 TYCO ELECTRONICS NAME, TE CONNECTIVITY PART NUMBER, SCHEMATIC,
 COIL VOLTAGE, COUNTRY OF ORIGIN, AND DATE CODE



* TERMINAL LOCATIONS
 APPLY AT THE BASE
 OF THE TERMINALS

↑ K
 K ASPECT



SCHEMATIC DRAWING
 (BOTTOM VIEW)