

PCB terminal block - MKDSN 2,5/ 3 HT BK - 1985933

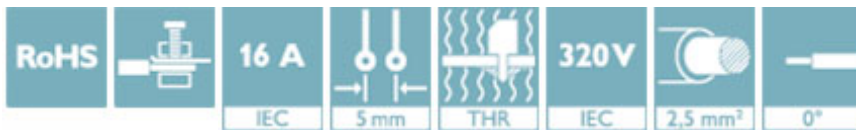
Please be informed that the data shown in this PDF Document is generated from our Online Catalog. Please find the complete data in the user's documentation. Our General Terms of Use for Downloads are valid (<http://phoenixcontact.com/download>)




PCB terminal block, Nominal current: 16 A, Nom. voltage: 320 V, Pitch: 5 mm, Number of positions: 3, Connection method: Screw connection with tension sleeve, Mounting: THR soldering, Conductor/PCB connection direction: 0 °, Color: black, This article can be soldered in the reflow furnace together with SMD components.

Why buy this product

- ✓ Well-known connection principle allows worldwide use
- ✓ Low temperature rise, thanks to maximum contact force
- ✓ Allows connection of two conductors
- ✓ Extremely small design for the respective conductor cross section
- ✓ Designed for integration into the SMT soldering process
- ✓ Integrated protective guide prevents incorrect insertion of the conductor underneath the tension sleeve
- ✓ The latching on the side enables various numbers of positions to be combined



Key Commercial Data

Packing unit	50 STK
Minimum order quantity	50 STK
GTIN	 4 017918 929336
GTIN	4017918929336
Weight per Piece (excluding packing)	6.090 g
Custom tariff number	85369010
Country of origin	Germany

Technical data

Dimensions

Length	9.5 mm
Pitch	5 mm
Dimension a	10.00 mm
Width	15.00 mm
Constructional height	15 mm

PCB terminal block - MKDSN 2,5/ 3 HT BK - 1985933

Technical data

Dimensions

Height	18.5 mm
Solder pin [P]	3.5 mm
Pin dimensions	0,8 x 0,9 mm
Pin spacing	5.00 mm
Hole diameter	1.3 mm

General

Range of articles	MKDSN 2,5/...-HT
Insulating material group	IIIa
Rated surge voltage (III/3)	4 kV
Rated surge voltage (III/2)	4 kV
Rated surge voltage (II/2)	4 kV
Rated voltage (III/3)	200 V
Rated voltage (III/2)	320 V
Rated voltage (II/2)	630 V
Connection in acc. with standard	EN-VDE
Nominal current I_N	16 A
Nominal cross section	2.5 mm ²
Maximum load current	16 A (with a 2.5 mm ² conductor cross section)
Insulating material	PA
Solder pin surface	Sn
Flammability rating according to UL 94	V0
Internal cylindrical gage	A3
Stripping length	6.5 mm
Number of positions	3
Screw thread	M3
Tightening torque, min	0.5 Nm
Tightening torque max	0.6 Nm

Connection data

Conductor cross section solid min.	0.2 mm ²
Conductor cross section solid max.	2.5 mm ²
Conductor cross section flexible min.	0.2 mm ²
Conductor cross section flexible max.	2.5 mm ²
Conductor cross section flexible, with ferrule without plastic sleeve min.	0.25 mm ²
Conductor cross section flexible, with ferrule without plastic sleeve max.	2.5 mm ²
Conductor cross section flexible, with ferrule with plastic sleeve min.	0.25 mm ²
Conductor cross section flexible, with ferrule with plastic sleeve max.	2.5 mm ²
Conductor cross section AWG min.	24
Conductor cross section AWG max.	14
2 conductors with same cross section, solid min.	0.2 mm ²
2 conductors with same cross section, solid max.	0.75 mm ²

PCB terminal block - MKDSN 2,5/ 3 HT BK - 1985933

Technical data

Connection data

2 conductors with same cross section, stranded min.	0.2 mm ²
2 conductors with same cross section, stranded max.	0.75 mm ²
2 conductors with same cross section, stranded, ferrules without plastic sleeve, min.	0.25 mm ²
2 conductors with same cross section, stranded, ferrules without plastic sleeve, max.	0.75 mm ²
2 conductors with same cross section, stranded, TWIN ferrules with plastic sleeve, min.	0.5 mm ²
2 conductors with same cross section, stranded, TWIN ferrules with plastic sleeve, max.	1.5 mm ²

Standards and Regulations

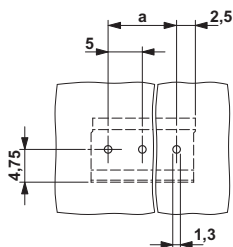
Connection in acc. with standard	EN-VDE
	CUL
Flammability rating according to UL 94	V0

Environmental Product Compliance

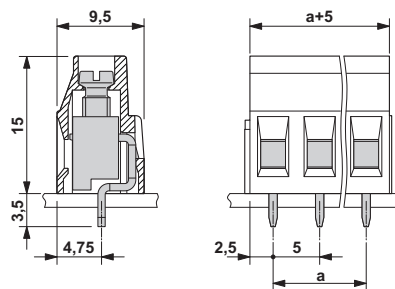
China RoHS	Environmentally Friendly Use Period = 50
	For details about hazardous substances go to tab "Downloads", Category "Manufacturer's declaration"

Drawings

Drilling diagram



Dimensional drawing



Approvals

Approvals

Approvals

SEV / CCA / IECCE CB Scheme / EAC / cULus Recognized / CCA / IECCE CB Scheme

Ex Approvals

Approval details

PCB terminal block - MKDSN 2,5/ 3 HT BK - 1985933

Approvals

SEV		https://www.electrosuisse.ch/en/meta/shop/product-certificates.html	IK-3542-M1
mm ² /AWG/kcmil	2.5		
Nominal current IN	24 A		
Nominal voltage UN	250 V		

CCA	IK-2722
-----	---------

IECEE CB Scheme		http://www.iecee.org/	CH-8225
-----------------	--	---	---------

EAC		B.01742
-----	--	---------

cULus Recognized		http://database.ul.com/cgi-bin/XYV/template/LISEXT/1FRAME/index.htm	E60425-19770427
		B	D
mm ² /AWG/kcmil	30-12		30-12
Nominal current IN	20 A		10 A
Nominal voltage UN	300 V		300 V

CCA	IK-2722
mm ² /AWG/kcmil	2.5
Nominal current IN	24 A
Nominal voltage UN	250 V

IECEE CB Scheme		http://www.iecee.org/	CH-8225
mm ² /AWG/kcmil	2.5		
Nominal current IN	24 A		
Nominal voltage UN	250 V		