



ENGLISH

M12 Connectivity

4 Port Distribution Box - 4 x M12, 5 pole (2 signals per port) with removable cap for self-wire home run cable

Stock No. 174-7830

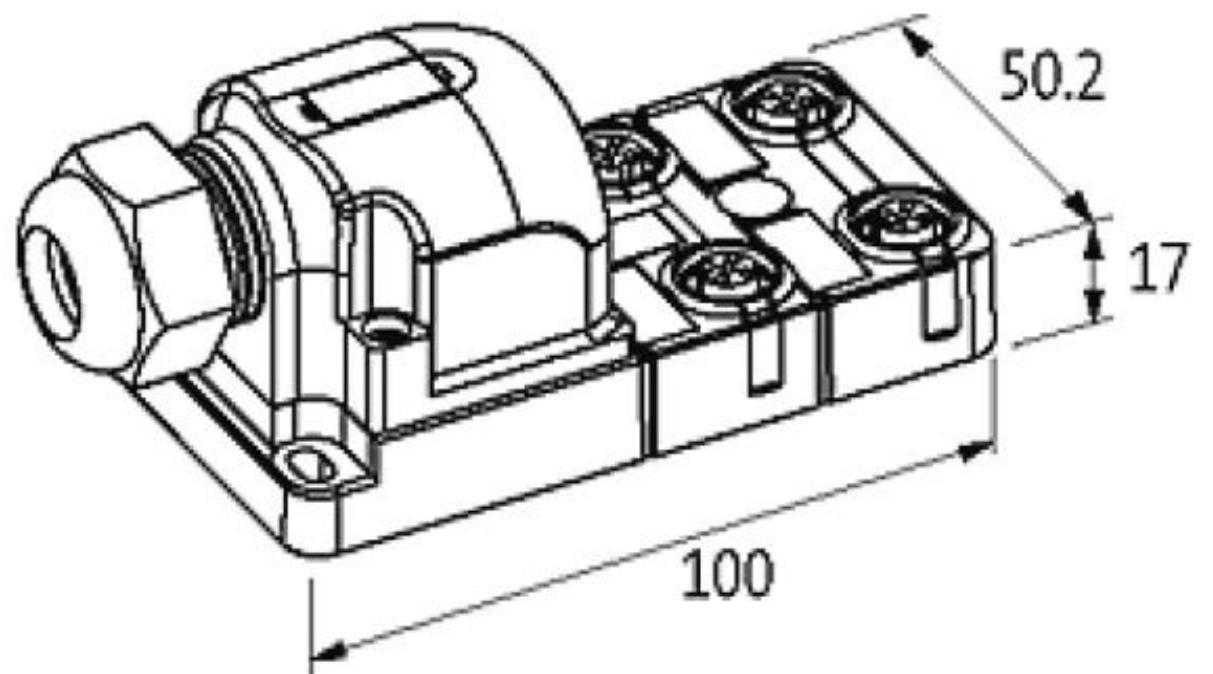
Primary Features

LED indication for easy diagnostics

IP65, IP67 when leads inserted and tightened

Removable home run lead cap for easy installation and maintenance

UL and CSA approved



File No. E201820

IND. CONT. EQ 54PM

Use Class 2 Source Only

For use in NFPA 79 Applications only

Adapters providing field wiring means are available from the manufacturer.

Refer to manufacturers information.

Maximum surrounding air temperature rating: 40 °C

Standard(s) for Safety:

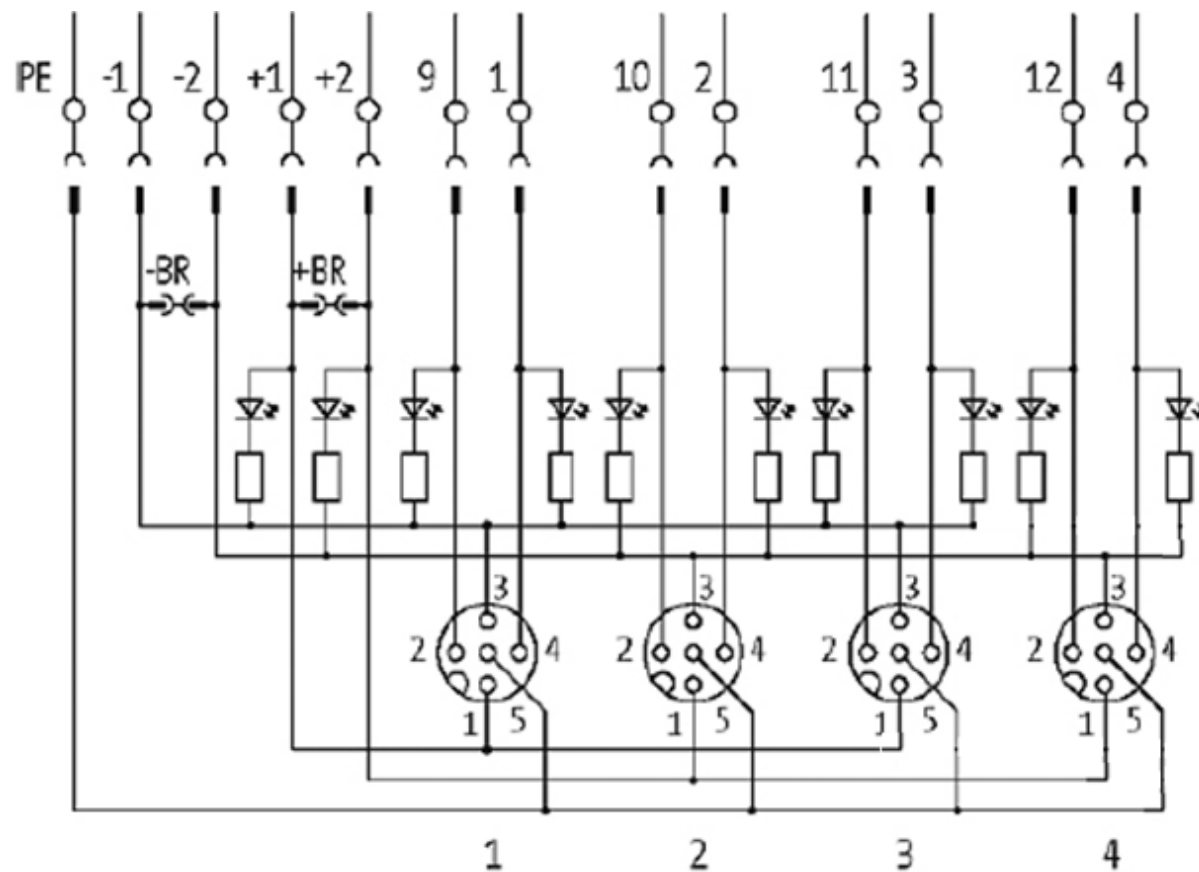
UL 508-Industrial Control Equipment

CSA C22.2 No. 142-M1987-Process Control Equipment

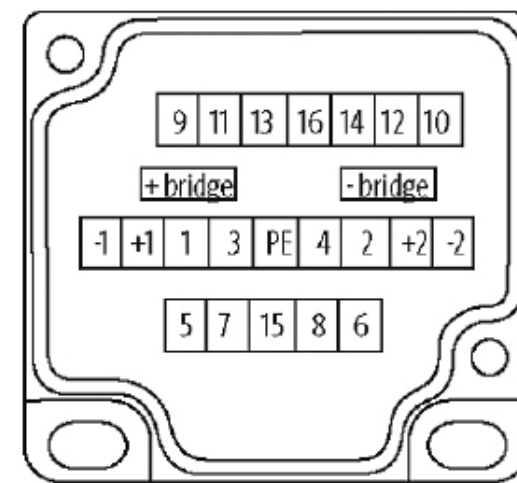
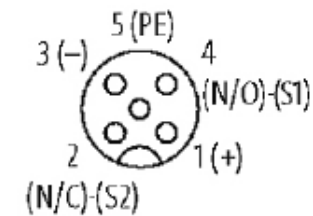


Wiring Schematic

174-7830



M12 Females 5-pole



for 2 signals per port

Contact Layout

PIN 1	(+)
PIN 2	(NC)/(S2)
PIN 3	(-)
PIN 4	(NO)/(S1)
PIN 5	(Earth)
LED display	LED (green): Power / LED (yellow): (S1/S2)

Technical Data

Operating voltage	24 V DC
Signal per port	2
Operating current per contact	max. 4 A
Connection	Spring clamp plug-in terminals: max. 1.5 mm ² (AWG 16)
Total current	max. 2 × 8 A
Housing	Plastic, flame retardant
Protection	IP67 inserted and tightened (EN 60529)
Locking of ports	Screw thread M12 × 1 mm
Temperature range	-20...+80 °C
Dimensions H × W × D	100×50.2×17 mm