

# NH DIN Dual Indication Fuse Links

## Class gG/gL, 500Vac, 2 to 1250 Amps, Sizes 000 to 4

NH



### Standards/Approvals

- IEC 60269, VDE 0636, DIN 43620 Part 1 and 3

### Description

A square bodied range of industrial fuse links for a wide variety of applications.

### Packaging

All fuse links are packed in 3's, except size 4 packed individually.

### Technical Data

- Size: 000 to 4
- Rated voltage: 500Vac/250Vdc
- Amps: 2 to 1250A
- Rated breaking capacity: 120kA
- Operating frequency: 45-62Hz
- Design - Steatite insulator
  - Corrosion-resistant aluminium end plates
  - Corrosion-resistant plated steel screws
- Contact blade: Full contact silver plated brass blades

### Environmental

- 100% recyclable (including packaging)
- RoHS compliant
- Cadmium and lead free for sizes 000 to 4

### Features

- Reliable dual indicator system
- Available with or without insulated metal gripping lugs

### Catalogue Symbol

- With metal gripping lugs: (amp)NHG(Size)B
- With insulated metal gripping lugs: (amp)NHG(Size)BI

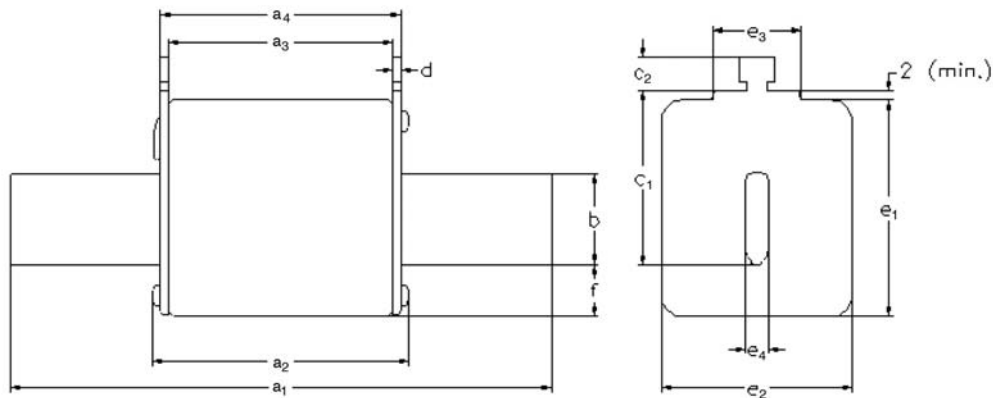
### Operation Class: gG/gL

### Fuse Holders

- Fuse bases: SB\*-D single-pole, TB\*-D three-pole
- Fuse rails - vertical: BFR
- Fuse switch disconnectors vertical: BFD
- Fuse switch disconnectors horizontal: BFH

\* Select required size of fuse base

### Dimensions - mm



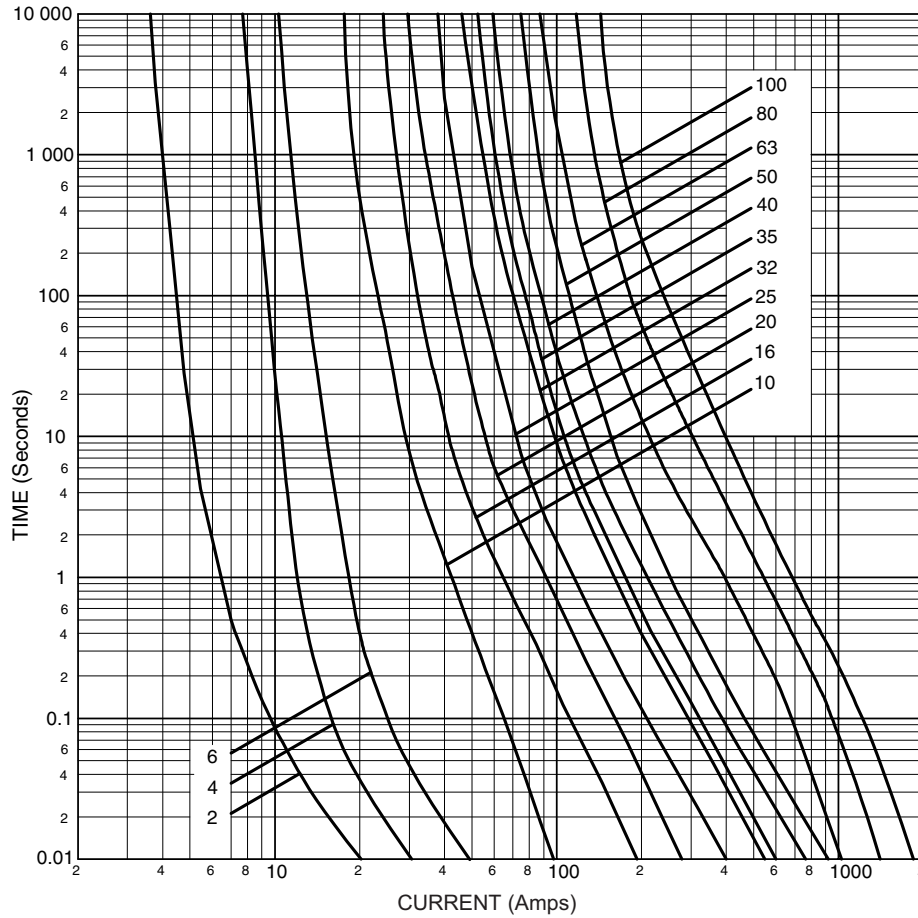
Size	a <sub>1</sub>	a <sub>2</sub> (max)	a <sub>3</sub>	a <sub>4</sub>	b	c <sub>1</sub>	c <sub>2</sub>	d	e <sub>1</sub> (max)	e <sub>2</sub> (max)	e <sub>3</sub> (max)	e <sub>4</sub>	f (max)
000	78.5±1.5	54	45±1.5	49±1.5	15	35	10	2±0.5	41	21	16	6	8
00	78.5±1.5	54	45±1.5	49±1.5	15	35	11	2±0.5	48	30	25	6	15
0	125±2.5	68	62 <sup>+3/-1.5</sup>	68 <sup>+1.5/-3</sup>	15	35	11	2.5±0.5	48	30	25	6	15
01	135±2.5	75	62±2.5	68±2.5	15	40	11	2.5±0.5	48	30	25	6	15
1	135±2.5	75	62±2.5	68±2.5	20	40	11	2.5±0.5	53	52	25	6	15
02	150±2.5	75	62±2.5	68±2.5	20	48	11	2.5±0.5	53	52	25	6	15
2	150±2.5	75	62±2.5	68±2.5	25	48	11	2.5±0.5	61	60	25	6	15
03	150±2.5	75	62±2.5	68±2.5	25	60	11	2.5±0.5	61	60	25	6	15
3	150±2.5	75	62±2.5	68±2.5	32	60	11	3±0.5	75	70	25	6	18
4	200	84	80	90	50	85	10	3	102	87	-	8	30

# NH DIN Dual Indication Fuse Links

Class gG/gL, 500Vac, 2 to 100 Amps, Size 000

NH

Size 000 Time-Current Characteristics

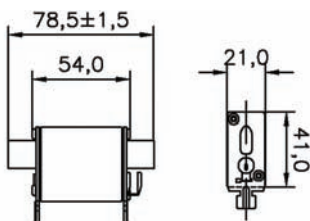


## Size 000 Technical Data

Part Numbers with Metal Gripping Lugs	Part Numbers with Insulated Metal Gripping Lugs	Amp Rating	$i^2t$ (Amps <sup>2</sup> Seconds)			Watts Loss	Net Weight per Fuse
			Minimum Pre-arcing	$20 \times I_n$ @ 500Vac	* $I_1$ 120kA @ 500Vac		
2NHG000B	2NHG000BI	2	4	-	6	3.9	0.13 kg
4NHG000B	4NHG000BI	4	6	-	12	1.8	
6NHG000B	6NHG000BI	6	14	-	21	2.0	
10NHG000B	10NHG000BI	10	58	290	252	1.5	
16NHG000B	16NHG000BI	16	234	1170	1000	2.3	
20NHG000B	20NHG000BI	20	584	3000	2400	2.2	
25NHG000B	25NHG000BI	25	1000	4600	3700	2.8	
32NHG000B	32NHG000BI	32	2400	11800	9400	3.7	
35NHG000B	35NHG000BI	35	2400	11800	9400	3.7	
40NHG000B	40NHG000BI	40	3300	16500	13200	4.0	
50NHG000B	50NHG000BI	50	5600	27800	16700	4.9	
63NHG000B	63NHG000BI	63	6300	24900	18700	4.6	
80NHG000B	80NHG000BI	80	9800	38900	29200	6.3	
100NHG000B	100NHG000BI	100	18100	72300	54300	7.4	

\*  $I_1$  is the maximum breaking capacity test at rated voltage according to IEC 60269 requirement.

## Dimensions - mm

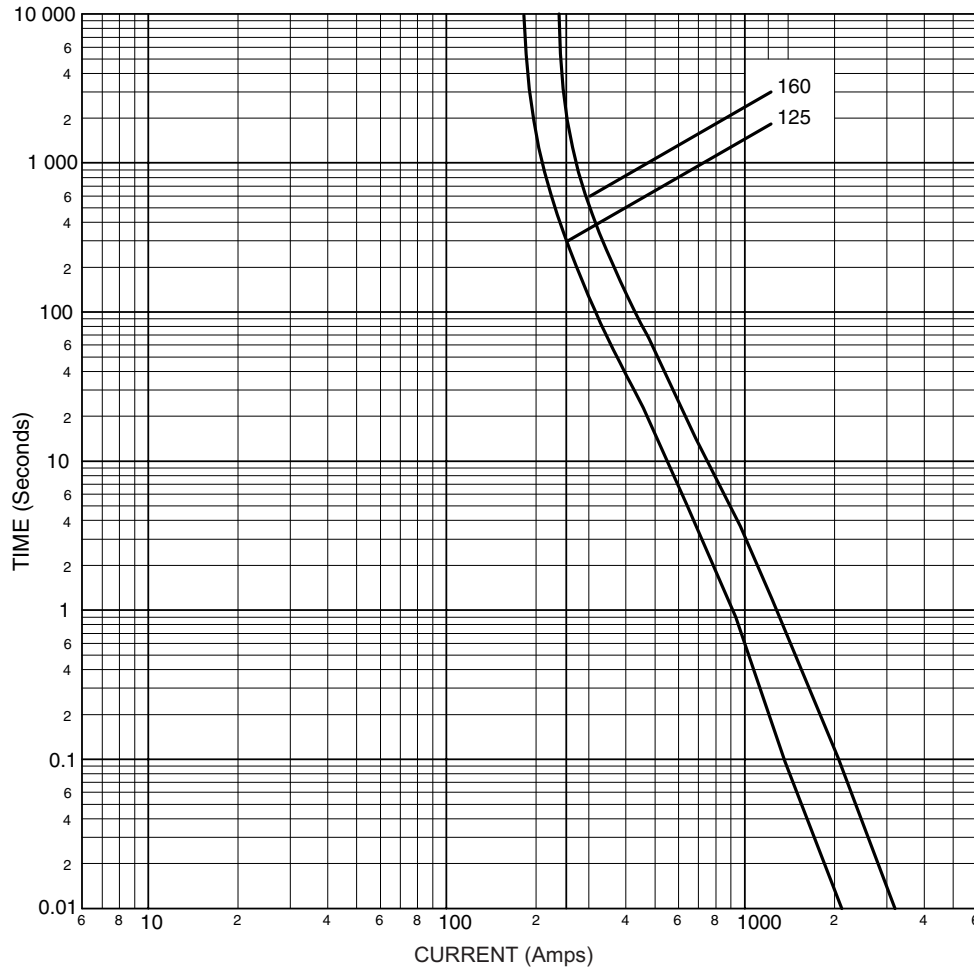


# NH DIN Dual Indication Fuse Links

Class gG/gL, 500Vac, 125 & 160 Amps, Size 00

NH

Size 00 Time-Current Characteristics

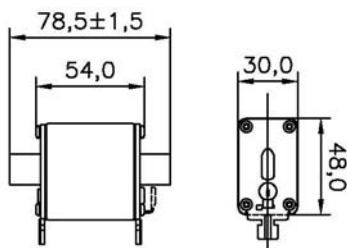


## Size 00 Technical Data

Part Numbers with Metal Gripping Lugs	Part Numbers with Insulated Metal Gripping Lugs	Amp Rating	$i^2t$ (Amps <sup>2</sup> Seconds)			Watts Loss	Net Weight per Fuse
			Minimum Pre-arcing	$20 \times I_n$ @ 500Vac	$I_1$ 120kA @ 500Vac		
125NHG00B	125NHG00BI	125	25000	125000	80000	11.2	0.190 kg
160NHG00B	160NHG00BI	160	62000	310000	204600	11.2	

\*  $I_1$  is the maximum breaking capacity test at rated voltage according to IEC 60269 requirements.

## Dimensions - mm

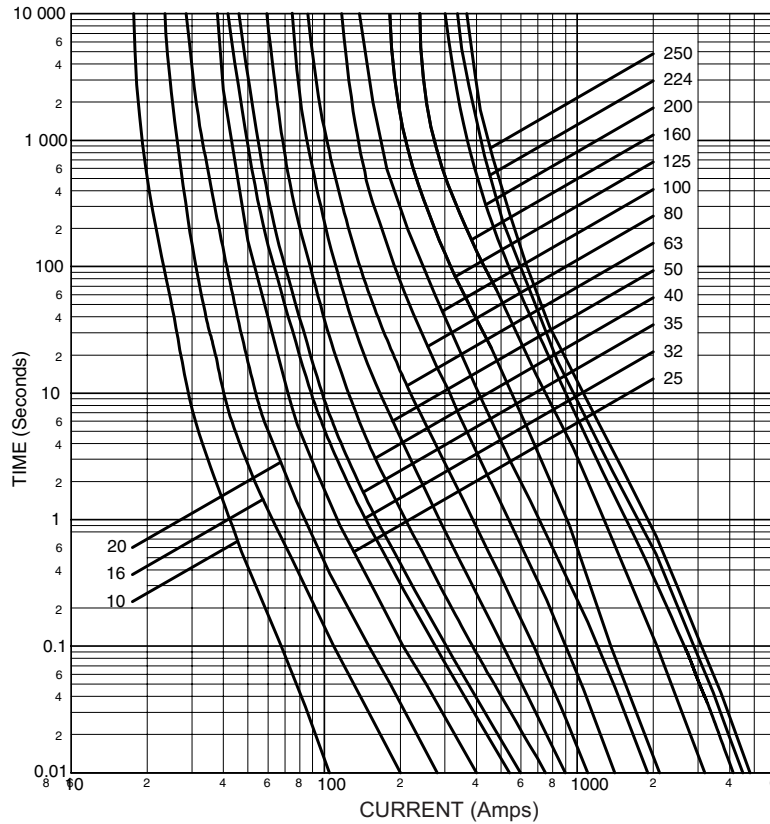


# NH DIN Dual Indication Fuse Links

Class gG/gL, 500Vac, 10 to 160 Amps, Size 0

NH

Size 0 Time-Current Characteristics

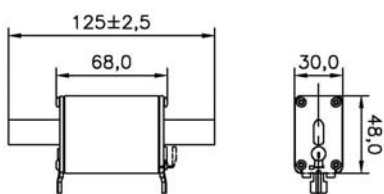


## Size 0 Technical Data

Part Number	Amp Rating	I <sup>2</sup> t (Amps <sup>2</sup> Seconds)			Watts Loss	Net Weight per Fuse
		Minimum Pre-arcing	20 x I <sub>n</sub> @ 500Vac	*I <sub>1</sub> 120kA @ 500Vac		
10NHG0B	10	58	290	240	2.0	0.26kg
16NHG0B	16	240	1200	1000	3.0	
20NHG0B	20	490	2500	2000	3.6	
25NHG0B	25	1200	5600	4500	4.0	
32NHG0B	32	1800	9000	7200	5.1	
35NHG0B	35	2400	11800	9400	5.2	
40NHG0B	40	3300	16500	13200	5.6	
50NHG0B	50	5600	22300	16700	7.0	
63NHG0B	63	6600	26100	19600	7.0	
80NHG0B	80	9800	38900	29200	7.9	
100NHG0B	100	20600	82300	61700	9.2	
125NHG0B	125	25000	125000	72500	13.1	
160NHG0B	160	62000	310000	179800	14.1	

\* I<sub>1</sub> is the maximum breaking capacity test at rated voltage according to IEC 60269 requirements.

## Dimensions - mm

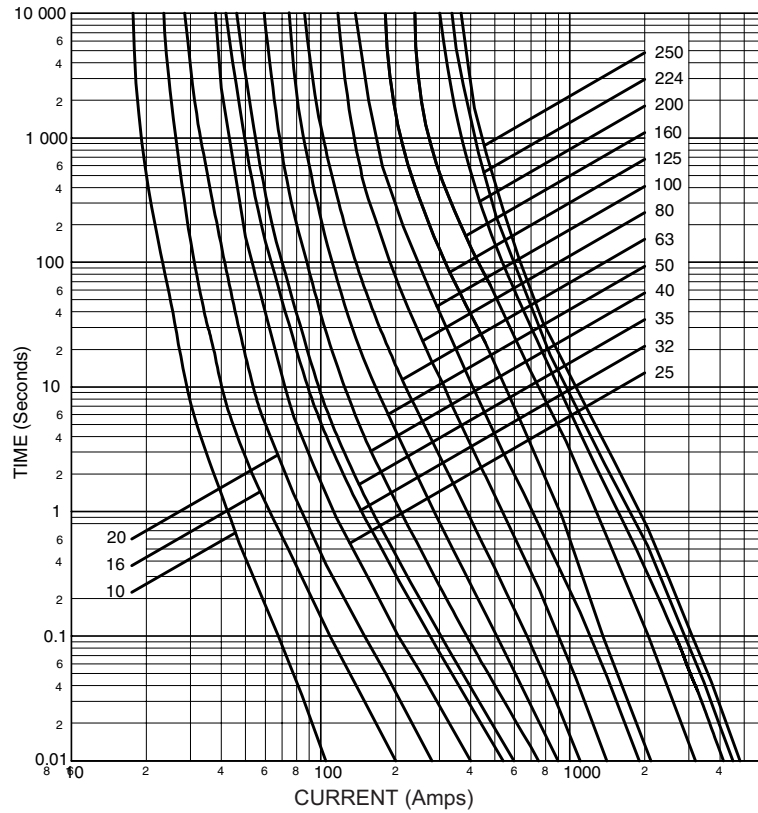


# NH DIN Dual Indication Fuse Links

## Class gG/gL, 500Vac, 10 to 250 Amps, Sizes 01 & 1

NH

### Sizes 01 & 1 Time-Current Characteristics

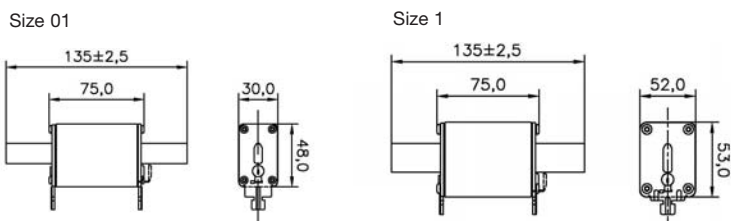


### Sizes 01 & 1 Technical Data

Part Numbers with Metal Gripping Lugs	Part Numbers with Insulated Metal Gripping Lugs	Amp Rating	i <sup>2</sup> t (Amps <sup>2</sup> Seconds)			Watts Loss	Net Weight per Fuse
			Minimum Pre-arcing	20 x I <sub>n</sub> @ 500Vac	*I <sub>1</sub> 120kA @ 500Vac		
10NHG01B	10NHG01BI	10	58	300	300	2.0	0.270kg
16NHG01B	16NHG01BI	16	240	1200	1000	3.0	
20NHG01B	20NHG01BI	20	490	2500	2000	3.6	
25NHG01B	25NHG01BI	25	1200	5600	4500	4.0	
32NHG01B	32NHG01BI	32	1800	9000	7200	5.1	
35NHG01B	35NHG01BI	35	2400	11800	9400	5.2	
40NHG01B	40NHG01BI	40	3300	16500	13200	5.6	
50NHG01B	50NHG01BI	50	5600	22300	16700	7.0	
63NHG01B	63NHG01BI	63	6600	26100	19600	7.0	
80NHG01B	80NHG01BI	80	9800	38900	29200	7.9	
100NHG01B	100NHG01BI	100	20600	82300	61700	9.2	
125NHG01B	125NHG01BI	125	25000	125000	72500	13.1	
160NHG01B	160NHG01BI	160	62000	310000	179800	14.1	
200NHG1B	200NHG1BI	200	97000	368600	291000	17.0	0.387kg
224NHG1B	224NHG1BI	224	124000	471200	372000	19.0	
250NHG1B	250NHG1BI	250	151300	574900	453800	22.0	

\* I<sub>1</sub> is the maximum breaking capacity test at rated voltage according to IEC 60269 requirements.

### Dimensions - mm

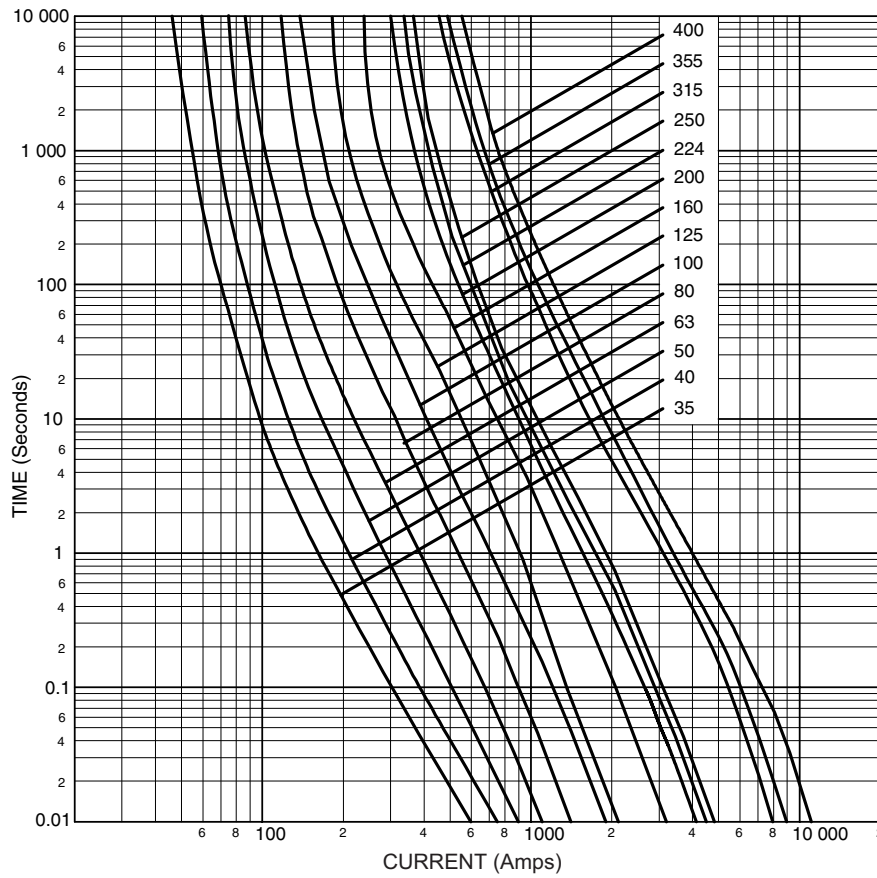


# NH DIN Dual Indication Fuse Links

Class gG/gL, 500Vac, 35 to 400 Amps, Sizes 02 & 2

NH

Sizes 02 & 2 Time-Current Characteristics

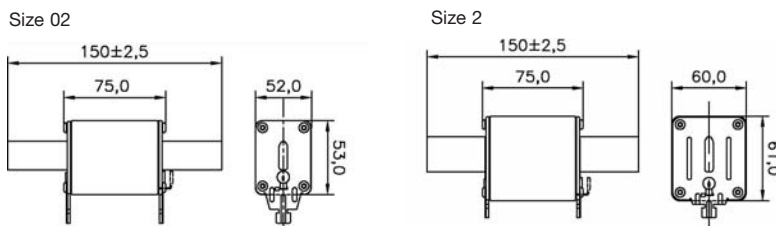


## Sizes 02 & 2 Technical Data

Part Numbers with Metal Gripping Lugs	Part Numbers with Insulated Metal Gripping Lugs	Amp Rating	$I^2t$ (Amps <sup>2</sup> Seconds)			Watts Loss	Net Weight per Fuse
			Minimum Pre-arcing	$20 \times I_n$ @ 500Vac	$I_1$ 120kA @ 500Vac		
35NHG02B	35NHG02BI	35	2400	11800	9400	4.7	0.402kg
40NHG02B	40NHG02BI	40	3300	16500	13200	5.2	
50NHG02B	50NHG02BI	50	5600	22300	16700	7.0	
63NHG02B	63NHG02BI	63	6600	26100	19600	7.0	
80NHG02B	80NHG02BI	80	9800	38900	29200	8.2	
100NHG02B	100NHG02BI	100	20600	82300	61700	9.5	
125NHG02B	125NHG02BI	125	25000	100000	72500	12.5	
160NHG02B	160NHG02BI	160	62000	248000	179800	13.3	
200NHG02B	200NHG02BI	200	96900	367900	290500	18.0	
224NHG02B	224NHG02BI	224	124000	472000	372000	20.0	
250NHG02B	250NHG02BI	250	151300	574900	453800	23.0	0.630kg
315NHG2B	315NHG2BI	315	361700	1446500	940300	26.0	
355NHG2B	355NHG2BI	355	446500	1785800	1160800	31.0	
400NHG2B	400NHG2BI	400	642900	2571500	1671500	34.0	

\*  $I_1$  is the maximum breaking capacity test at rated voltage according to IEC 60269 requirements.

## Dimensions - mm

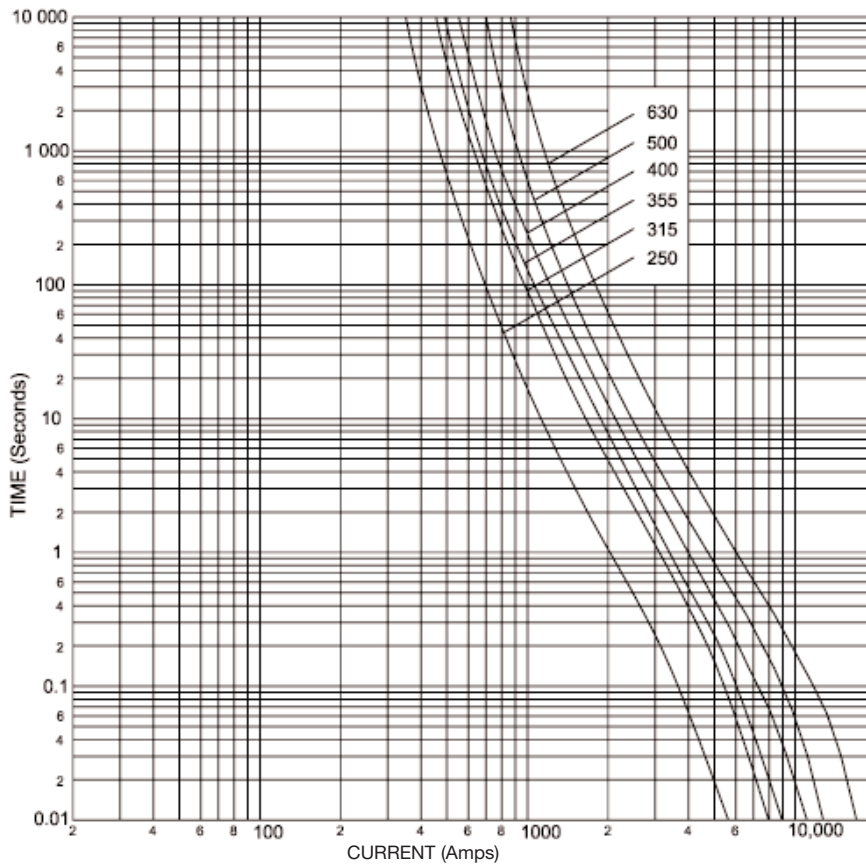


# NH DIN Dual Indication Fuse Links

Class gG/gL, 500Vac, 250 to 630 Amps, Sizes 03 & 3

NH

## Sizes 03 & 3 Time-Current Characteristics

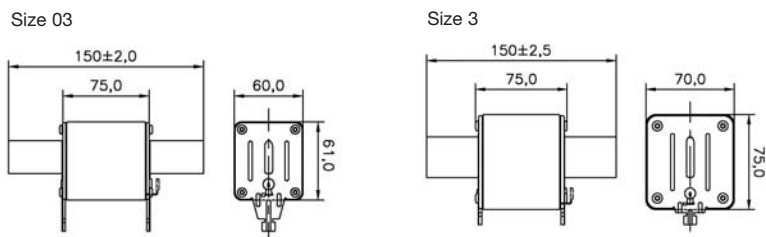


## Sizes 03 & 3 Technical Data

Part Numbers with Metal Gripping Lugs	Part Numbers with Insulated Metal Gripping Lugs	Amp Rating	$I^2t$ (Amps <sup>2</sup> Seconds)			Watts Loss	Net Weight per Fuse
			Minimum Pre-arcing	$20 \times I_n$ @ 500Vac	$I_1$ 120kA @ 500Vac		
250NHG03B	250NHG03BI	250	160800	642900	417900	23.0	0.64kg
315NHG03B	315NHG03BI	315	361700	1446500	940300	26.0	
355NHG03B	355NHG03BI	355	446500	1785800	1160800	30.0	
400NHG03B	400NHG03BI	400	642900	2571500	1671500	35.0	
500NHG3B	500NHG3BI	500	886000	3898400	2923800	37.0	1.050kg
630NHG3B	630NHG3BI	630	1590000	6996000	5406000	46.0	

\*  $I_1$  is the maximum breaking capacity test at rated voltage according to IEC 60269 requirements.

## Dimensions - mm

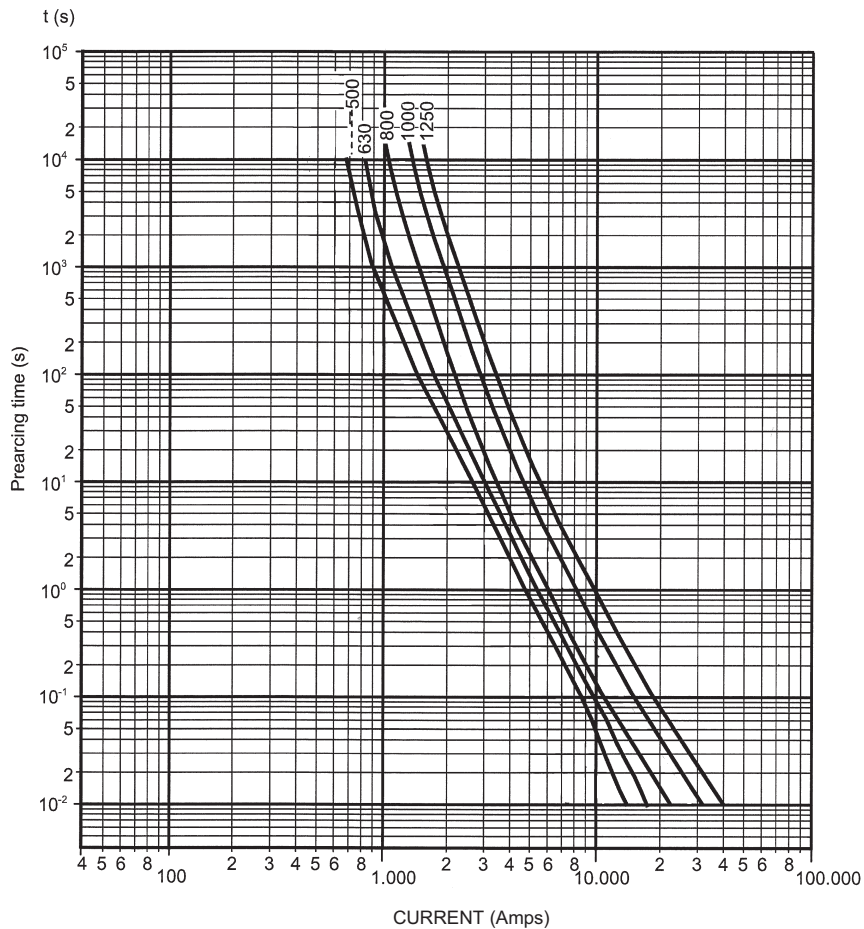


# NH DIN Dual Indication Fuse Links

## Class gG/gL, 500Vac, 500 to 1250 Amps, Size 4

NH

### Size 4 Time-Current Characteristics



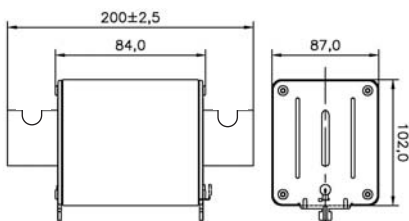
### Size 4 Technical Data

Part Numbers with Metal Gripping Lugs	Amp Rating	I <sup>2</sup> t (Amps <sup>2</sup> Seconds)		Watts Loss	Net Weight per Fuse
		Minimum Pre-arcing	*I <sub>1</sub> 120kA @ 500Vac		
500NHG4G	500	800,000	3,850,000	37.0	2.2kg
630NHG4G	630	880,000	4,100,000	47.0	
800NHG4G	800	1,500,000	6,480,000	68.0	
1000NHG4G	1000	4,800,000	13,000,000	80.0	
1250NHG4G	1250	7,000,000	18,000,000	108.0	

\* I<sub>1</sub> is the maximum breaking capacity test at rated voltage according to IEC 60269 requirements.

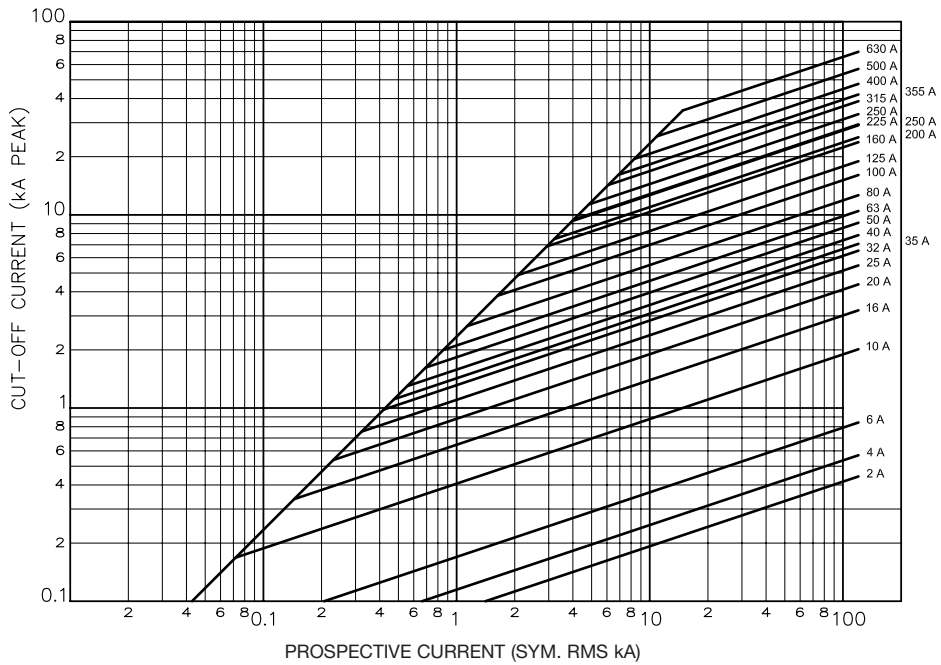
### Dimensions - mm

Size 4

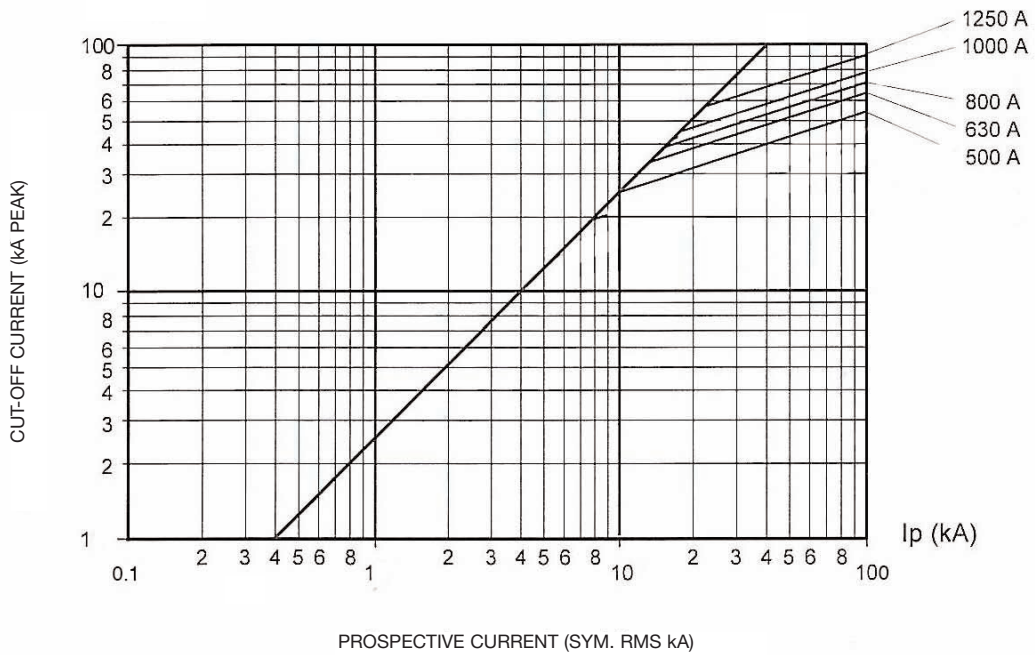




**Sizes 000 to 3 Cut-Off Current Characteristics**



**Size 4 Cut-Off Current Characteristics**



# Mouser Electronics

Authorized Distributor

Click to View Pricing, Inventory, Delivery & Lifecycle Information:

## Eaton:

[100NHG0B](#) [10NHG0B](#) [125NHG01BI](#) [125NHG0B](#) [160NHG0B](#) [16NHG0B](#) [20NHG0B](#) [250NHG02BI](#) [25NHG0B](#)  
[32NHG0B](#) [35NHG0B](#) [40NHG0B](#) [50NHG0B](#) [63NHG0B](#) [80NHG0B](#) [100NHG000B](#) [100NHG01B](#) [100NHG02B](#)  
[10NHG000B](#) [10NHG01B](#) [125NHG01B](#) [125NHG02B](#) [160NHG01B](#) [160NHG02B](#) [16NHG000B](#) [16NHG01B](#)  
[200NHG02B](#) [200NHG1B](#) [20NHG000B](#) [20NHG01B](#) [224NHG02B](#) [224NHG1B](#) [250NHG02B](#) [250NHG03B](#)  
[250NHG1B](#) [25NHG000B](#) [25NHG01B](#) [315NHG03B](#) [315NHG2B](#) [32NHG000B](#) [32NHG01B](#) [355NHG03B](#) [355NHG2B](#)  
[35NHG000B](#) [35NHG01B](#) [35NHG02B](#) [400NHG03B](#) [400NHG2B](#) [40NHG000B](#) [40NHG01B](#) [40NHG02B](#) [4NHG000B](#)  
[500NHG3B](#) [50NHG000B](#) [50NHG01B](#) [50NHG02B](#) [630NHG3B](#) [63NHG000B](#) [63NHG01B](#) [63NHG02B](#) [6NHG000B](#)  
[80NHG000B](#) [80NHG01B](#) [80NHG02B](#) [1250NHG4G](#) [500NHG4G](#) [315NHG2BI](#) [250NHG1BI](#) [80NHG000BI](#)  
[50NHG000BI](#) [63NHG000BI](#) [100NHG000BI](#) [2NHG000B](#) [1000NHG4G](#) [800NHG4G](#)