

2.92mm 40GHz Test Cable Assemblies

The Johnson™ 2.92mm Straight Plug - 2.92mm Straight Plug, 40 GHz Test Cable Assemblies allow connectivity in engineering lab and manufacturing environments for precision test and measurement applications.

Johnson 2.92mm Test Cable Assemblies are available in both imperial and metric lengths. Customized configurations available by request.



Features

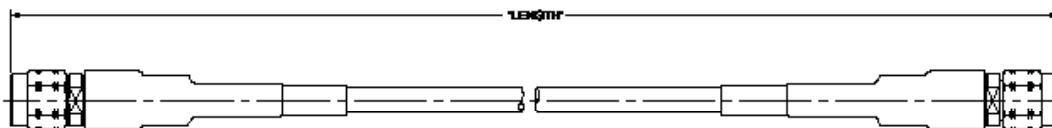
- Excellent operating performance to 40 GHz
- VSWR max of 1.25
- V_p , Velocity of Propagation of 76%

Applications

- Test & Measurement equipment
- Manufacturing lab
- LAN router
- WAN system equipment

2.92mm Straight Plug to 2.92mm Straight Plug

Part Number	Cable Length		Cable Type	Tolerance	Insertion Loss (Max dB)		VSWR (Max) 40GHz
					20GHz	40GHz	
415-0210-MM100	-	100 mm	HP160S	±4	<-0.66dB	<-1.20dB	1.25
415-0210-006	6 inch	-	HP160S	±0.157	<-0.77dB	<-1.37dB	1.25
415-0210-MM250	-	250 mm	HP160S	±5	<-0.98dB	<-1.69dB	1.25
415-0210-012	12 inch	-	HP160S	±0.197	<-1.10dB	<-1.87dB	1.25
415-0210-018	18 inch	-	HP160S	±0.315	<-1.44dB	<-2.36dB	1.25
415-0210-MM500	-	500mm	HP160S	±10	<-1.53dB	<-2.50dB	1.25
415-0210-024	24 inch	-	HP160S	±0.590	<-1.77dB	<-2.86dB	1.25
415-0210-MM750	-	750 mm	HP160S	±15	<-2.07 dB	<-3.31dB	1.25
415-0210-036	36 inch	-	HP160S	±1.18	<-2.43dB	<-3.85dB	1.25
415-0210-M1.0	-	1000 mm	HP160S	±30	<-2.62dB	<-4.12dB	1.25

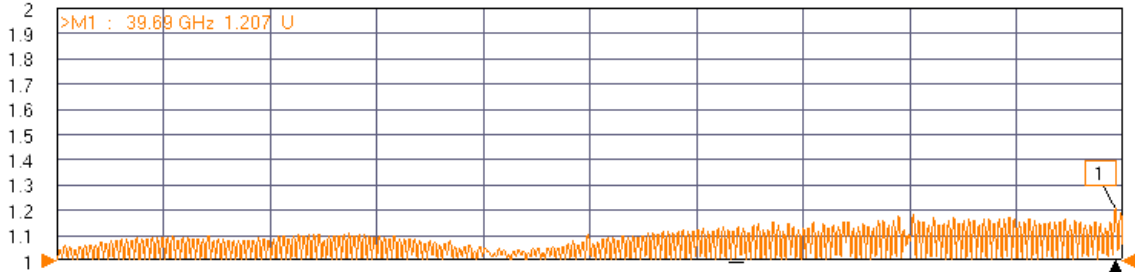


2.92mm 40 GHz Test Cable Assemblies

S-Parameter Data / Graphs - Typical Cable Assembly Performance

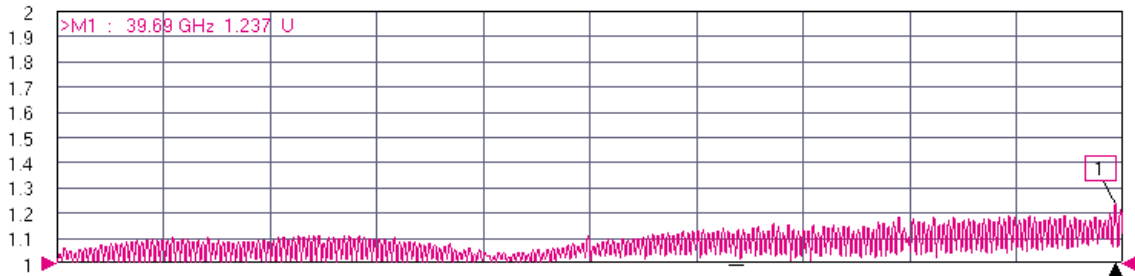
Typical VSWR (S11)

Tr1 S11 Refl SWR RefLvl: 1 U Res: 100 mU/Div



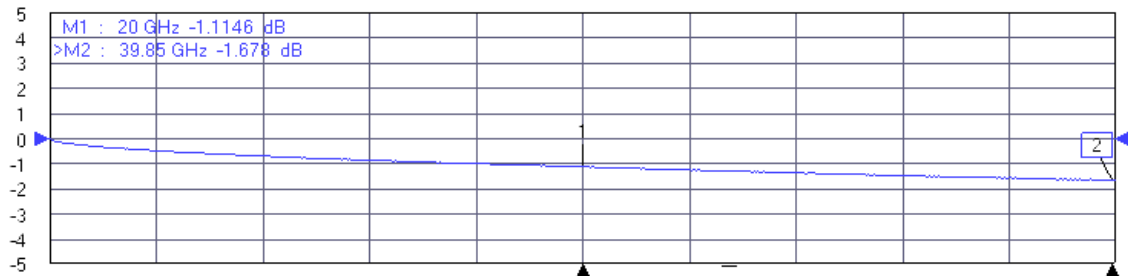
(S22)

Tr2 S22 Refl SWR RefLvl: 1 U Res: 100 mU/Div



Typical Insertion Loss/ Attenuation (S21)

Tr3 S21 Trans LogM RefLvl: 0 dB Res: 1 dB/Div



Asia Pacific
+86 21 5442 7668
ccs.asia.sales@as.cinch.com

Europe, Middle East & Africa
+44 (0) 1245 342060
CinchConnectivity@eu.cinch.com

North America
+1 507.833.8822
ccsorders@us.cinch.com

belfuse.com/cinch

Mouser Electronics

Authorized Distributor

Click to View Pricing, Inventory, Delivery & Lifecycle Information:

Cinch Connectivity Solutions:

[415-0210-012](#) [415-0210-MM500](#) [415-0210-M1.0](#) [415-0210-MM250](#) [415-0210-MM100](#) [415-0210-006](#) [415-0210-MM75](#) [415-0210-036](#) [415-0210-018](#) [415-0210-024](#) [415-0210-MM750](#)