

ACDSV21H-G

RoHS Device

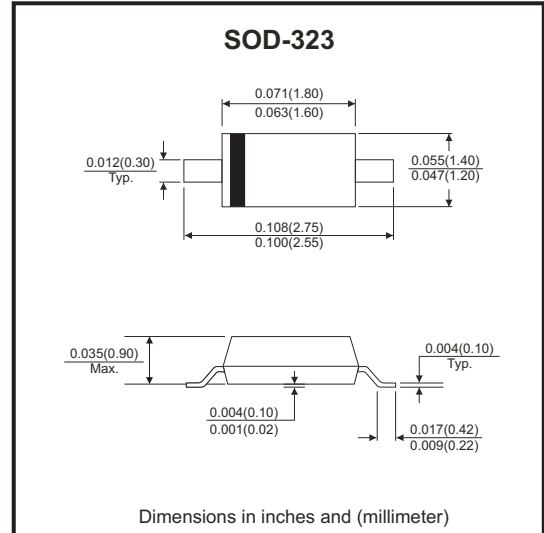


Features

- Fast switching speed
- High voltage switching Diode
- Designed for surface mount application
- Plastic material-UL recognition flammability Classification 94V-0
- Comply with AEC-Q101

Mechanical data

- Case: SOD-323, Molded Plastic
- Terminals: Solderable per MIL-STD-202, Method 208
- Weight: 0.004 grams(approx.)



Circuit Diagram



Maximum Ratings (at Ta=25°C unless otherwise noted)

Parameter	Symbol	Value	Unit
Continuous reverse voltage	V_R	250	V
Repetitive peak reverse voltage	V_{RRM}	250	V
Forward continuous current	I_F	200	mA
Peak forward surge current	I_{FSM}	625	mA
Power dissipation	P_D	200	mW
Thermal resistance junction to ambient	$R_{\theta JA}$	635	°C/W
Junction temperature range	T_J	-40 ~ +150	°C
Storage temperature range	T_{STG}	-55 ~ +150	°C

Electrical Characteristics (at Ta=25°C unless otherwise noted)

Parameter	Symbol	Conditions	Min	Max	Unit
Reverse breakdown voltage	$V_{(BR)R}$	$I_R=100\mu A$	250		V
Forward voltage	V_F	$I_F=100mA$		1000	mV
		$I_F=200mA$		1250	
Reverse current	I_R	$V_R=200V$		0.1	μA
		$V_R=200V, T_J=150^\circ C$		100	
Diode Capacitance	C_D	$V_R=0V, f=1.0MHz$		5	pF
Reverse recovery time	t_r	$I_F=I_R=30mA, R_L=100\Omega$		50	nS

Company reserves the right to improve product design, functions and reliability without notice.

REV: A

RATING AND TYPICAL CHARACTERISTIC CURVES (ACDSV21H-G)

Fig.1 - Forward Characteristic

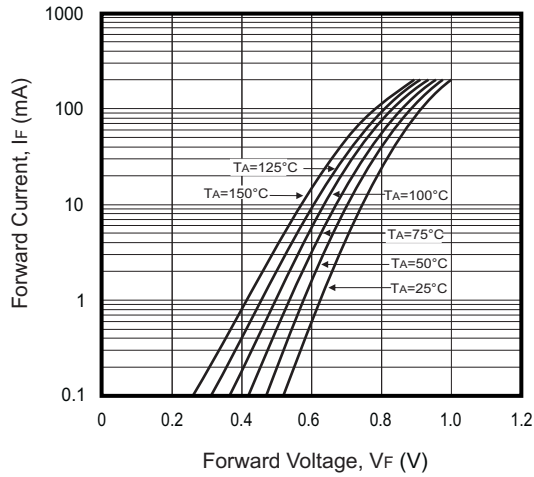


Fig.2 - Reverse Characteristic

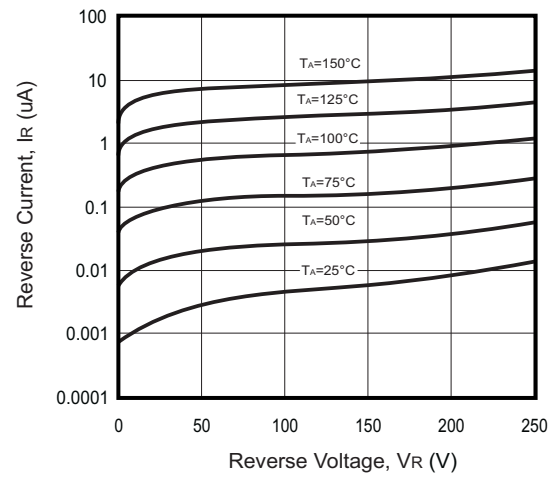


Fig.3 - Capacitance Between Terminals Characteristics

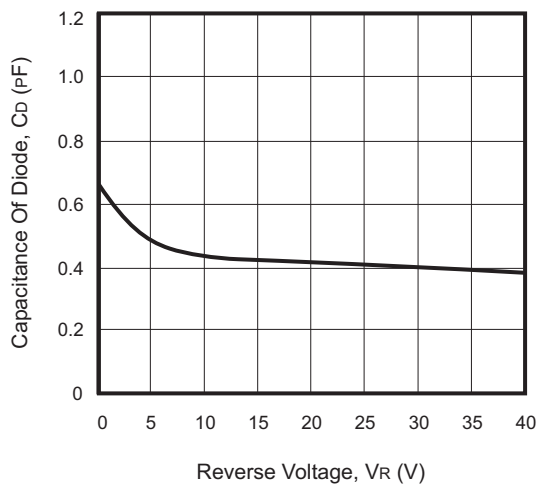
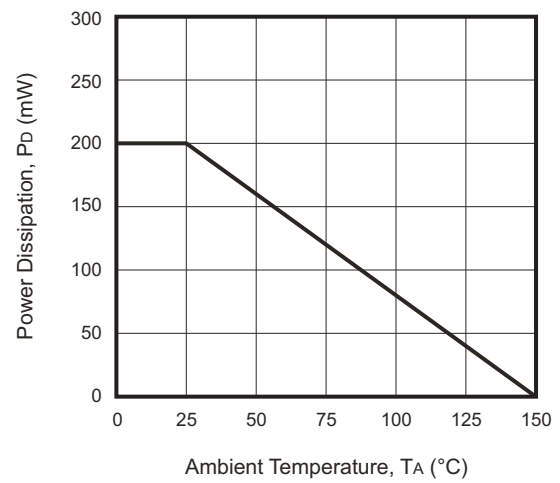
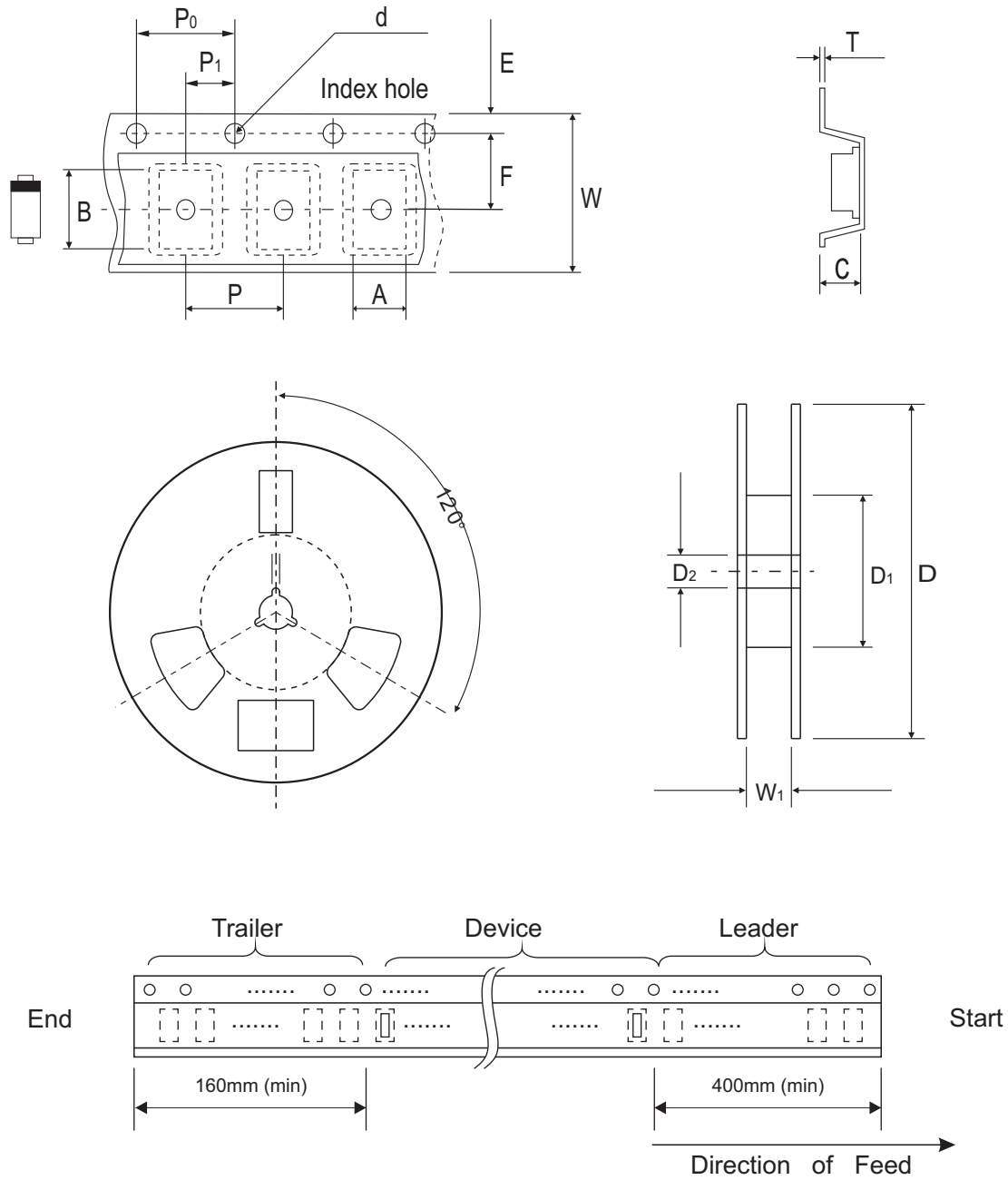


Fig.4 - Power Derating Curve



Reel Taping Specification



SOD-323	SYMBOL	A	B	C	d	D	D1	D2
	(mm)	1.46 ± 0.05	3.30 ± 0.05	1.25 ± 0.05	1.50 + 0.10	178.00 ± 1.00	54.00 ± 0.50	13.00 ± 0.50
	(inch)	0.057 ± 0.002	0.130 ± 0.002	0.049 ± 0.002	0.059 + 0.004	7.008 ± 0.039	2.126 ± 0.020	0.512 ± 0.020

SOD-323	SYMBOL	E	F	P	P0	P1	W	W1
	(mm)	1.75 ± 0.10	3.50 ± 0.05	4.00 ± 0.10	4.00 ± 0.10	2.00 ± 0.05	8.00 + 0.30 / - 0.10	9.50 ± 1.00
	(inch)	0.069 ± 0.004	0.138 ± 0.002	0.158 ± 0.004	0.158 ± 0.004	0.079 ± 0.002	0.315 + 0.012 / - 0.004	0.374 ± 0.039

Company reserves the right to improve product design, functions and reliability without notice.

REV: A

Marking Code

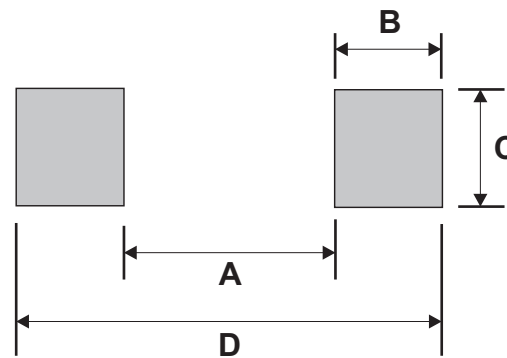
Part Number	Marking Code
ACDSV21H-G	JS



xx= Product type marking code

Suggested PAD Layout

SIZE	SOD-323	
	(mm)	(inch)
A	1.60	0.063
B	0.63	0.024
C	0.83	0.033
D	2.85	0.112



Standard Packaging

Case Type	REEL PACK	
	REEL (pcs)	Reel Size (inch)
SOD-323	3,000	7

Mouser Electronics

Authorized Distributor

Click to View Pricing, Inventory, Delivery & Lifecycle Information:

[Comchip Technology:](#)

[ACDSV21H-G](#)