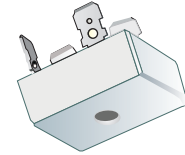


KBPC10005-G Thru. KBPC5010-G Series

Reverse Voltage: 50 to 1000V

Forward Current: 10/15/25/35/50A

RoHS Device

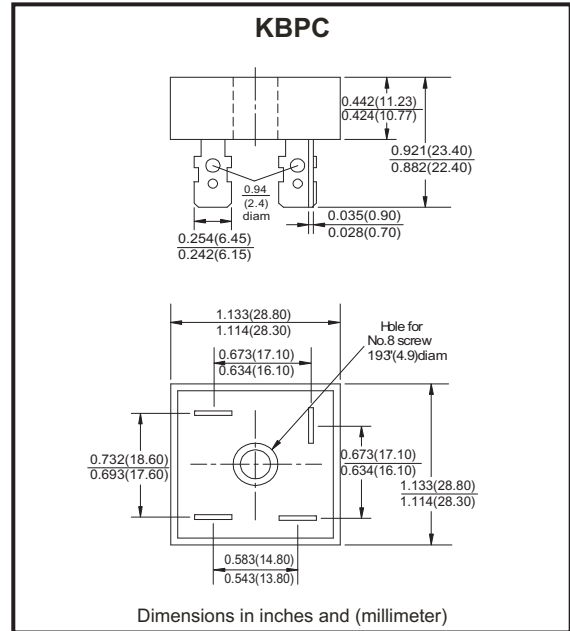


Features

- Surge overload -240~500 Amperes peak.
- Low forward voltage drop.
- Electrically isolated base -2000 Volts.
- Materials used carries UL recognition.
- UL recognized file # E349301

Mechanical Data

- Polarity: As marked on Body.
- Mounting position: Any.
- Weight: 28.82 grams (approx.).



Maximum ratings and electrical characteristics

Rating at 25°C ambient temperature unless otherwise specified.
Single phase, half wave, 60Hz, resistive or inductive load.
For capacitive load, derate current by 20%

Parameter	Symbol	KBPC-G	KBPC-G	KBPC-G	KBPC-G	KBPC-G	KBPC-G	KBPC-G	Unit
		10005	1001	1002	1004	1006	1008	1010	
Maximum Recurrent Peak Reverse Voltage	V_{RRM}	50	100	200	400	600	800	1000	V
Maximum RMS Bridge Input Voltage	V_{RMS}	35	70	140	280	420	560	700	V
Maximum DC Blocking Voltage	V_{DC}	50	100	200	400	600	800	1000	V

Parameter	Symbol	KBPC10	KBPC15	KBPC25	KBPC35	KBPC50	Unit
Maximum Average Forward Rectified Output Current @ $T_c=55^\circ\text{C}$	$I_{(AV)}$	10	15	25	35	50	A
Peak Forward Surge Current, 8.3ms Single Half Sine-Wave Super Imposed On Rated Load	I_{FSM}	240	300	400	400	500	A
Maximum Forward Voltage Drop Per Element at 5.0/7.5/12.5/17.5/25.0A Peak	V_F	1.1					V
Maximum Reverse Current at rate DC Blocking Voltage Per Element @ $T_J=25^\circ\text{C}$	I_R	10.0					μA
Operating Temperature Range	T_J	-55 to +150					$^\circ\text{C}$
Storage Temperature Range	T_{STG}	-55 to +150					$^\circ\text{C}$

Company reserves the right to improve product design, functions and reliability without notice.

REV: B

Rating and Characteristics Curves (KBPC10005-G Thru. KBPC5010-G Series)

Fig.1 - Maximum Forward Surge Current

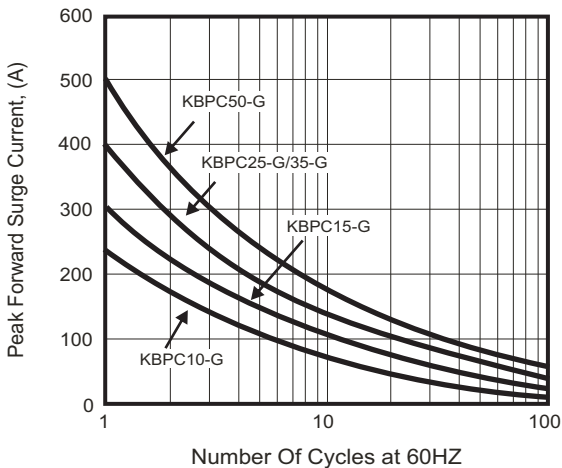


Fig.2 - Derating Curve Output Rectified Current

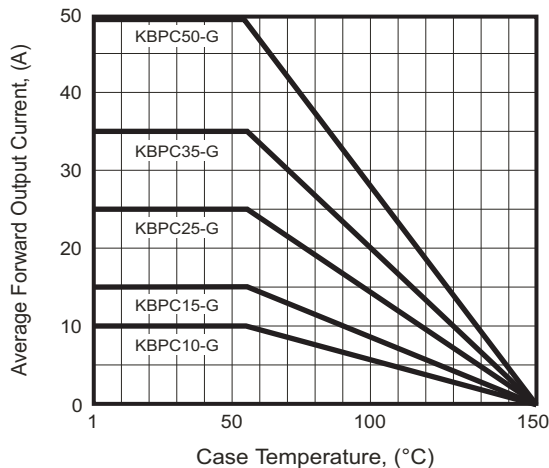


Fig.3 - Typical Forward Characteristics

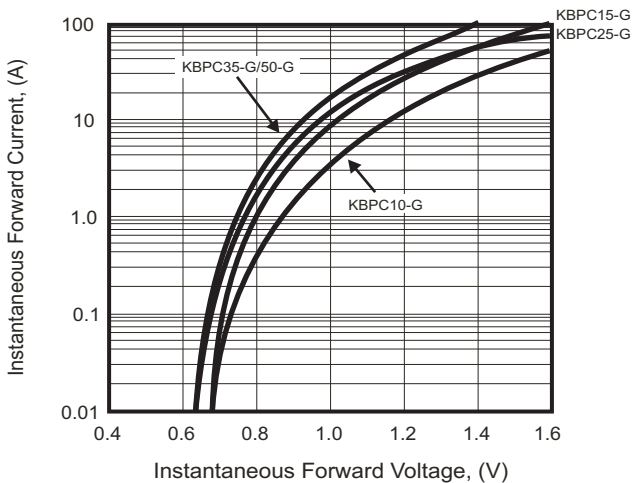
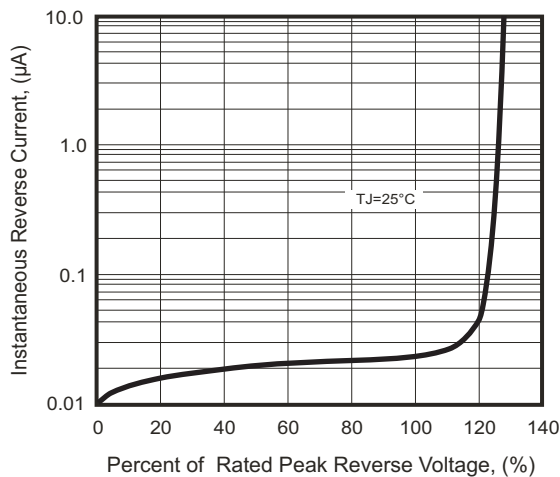
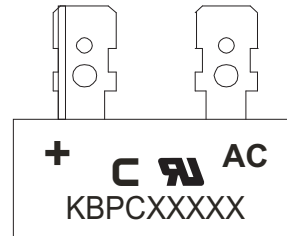


Fig.4 - Typical Forward Characteristics



Marking Code

Part Number	Marking code
KBPC10005-G	KBPC10005
KBPC15005-G	KBPC15005
KBPC25005-G	KBPC25005
KBPC35005-G	KBPC35005
KBPC50005-G	KBPC50005
KBPC1001-G	KBPC1001
KBPC1501-G	KBPC1501
KBPC2501-G	KBPC2501
KBPC3501-G	KBPC3501
KBPC5001-G	KBPC5001
KBPC1002-G	KBPC1002
KBPC1502-G	KBPC1502
KBPC2502-G	KBPC2502
KBPC3502-G	KBPC3502
KBPC5002-G	KBPC5002
KBPC1004-G	KBPC1004
KBPC1504-G	KBPC1504
KBPC2504-G	KBPC2504
KBPC3504-G	KBPC3504
KBPC5004-G	KBPC5004
KBPC1006-G	KBPC1006
KBPC1506-G	KBPC1506
KBPC2506-G	KBPC2506
KBPC3506-G	KBPC3506
KBPC5006-G	KBPC5006
KBPC1008-G	KBPC1008
KBPC1508-G	KBPC1508
KBPC2508-G	KBPC2508
KBPC3508-G	KBPC3508
KBPC5008-G	KBPC5008
KBPC1010-G	KBPC1010
KBPC1510-G	KBPC1510
KBPC2510-G	KBPC2510
KBPC3510-G	KBPC3510
KBPC5010-G	KBPC5010



XXXXX / XXXX = Product type marking code
C = Compchip Logo

Standard Packaging

Case Type	BULK PACK	
	BOX (pcs)	CARTON (pcs)
KBPC	50	500

Mouser Electronics

Authorized Distributor

Click to View Pricing, Inventory, Delivery & Lifecycle Information:

[Comchip Technology:](#)

[KBPC1008-G](#)