

PCB LAYOUT: COMPONENT SIDE  
RECOMMENDED PCB THICKNESS .062/1.57

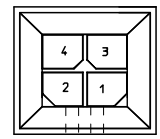
CIRCUIT SIZE	"A"	"B"	C
04	$\frac{.512}{13.00}$	$\frac{.118}{3.00}$	$\frac{.472}{12.00}$
06	$\frac{.630}{16.00}$	$\frac{.236}{6.00}$	$\frac{.590}{15.00}$
08	$\frac{.748}{19.00}$	$\frac{.354}{9.00}$	$\frac{.709}{18.00}$
10	$\frac{.866}{22.00}$	$\frac{.472}{12.00}$	$\frac{.827}{21.00}$
12	$\frac{.984}{25.00}$	$\frac{.590}{15.00}$	$\frac{.945}{24.00}$
14	$\frac{1.102}{28.00}$	$\frac{.709}{18.00}$	$\frac{1.063}{27.00}$
16	$\frac{1.220}{31.00}$	$\frac{.827}{21.00}$	$\frac{1.181}{30.00}$
18	$\frac{1.338}{34.00}$	$\frac{.945}{24.00}$	$\frac{1.299}{33.00}$
20	$\frac{1.457}{37.00}$	$\frac{1.063}{27.00}$	$\frac{1.417}{36.00}$
22	$\frac{1.575}{40.00}$	$\frac{1.181}{30.00}$	$\frac{1.535}{39.00}$
24	$\frac{1.693}{43.00}$	$\frac{1.299}{33.00}$	$\frac{1.653}{42.00}$

NOTES :

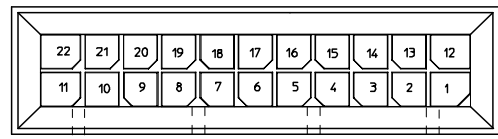
- MATERIALS -  
HOUSING : NYLON , GLASS-FILLED, UL94V-0 COLOR - BLACK  
TERMINAL : BRASS ALLOY
- FINISH:  
A = .000200/(0.00508) MIN. TIN OVER .000050/(0.00127) MIN. NICKEL.  
B = .000015/(0.00038) MIN. SELECT GOLD IN CONTACT AREA,  
.000100/(0.00254) MIN. SELECT TIN ON SOLDER TAILS,  
BOTH OVER .000050/(0.00127) MIN. NICKEL.  
C = .000030/(0.00076) MIN. SELECT GOLD IN CONTACT AREA,  
.000100/(0.00254) MIN. SELECT TIN ON SOLDER TAILS,  
BOTH OVER .000050/(0.00127) MIN. NICKEL.
- PRODUCT SPECIFICATION : PS-44300-001
- PACKAGING SPECIFICATION : PK-44432-001
- THIS ASSEMBLY MATES WITH MOLEX BMI PANEL MOUNT RECEPTACLE  
(SEE DRAWING SD-44133-001) & FEMALE CRIMP TERMINAL (SEE DRAWING SD-43030-\*\*\*\*)
- SEE SHEET 2 FOR PART NUMBER CHART.
- THIS PART CONFORMS TO CLASS B REQUIREMENTS OF  
COSMETIC SPECIFICATION PS-45499-002

CORRECT HOUSING EC NO: UCP2011-2322 DRWN:WSTROH 2011/02/02 CHKD:SSOUSEK 2011/02/07 APPR:FSMITH 2011/07/11	QUALITY SYMBOLS ▽=0 ▽=0 ▽=0	GENERAL TOLERANCES (UNLESS SPECIFIED)		DIMENSION STYLE IN/MM	SCALE 4:1	DESIGN UNITS METRIC	THIRD ANGLE PROJECTION
		mm	INCH	DRAWN BY MUELLER	DATE 1999/11/29	TITLE MICRO FIT (3.0) DUAL ROW VERTICAL BMI HEADER ASS'Y	
REV D1	DESCRIPTION	4 PLACES ± --- ± ---	3 PLACES ± --- ± .010	CHECKED BY MUELLER	DATE 1999/11/29	MATERIAL NO. SEE CHART	
		2 PLACES ± 0.25 ± .015	1 PLACE ± 0.38 ± ---	APPROVED BY EDGLEY	DATE 1999/11/30	DOCUMENT NO. SD-44432-001	
DRAFT WHERE APPLICABLE MUST REMAIN WITHIN DIMENSIONS		ANGULAR ±1/2°		SIZE C		SHEET NO. 1 OF 2	
THIS DRAWING CONTAINS INFORMATION THAT IS PROPRIETARY TO MOLEX INCORPORATED AND SHOULD NOT BE USED WITHOUT WRITTEN PERMISSION							

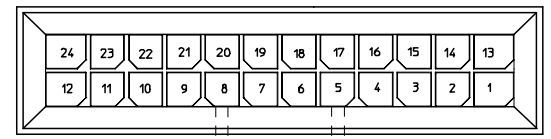
	13	12	11	10	9	8	7	6	5	4	3	2
J	MATERIAL NUMBER	NUMBER OF POSITIONS	PLATING OPTION									
	44432-0401	04	A									
	44432-0402	04	B									
	44432-0403	04	C									
I	44432-0601	06	A									
	44432-0602	06	B									
	44432-0603	06	C									
	44432-0801	08	A									
	44432-0802	08	B									
	44432-0803	08	C									
H	44432-1001	10	A									
	44432-1002	10	B									
	44432-1003	10	C									
	44432-1201	12	A									
	44432-1202	12	B									
G	44432-1203	12	C									
	44432-1401	14	A									
	44432-1402	14	B									
	44432-1403	14	C									
F	44432-1601	16	A									
	44432-1602	16	B									
	44432-1603	16	C									
	44432-1801	18	A									
	44432-1802	18	B									
	44432-1803	18	C									
E	44432-2001	20	A									
	44432-2002	20	B									
	44432-2003	20	C									
	44432-2201	22	A									
	44432-2202	22	B									
	44432-2203	22	C									
	44432-2401	24	A									
	44432-2402	24	B									
	44432-2403	24	C									



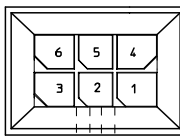
4 CIRCUIT



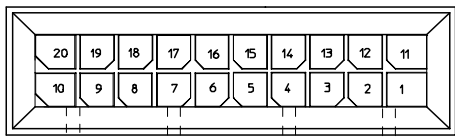
22 CIRCUIT



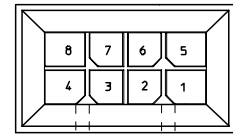
24 CIRCUIT



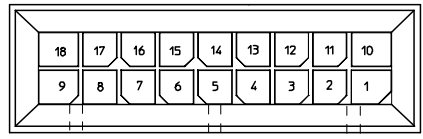
6 CIRCUIT



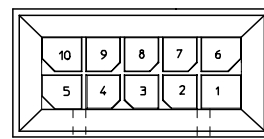
20 CIRCUIT



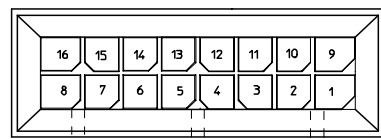
8 CIRCUIT



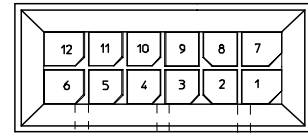
18 CIRCUIT



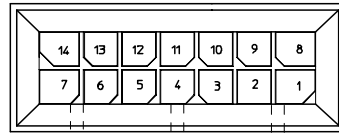
10 CIRCUIT



16 CIRCUIT



12 CIRCUIT



14 CIRCUIT

POLARIZATION LAYOUT  
4-24 CIRCUITS

REDRAWN EC NO: UCP2004-1228 DRAWN: ICERNY 2004/03/12 CHKD: 2004/03/31 APPR: F SMITH 2004/04/05	QUALITY SYMBOLS	GENERAL TOLERANCES (UNLESS SPECIFIED)	SCALE 4:1	DESIGN UNITS METRIC	THIRD ANGLE PROJECTION	REVISE ON CAD ONLY
	▽ = 0 ▽ = 0	4 PLACES ± --- ± --- 3 PLACES ± --- ± .010 2 PLACES ± 0.25 ± .015 1 PLACE ± 0.36 ± --- ANGULAR ±1/2°	DIMENSION STYLE IN/MM	TITLE MICRO FIT (3.0) DUAL ROW VERTICAL BMI HEADER ASS'Y		
		DRAFT WHERE APPLICABLE MUST REMAIN WITHIN DIMENSIONS	DRAWN BY DATE MUELLER 1999/11/29 CHECKED BY DATE MUELLER 1999/11/29 APPROVED BY DATE EDGLEY 1999/11/30	MATERIAL NO. DOCUMENT NO. SHEET NO. SEE CHART SD-44432-001 2 OF 2		
		THIS DRAWING CONTAINS INFORMATION THAT IS PROPRIETARY TO MOLEX INCORPORATED AND SHOULD NOT BE USED WITHOUT WRITTEN PERMISSION				