

ALUMINUM ELECTROLYTIC CAPACITORS

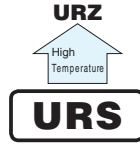
URS

Compact & Low-profile Sized



- Compact & low profile case size.
- Compliant to the RoHS directive (2011/65/EU,(EU)2015/863).

Valued marked with an ※ in the dimension table are scheduled to be discontinued and are not recommended for new designs.

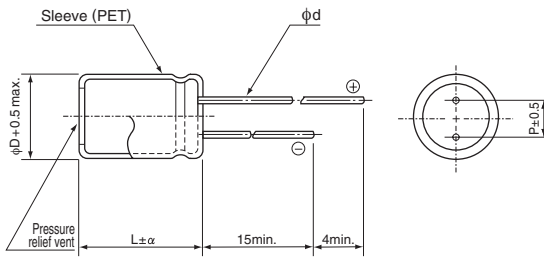


Specifications

Item	Performance Characteristics																																								
Category Temperature Range	-40 to +85°C																																								
Rated Voltage Range	6.3 to 400V																																								
Rated Capacitance Range	10 to 10000µF																																								
Capacitance Tolerance	±20% at 120Hz, 20°C																																								
Leakage Current ※	<table border="1"> <tr> <th>Rated voltage (V)</th> <th>6.3 to 100</th> <th>160 to 400</th> </tr> <tr> <td>_____</td> <td>After 1 minute's application of rated voltage at 20°C, leakage current is not more than 0.03CV. After 2 minutes' application of rated voltage at 20°C, leakage current is not more than 0.01CV.</td> <td>After 1 minute's application of rated voltage at 20°C, I = 0.04CV+100 (µA) or less</td> </tr> </table>	Rated voltage (V)	6.3 to 100	160 to 400	_____	After 1 minute's application of rated voltage at 20°C, leakage current is not more than 0.03CV. After 2 minutes' application of rated voltage at 20°C, leakage current is not more than 0.01CV.	After 1 minute's application of rated voltage at 20°C, I = 0.04CV+100 (µA) or less																																		
	Rated voltage (V)	6.3 to 100	160 to 400																																						
_____	After 1 minute's application of rated voltage at 20°C, leakage current is not more than 0.03CV. After 2 minutes' application of rated voltage at 20°C, leakage current is not more than 0.01CV.	After 1 minute's application of rated voltage at 20°C, I = 0.04CV+100 (µA) or less																																							
Tangent of loss angle (tan δ)	For capacitance of more than 1000µF, add 0.02 for every increase of 1000µF. Measurement frequency : 120Hz at 20°C <table border="1"> <tr> <th>Rated voltage (V)</th> <th>6.3</th> <th>10</th> <th>16</th> <th>25</th> <th>35</th> <th>50</th> <th>63</th> <th>100</th> <th>160</th> <th>200</th> <th>250</th> <th>400</th> </tr> <tr> <td>tan δ (max.)</td> <td>0.28</td> <td>0.24</td> <td>0.20</td> <td>0.16</td> <td>0.14</td> <td>0.12</td> <td>0.10</td> <td>0.08</td> <td>0.20</td> <td>0.20</td> <td>0.20</td> <td>0.25</td> </tr> </table>	Rated voltage (V)	6.3	10	16	25	35	50	63	100	160	200	250	400	tan δ (max.)	0.28	0.24	0.20	0.16	0.14	0.12	0.10	0.08	0.20	0.20	0.20	0.25														
Rated voltage (V)	6.3	10	16	25	35	50	63	100	160	200	250	400																													
tan δ (max.)	0.28	0.24	0.20	0.16	0.14	0.12	0.10	0.08	0.20	0.20	0.20	0.25																													
Stability at Low Temperature	Measurement frequency : 120Hz																																								
	<table border="1"> <tr> <th colspan="2">Rated voltage (V)</th> <th>6.3</th> <th>10</th> <th>16</th> <th>25</th> <th>35</th> <th>50</th> <th>63</th> <th>100</th> <th>160</th> <th>200</th> <th>250</th> <th>400</th> </tr> <tr> <td rowspan="2">Impedance ratio (max.)</td> <td>Z(-25°C) / Z(+20°C)</td> <td>5</td> <td>4</td> <td>3</td> <td>2</td> <td>2</td> <td>2</td> <td>2</td> <td>2</td> <td>3</td> <td>3</td> <td>3</td> <td>6</td> </tr> <tr> <td>Z(-40°C) / Z(+20°C)</td> <td>12</td> <td>10</td> <td>8</td> <td>5</td> <td>4</td> <td>3</td> <td>3</td> <td>3</td> <td>4</td> <td>4</td> <td>6</td> <td>10</td> </tr> </table>	Rated voltage (V)		6.3	10	16	25	35	50	63	100	160	200	250	400	Impedance ratio (max.)	Z(-25°C) / Z(+20°C)	5	4	3	2	2	2	2	2	3	3	3	6	Z(-40°C) / Z(+20°C)	12	10	8	5	4	3	3	3	4	4	6
Rated voltage (V)		6.3	10	16	25	35	50	63	100	160	200	250	400																												
Impedance ratio (max.)	Z(-25°C) / Z(+20°C)	5	4	3	2	2	2	2	2	3	3	3	6																												
	Z(-40°C) / Z(+20°C)	12	10	8	5	4	3	3	3	4	4	6	10																												
Endurance	The specifications listed at right shall be met when the capacitors are restored to 20°C after the rated voltage is applied for 2000 hours at 85°C.																																								
	Capacitance change	Within ±20% of the initial capacitance value																																							
	tan δ	200% or less than the initial specified value																																							
Shelf Life	The specifications listed at right shall be met when the capacitors are restored to 20°C after the rated voltage is applied for 2000 hours at 85°C.	Leakage current	Less than or equal to the initial specified value																																						
		Leakage current	Less than or equal to the initial specified value																																						
Marking	Printed with white color letter on black sleeve.																																								

※ I : Leakage Current (µA), C : Rated Capacitance (µF), V : Rated Voltage (V)

Radial Lead Type

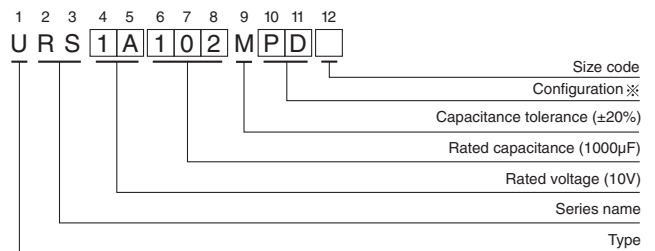


	(mm)				
φD	10	12.5	16	18	20
P	5.0	5.0	7.5	7.5	10.0
φd	0.6	0.6	0.8	0.8	1.0

α	(φD < 20) 1.5
	(φD ≥ 20) 2.0

- Please refer to the Guidelines for Aluminum Electrolytic Capacitors for end seal configuration information.

Type numbering system (Example : 10V 1000µF)



※ Configuration

φ D	Pb-free leadwire Pb-free PET sleeve
10	PD
12.5 to 18	HD
20	RD

Frequency coefficient of rated ripple current

V	Cap.(µF)	Frequency				
		50Hz	120Hz	300Hz	1 kHz	10kHz or more
6.3 to 100	47	0.75	1.00	1.35	1.57	2.00
	100 to 470	0.80	1.00	1.23	1.34	1.50
	1000 to 10000	0.85	1.00	1.10	1.13	1.15
160 to 400	10 to 220	0.80	1.00	1.25	1.40	1.60

● Dimension table in next page.

URS

■ Dimensions

Rated Voltage (V) (code)	Rated Capacitance (μ F)	Case Size ϕ D \times L (mm)	tan δ	Leakage Current (μ A)		Rated Ripple (mA _{rms}) (85°C/120Hz)	Part Number
				at 20°C after 1 minute	at 20°C after 2 minutes		
6.3 (0J)	2200	12.5 \times 15	0.30	415.8	138.6	890	URS0J222MHD
	3300	16 \times 15	0.32	623.7	207.9	1200	URS0J332MHD
	4700	16 \times 15	0.34	888.3	296.1	1410	URS0J472MHD
	6800	18 \times 15	0.38	1285.2	428.4	1660	URS0J682MHD
	10000	18 \times 20	0.46	1890	630	2020	URS0J103MHD
10 (1A)	1000	10 \times 12.5	0.24	300	100	620	URS1A102MPD
	2200	12.5 \times 15	0.26	660	220	960	URS1A222MHD
	3300	16 \times 15	0.28	990	330	1300	URS1A332MHD
	4700	18 \times 15	0.30	1410	470	1550	URS1A472MHD
	6800	18 \times 20	0.34	2040	680	1850	URS1A682MHD
16 (1C)	10000	18 \times 25	0.42	3000	1000	2350	URS1A103MHD
	1000	12.5 \times 12.5	0.20	480	160	720	URS1C102MHD
	2200	16 \times 15	0.22	1056	352	1160	URS1C222MHD
	3300	18 \times 15	0.24	1584	528	1460	URS1C332MHD
	4700	18 \times 20	0.26	2256	752	1770	URS1C472MHD
25 (1E)	6800	18 \times 25	0.30	3264	1088	2170	URS1C682MHD
	470	10 \times 12.5	0.16	352.5	117.5	530	URS1E471MPD
	1000	12.5 \times 15	0.16	750	250	830	URS1E102MHD
	2200	18 \times 15	0.18	1650	550	1360	URS1E222MHD
	3300	18 \times 20	0.20	2475	825	1720	URS1E332MHD
35 (1V)	4700	18 \times 25	0.22	3525	1175	2050	URS1E472MHD
	330	10 \times 12.5	0.14	346.5	115.5	480	URS1V331MPD
	470	12.5 \times 12.5	0.14	493.5	164.5	590	URS1V471MHD
	1000	16 \times 15	0.14	1050	350	1010	URS1V102MHD
	2200	18 \times 20	0.16	2310	770	1560	URS1V222MHD
50 (1H)	3300	20 \times 25	0.18	3465	1155	2000	※URS1V332MRD
	220	10 \times 12.5	0.12	330	110	420	URS1H221MPD
	330	12.5 \times 12.5	0.12	495	165	530	URS1H331MHD
	470	16 \times 15	0.12	705	235	750	URS1H471MHD
	1000	18 \times 20	0.12	1500	500	1160	URS1H102MHD
63 (1J)	2200	20 \times 25	0.14	3300	1100	1750	※URS1H222MRD
	220	12.5 \times 12.5	0.10	415.8	138.6	490	URS1J221MHD
	330	12.5 \times 15	0.10	623.7	207.9	710	URS1J331MHD
100 (2A)	470	16 \times 15	0.10	888.3	296.1	900	URS1J471MHD
	47	10 \times 12.5	0.08	141	47	230	URS2A470MPD
	100	12.5 \times 15	0.08	300	100	370	URS2A101MHD
	220	16 \times 15	0.08	660	220	620	URS2A221MHD
160 (2C)	330	18 \times 15	0.08	990	330	760	URS2A331MHD
	47	16 \times 15	0.20	400.8	—	420	URS2C470MHD
	68	18 \times 15	0.20	535.2	—	490	URS2C680MHD
	68	16 \times 20	0.20	535.2	—	490	URS2C680MHD6

For cut leads, formed leads or taped parts, please add the appropriate code after the size code (12th digit).
If there is no size code in the part number, please add size code "1" and then add the appropriate code.

URS

■ Dimensions

Rated Voltage (V) (code)	Rated Capacitance (μ F)	Case Size ϕ D×L (mm)	tan δ	Leakage Current (μ A)		Rated Ripple (mArms) (85°C/120Hz)	Part Number
				at 20°C after 1 minute	at 20°C after 2 minutes		
160 (2C)	100	18×20	0.20	740	—	590	URS2C101MHD
	100	20×15	0.20	740	—	590	※URS2C101MRD6
	150	18×25	0.20	1060	—	710	URS2C151MHD
	150	20×20	0.20	1060	—	710	※URS2C151MRD6
	220	20×25	0.20	1508	—	770	※URS2C221MRD
200 (2D)	33	16×15	0.20	364	—	350	URS2D330MHD
	47	18×15	0.20	476	—	420	URS2D470MHD
	47	16×20	0.20	476	—	420	URS2D470MHD6
	68	18×20	0.20	644	—	490	URS2D680MHD
	68	20×15	0.20	644	—	490	※URS2D680MRD6
	100	18×25	0.20	900	—	590	URS2D101MHD
	100	20×20	0.20	900	—	590	※URS2D101MRD6
250 (2E)	22	16×15	0.20	320	—	280	URS2E220MHD
	33	18×15	0.20	430	—	350	URS2E330MHD
	33	16×20	0.20	430	—	350	URS2E330MHD6
	47	18×20	0.20	570	—	420	URS2E470MHD
	47	20×15	0.20	570	—	420	※URS2E470MRD6
	68	18×20	0.20	780	—	490	URS2E680MHD
	100	18×25	0.20	1100	—	590	URS2E101MHD
400 (2G)	10	16×15	0.25	260	—	140	URS2G100MHD
	22	18×15	0.25	452	—	280	URS2G220MHD
	22	16×20	0.25	452	—	280	URS2G220MHD6
	33	18×20	0.25	628	—	350	URS2G330MHD
	47	18×25	0.25	852	—	420	URS2G470MHD
	47	20×20	0.25	852	—	420	※URS2G470MRD6
	68	20×25	0.25	1188	—	490	※URS2G680MRD

For cut leads, formed leads or taped parts, please add the appropriate code after the size code (12th digit).
If there is no size code in the part number, please add size code "1" and then add the appropriate code.

- For formed lead or taped product specifications and minimum order quantity, please refer to the Guidelines for Aluminum Electrolytic Capacitors.

Mouser Electronics

Authorized Distributor

Click to View Pricing, Inventory, Delivery & Lifecycle Information:

Nichicon:

[URS0J682MHD](#) [URS1A102MPD](#) [URS1A472MHD](#) [URS1A682MHD](#) [URS1C472MHD](#) [URS1C682MHD](#)
[URS1E471MPD](#) [URS1E472MHD](#) [URS0J472MHD](#) [URS1A332MHD](#) [URS1C332MHD](#) [URS0J332MHD](#)
[URS1A222MHD](#) [URS1C222MHD](#) [URS1E222MHD](#) [URS1A103MHD](#) [URS1C102MHD](#) [URS1E102MHD](#)
[URS1H331MHD](#) [URS1J221MHD](#) [URS1V222MHD](#) [URS1V331MPD](#) [URS2A221MHD](#) [URS1E332MHD](#)
[URS1H221MPD](#) [URS1H222MRD](#) [URS1V102MHD](#) [URS1H102MHD](#) [URS1J471MHD](#) [URS1V101MNA1TD](#)
[URS1H471MHD](#) [URS1J331MHD](#) [URS1V332MRD](#) [URS1V471MHD](#) [URS2A331MHD](#) [URS2A470MPD](#)
[URS2C101MRD6](#) [URS2C151MHD](#) [URS2C151MRD6](#) [URS2D680MHD](#) [URS2D680MRD6](#) [URS2E101MHD](#)
[URS2G330MHD](#) [URS2G470MHD](#) [URS2G470MRD6](#) [URS2A101MHD](#) [URS2C101MHD](#) [URS2D330MHD](#)
[URS2D470MHD](#) [URS2D470MHD6](#) [URS2G100MHD](#) [URS2G220MHD](#) [URS2G220MHD6](#) [URS2D101MHD](#)
[URS2D101MRD6](#) [URS2D151MHD](#) [URS2E470MHD](#) [URS2E470MRD6](#) [URS2E680MHD](#) [URS2C221MRD](#)
[URS2C470MHD](#) [URS2C680MHD](#) [URS2C680MHD6](#) [URS2E220MHD](#) [URS2E330MHD](#) [URS2E330MHD6](#)
[URS2G680MRD](#) [URS0J103MHD](#) [URS0J222MHD](#) [URS1E102MHD1TO](#) [URS1E222MHD1TN](#) [URS2E680MHD1TN](#)
[URS1C332MHD1TN](#) [URS1C332MHD1AA](#) [URS1C222MHD1TN](#) [URS1A102MPD1TD](#) [URS1E221MDD1TD](#)
[URS1V101MDD1TD](#) [URS1V221MDD1TD](#) [URS2G220MRD6](#) [URS2A330MHD1YQ](#) [URS1V222MHD1TN](#)
[URS2D680MHD1TN](#) [URS2D470MHD1TN](#) [URS2D470MHD6TN](#) [URS1J331MHD1TO](#) [URS1A682MHD1TN](#)
[URS2E330MHD1TN](#) [URS2A331MHD1TN](#) [URS2G100MHD1TN](#) [URS2E330MHD6TN](#) [URS2C101MHD1TN](#)
[URS2G220MHD6TN](#) [URS0J472MHD1TN](#) [URS2E220MHD1TN](#) [URS0J103MHD1TN](#) [URS1J221MHD1TO](#)
[URS1H471MHD1TN](#) [URS2A101MHD1TO](#) [URS2C470MHD1TN](#)