

M8 Field Attachable Connectors

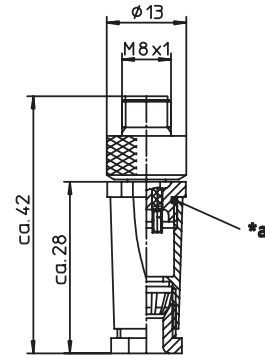
RSMC | RKMC



Male, 3- and 4-Pole

Field attachable connector, M8 male connector 3- and 4-pole with threaded joint, assembling with solder connections.

RSMC



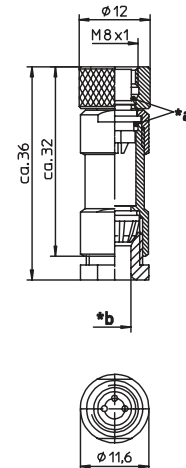
*a O-Ring



Female, 3- and 4-Pole

Field attachable connector, M8 Female connector 3- and 4-pole with threaded joint, assembling with solder connections.

RKMC

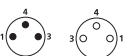


*a O-Ring
*b Screw joint for cable

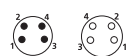
Pin Assignments

Face Views / M12, Male / Female

3 pole



4 pole





Be Certain with Belden

M8 Field Attachable Connectors

RSMC | RKMC

Technical Data

Environmental

Degree of protection IP 67 / NEMA 6P
 Operating temperature range RSMC: -25°C (-13°F) / +80°C (+176°F)
 RKMC: -40°C (-40°F) / +85°C (+185°F)

Mechanical

Housing / Molded body RSMC: CuZn, nickel-plated
 RKMC: PBT
 Insert PA
 Contact RSMC: CuZn, pre-nickeled and
 0.8 microns gold-plated
 RKMC: CuSn, gold-plated
 Receptacle shell CuZn, nickel-plated
 O-ring FKM (only RKMC)
 Mode of connection Solder connection
 Connectable conductor RSMC: max. 0.34mm²
 RKMC: max. 0.25 mm²

Electrical

Contact resistance ≤ 5 mΩ
 Nominal current at 40°C 4 A
 Nominal voltage 3 poles 60 V
 4 poles 30 V
 Rated voltage 3 poles 63 V
 4 poles 36 V
 Test voltage RSMC:
 3 poles 1.5 kV eff. / 60 s
 4 poles 0.8 kV eff. / 60 s
 Insulation resistance > 10⁹ Ω
 Pollution degree 3

Part Number	Pins	Cable Diameter Range	Characteristics
Male	Female		
RSMC 3	RKMC 3	3	Ø 3.5-5.0 mm
RSMC 4	RKMC 4	4	Ø 3.5-5.0 mm



Mouser Electronics

Authorized Distributor

Click to View Pricing, Inventory, Delivery & Lifecycle Information:

[Lumberg Automation:](#)

[RSMC 3](#) [RSMC 4](#) [RKMC 3](#) [RKMC 4](#)