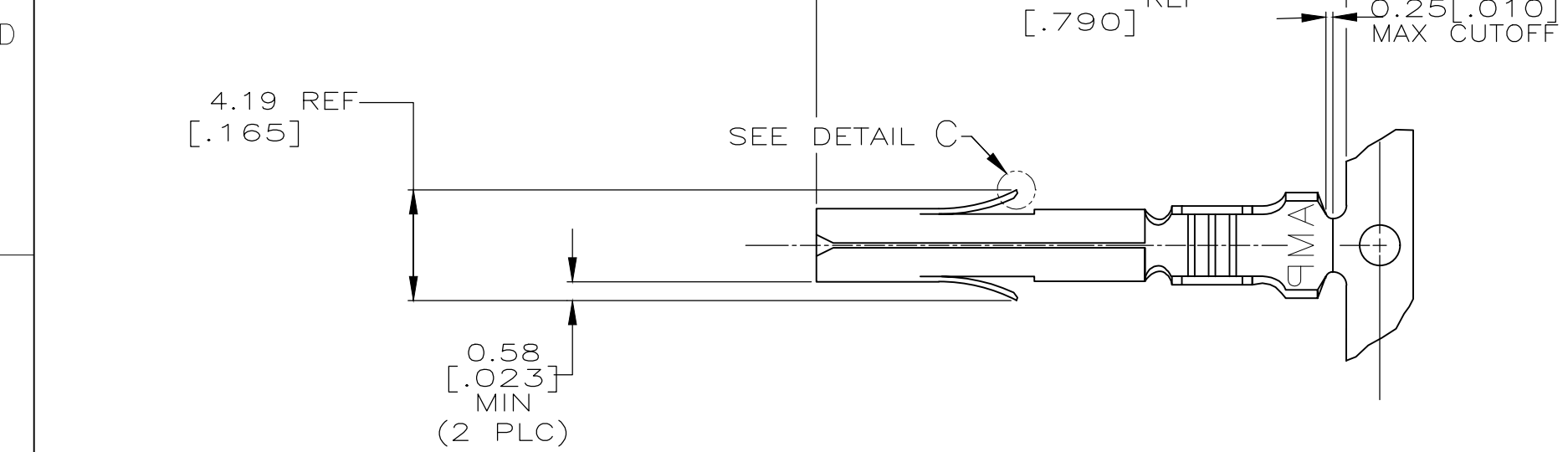
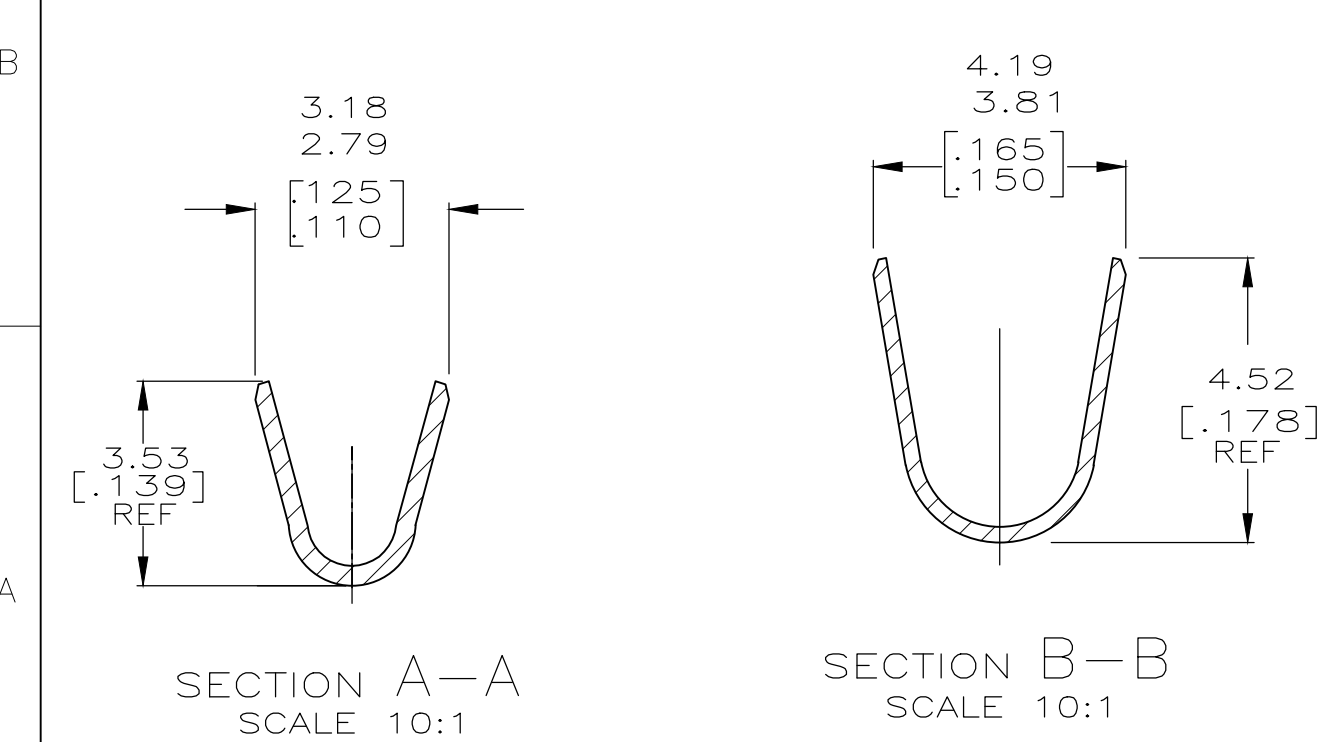
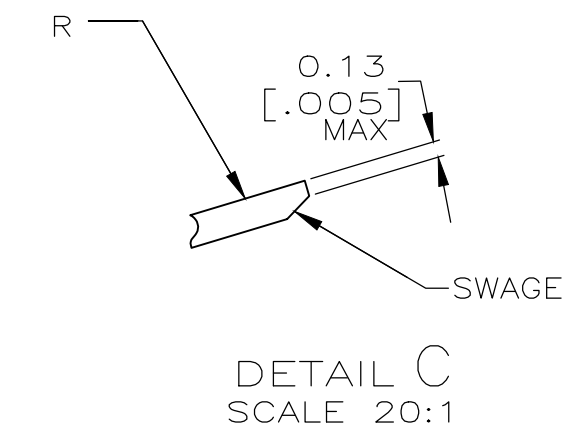
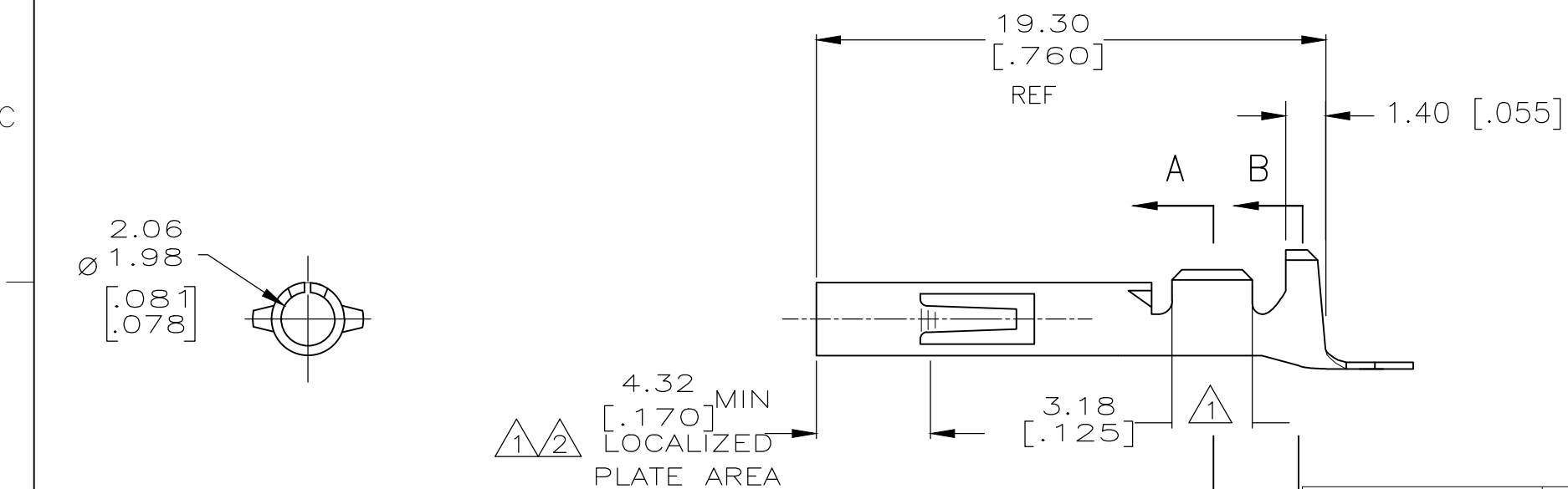


THIS DRAWING IS UNPUBLISHED. RELEASED FOR PUBLICATION
 © COPYRIGHT - By - ALL RIGHTS RESERVED.

REVISIONS				
P	LTR	DESCRIPTION	DATE	APVD
	AD4	REVISED PER ECR-18-011987	09AUG2018	BDA SF



- 1 0.00076[.000030] THK GOLD OVER NICKEL ON INSIDE OF RECEPTACLE AND WIRE BARREL; REMAINDER OF CONTACT IS NICKEL PLATED.
- 2 0.00076[.000030] THK GOLD ON INSIDE OF RECEPTACLE; REMAINDER OF CONTACT IS NICKEL PLATED.
- 3 DIMENSIONS IN BRACKETS ARE IN INCHES.
- 4 PRELIMINARY, NOT FOR PRODUCTION.
- 5 OBSOLETE PARTS: OBSOLETE CIS STREAMLINING PER D.RENAUD/D.SINISIA
- 6 WIRE RANGE: 14-20AWG, 2.08-0.52mm². INSULATION RANGE: Ø1.52-3.30 [Ø.060-.130].



APPLICATOR TYPE	FINISH	MATERIAL	PART NUMBER
-	MINI	GOLD 2	0.30 [.012] COPPER ALLOY 1-350536-2 4
-	-	TIN	0.30 [.012] BE CU 1-350536-0 4
5 OBSOLETE	STANDARD	TIN	0.30 [.012] PH BZ -350536-9-
-	MINI	GOLD 2	0.30 [.012] BRASS 350536-7
-	MINI	GOLD 2	0.30 [.012] PH BZ 350536-6
-	MINI	TIN	0.30 [.012] PH BZ 350536-3
-	MINI	GOLD 1	0.30 [.012] BRASS 350536-2
-	MINI	TIN	0.30 [.012] BRASS 350536-1

THIS DRAWING IS A CONTROLLED DOCUMENT.

DWN K. WHITAKER 07NOV2003	STE TE Connectivity
CHK S. RIDGILL 07-NOV-03	
APVD S. RIDGILL 07-NOV-03	NAME
PRODUCT SPEC 108-1031	SOCKET, UNIVERSAL MATE-N-LOK™
APPLICATION SPEC 114-1010	SIZE CAGE CODE DRAWING NO RESTRICTED TO
WEIGHT	A3 00779 C-350536
CUSTOMER DRAWING	SCALE 4:1 SHEET 1 OF 1 REV AD4