

# Customer Information Sheet

DRAWING No.: M80-466XXX

SHEET 2 OF 2

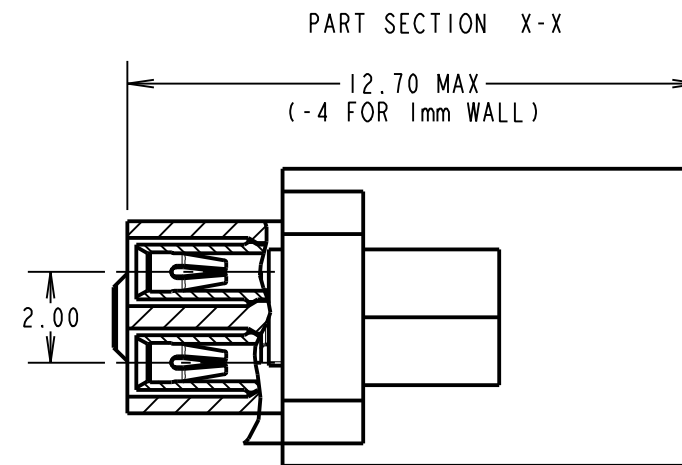
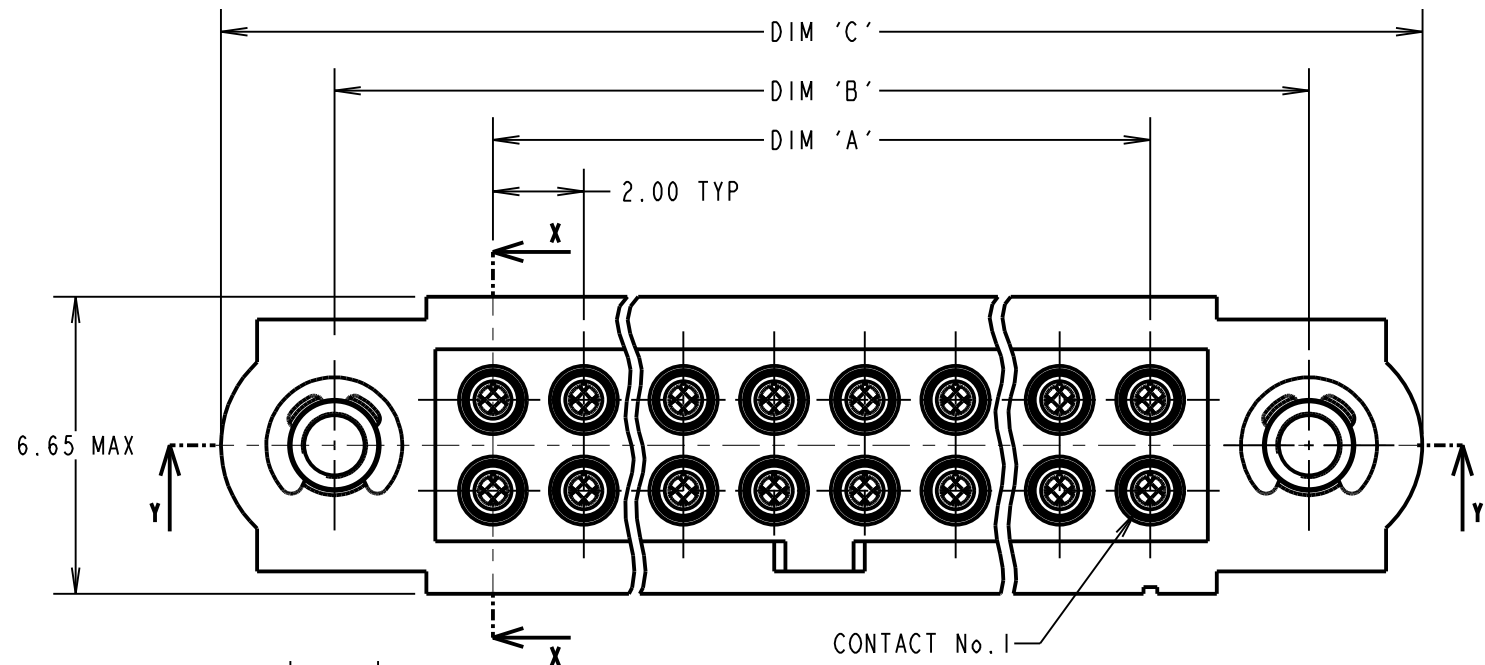
IF IN DOUBT - ASK

©

NOT TO SCALE

THIRD ANGLE PROJECTION

ALL DIMENSIONS IN mm



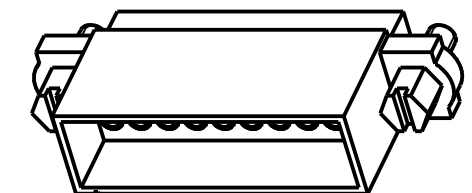
**SPECIFICATIONS:**

**MATERIAL:**  
 MOULDING = GLASS-FILLED PPS, UL94V-0, BLACK  
 CONTACT CLIP = BERYLLIUM COPPER  
 CONTACT SHELL = COPPER ALLOY  
 JACKSCREW, CIRCLIP = STAINLESS STEEL  
**FINISH (ALL OVER NICKEL):**  
 05 = 0.3µ GOLD CLIP, 0.25-0.3µ GOLD SHELL  
 42 = 0.3µ GOLD CLIP, 3.5-5.0µ 100% TIN SHELL  
**ELECTRICAL:**  
 CURRENT RATING AT 25°C = 3.0A MAX  
 CURRENT RATING AT 85°C = 2.2A MAX  
 WORKING VOLTAGE = 800V AC/DC  
 VOLTAGE PROOF = 1200V AC/DC  
 CONTACT RESISTANCE = 25mΩ MAX  
 INSULATION RESISTANCE = 100MΩ MIN  
**MECHANICAL:**  
 DURABILITY = 500 OPERATIONS  
 INSERTION FORCE (∅0.5mm GAUGE) = 2N MAX  
 WITHDRAWAL FORCE (∅0.5mm GAUGE) = 0.2N MIN  
**ENVIRONMENTAL:**  
 TEMPERATURE RANGE = -55°C TO +125°C  
**PACKING:**  
 LOOSE  
 FOR COMPLETE SPECIFICATION, SEE  
 COMPONENT SPECIFICATION C005XX  
 (LATEST ISSUE)

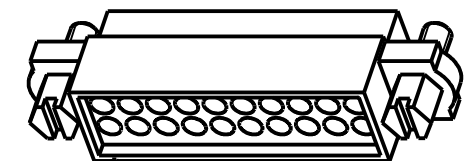
2 x M2x0.4

POTTING WALL HEIGHT  
SEE ORDER CODE

2 x 3.0  
A/F HEX



5mm POTTING WALL HEIGHT



1mm POTTING WALL HEIGHT

PART SECTION Y-Y

ASSEMBLY PART No.	No. OF CONTACTS	DIM 'A'	DIM 'B'	DIM 'C'
M80-46606XXX	6	4.00	11.00	16.00
M80-46610XXX	10	8.00	15.00	20.00
M80-46612XXX	12	10.00	17.00	22.00
M80-46614XXX	14	12.00	19.00	24.00
M80-46618XXX	18	16.00	23.00	28.00
M80-46620XXX	20	18.00	25.00	30.00
M80-46626XXX	26	24.00	31.00	36.00
M80-46634XXX	34	32.00	39.00	44.00
M80-46642XXX	42	40.00	47.00	52.00
M80-46650XXX	50	48.00	55.00	60.00

**NOTES:**

- CONNECTORS ARE SUPPLIED WITH CONTACTS LOOSE.
- FOR EXTRA CONTACTS, USE PART NUMBER M80-0130005 FOR M80-466XX05 AND M80-0130001 FOR M80-466XX42.
- RECOMMENDED WIRE TYPE = BS 3G 210 TYPE A, PTFE INSULATED 24-28 AWG. MAX INSULATION DIAMETER = ∅1.10mm, STRIP WIRE BY 2.00mm.
- RECOMMENDED HAND CRIMP TOOL = M22520/2-01 WITH POSITIONER T5747. REFER TO TOOLING INSTRUCTION SHEET IS-01 FOR COMPLETE CRIMPING INSTRUCTIONS.
- CONTACT INSERTION AND EXTRACTION TOOL = Z80-280. REFER TO INSTRUCTION SHEET IS-25 FOR ASSEMBLY INSTRUCTIONS.

MSP	9	07.10.15	13110
NAME	ISS.	DATE	C/NOTE
APPROVED: M.PERREN			
CHECKED: M.PLESTED			
DRAWN: B. M. KENT			
CUSTOMER REF.:			
ASSEMBLY DRG:			

ORDER CODE:

**M80-466XXXXX**

TOTAL No. OF CONTACTS  
06, 10, 12, 14, 18, 20,  
26, 34, 42, 50

FINISH

05 - GOLD CLIP, GOLD SHELL  
42 - GOLD CLIP, 100% TIN SHELL

POTTING WALL HEIGHT

BLANK = 5mm  
A = 1mm

**HARWIN**

www.harwin.com  
technical@harwin.com

THIS DRAWING AND ANY INFORMATION OR DESCRIPTIVE MATTER SET OUT HEREON ARE CONFIDENTIAL AND COPYRIGHT PROPERTY OF THE HARWIN GROUP AND MUST NOT BE DISCLOSED, LOANED, COPIED OR USED FOR MANUFACTURING, TENDERING OR FOR ANY OTHER PURPOSE WITHOUT THEIR WRITTEN PERMISSION.

**TOLERANCES**

X. = ±1mm  
X.X = ±0.50mm  
X.XX = ±0.10mm  
X.XXX = ±0.01mm  
ANGLES = ±5°  
UNLESS STATED

**MATERIAL:**

SEE ABOVE

FINISH: SEE ABOVE

S/AREA:

mm<sup>2</sup>

TITLE: JACKSCREW DATAMATE  
DIL CRIMP (SMALL BORE)  
POTTING WALL FEMALE ASSEMBLY

DRAWING NUMBER:

**M80-466XXXX**

SHT  
2 OF 2

# Mouser Electronics

Authorized Distributor

Click to View Pricing, Inventory, Delivery & Lifecycle Information:

[Harwin:](#)

[M80-4661405](#) [M80-4662005](#) [M80-4660605](#) [M80-4661005](#) [M80-4663405](#) [M80-4664205](#) [M80-4662605](#) [M80-4661205](#) [M80-4661805](#) [M80-4661442](#) [M80-4665005](#) [M80-4661042](#) [M80-4661042A](#) [M80-4661442A](#) [M80-4661842](#)  
[M80-4661242](#) [M80-4661805A](#) [M80-4662005A](#)