



## Data

### Electrical data

### Ratings per IEC/EN

|                         |       |
|-------------------------|-------|
| Nominal voltage (III/3) | 800 V |
| Rated current           | 32 A  |

### Ex information

|                         |      |
|-------------------------|------|
| Rated current (Ex e II) | 30 A |
|-------------------------|------|

Subject to changes. Please also observe the further product documentation!

WAGO GmbH & Co. KG  
Hansastr. 27  
32423 Minden  
Phone: +49571 887-0 | Fax: +49571 887-169  
Email: [info.de@wago.com](mailto:info.de@wago.com) | Web: [www.wago.com](http://www.wago.com)

Do you have any questions about our products?  
We are always happy to take your call at +49 (571) 887-44222.



## Physical data

|                   |                      |
|-------------------|----------------------|
| Width             | 22.8 mm / 0.898 inch |
| Height            | 4.1 mm / 0.161 inch  |
| Depth             | 19 mm / 0.748 inch   |
| Jumper assignment | 4-way                |

## Material data

|                       |  |
|-----------------------|--|
| Note on material data | <a href="#">Information on material data can be found here</a> |
| Color                 | light gray   |
| Fire load             | 0.015 MJ   |
| Weight                | 3.1 g  |

## Commercial data

|                       |               |
|-----------------------|---------------|
| Product Group         | 22 (TOPJOB S) |
| PU (SPU)              | 25 Stück      |
| Packaging type        | bag           |
| Country of origin     | DE            |
| GTIN                  | 4055143699846 |
| Customs tariff number | 85366990990   |

## Downloads

### Documentation

#### Bid Text

|                         |             |                |          |
|-------------------------|-------------|----------------|----------|
| 2004-404<br>X81 - Datei | 19-Feb-2019 | xml<br>2.6 kB  | Download |
| 2004-404<br>doc - Datei | 28-Apr-2017 | doc<br>24.1 kB | Download |

#### Additional Information

|                        |               |          |
|------------------------|---------------|----------|
| Technical explanations | pdf<br>2.2 MB | Download |
|------------------------|---------------|----------|

## CAD/CAE-Data

### CAD data

Subject to changes. Please also observe the further product documentation!

WAGO GmbH & Co. KG  
Hansastr. 27  
32423 Minden  
Phone: +49571 887-0 | Fax: +49571 887-169  
Email: [info.de@wago.com](mailto:info.de@wago.com) | Web: [www.wago.com](http://www.wago.com)

Do you have any questions about our products?  
We are always happy to take your call at +49 (571) 887-44222.



2D/3D Models 2004-404

---

[URL](#)      [Download](#)

#### CAE data

EPLAN Data Portal 2004-404

---

[URL](#)      [Download](#)

WSCAD Universe 2004-404

---

[URL](#)      [Download](#)

ZUKEN Portal 2004-404

---

[URL](#)      [Download](#)

### Environmental Product Compliance

#### Compliance Search

Environmental Product Compliance 2004-404

[URL](#)      [Download](#)

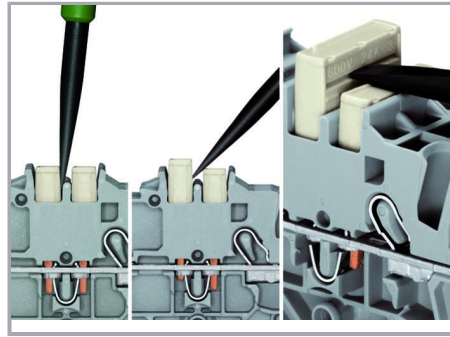

Jumper; 4-way; insulated; light gray

---

### Installation Notes

#### Commoning

Subject to changes. Please also observe the further product documentation!




The push-in type jumper bar system is based on the common plug and socket principle. Each terminal block is spring-loaded with a double socket and a resilient CrNi steel spring. The jumper contact material is pure electrolytic copper, which allows for an extremely small design capable of carrying the full-rated current of the terminal block. Ground terminal blocks can also be commoned using the same jumper system. Custom jumpers are created by breaking and removing jumper contacts (2000, 2001, 2002, 2004 Series).

#### Removing a push-in type jumper bar:

Insert the operating tool between the jumper and partition wall of the dual jumper slots, then lift up the jumper.

Place the operating tool in the center of jumpers for up to five contacts (see above), or alternately on both sides for jumpers with more than five contacts.

#### Commoning




#### Push-in type jumper bars

Custom push-in type jumper bars are created by breaking off jumper contacts.

500 V

300 V




#### Push-in type jumper bars


Marking with a felt-tip pen.

#### Commoning

Subject to changes. Please also observe the further product documentation!




Stepping down via push-in type jumper bar.




Stepping down via push-in type jumper bar:

Commoning via closed terminal side with end plate allows jumpering over two cross-section sizes, e.g., from 16 mm<sup>2</sup> (6 AWG) to 6 mm<sup>2</sup> (10 AWG) or from 6 mm<sup>2</sup> (10 AWG) to 2.5 mm<sup>2</sup> (14 AWG) (see illustration above).



Stepping down via push-in type jumper bar:

Commoning via open terminal side with end plate allows jumpering over two cross-section sizes for 16 mm<sup>2</sup> (6 AWG) and 10 mm<sup>2</sup> (8 AWG) and one cross-section size for 6/4/2.5 mm<sup>2</sup> (10/12/14 AWG). An example: from 16 mm<sup>2</sup> (6 AWG) to 6 mm<sup>2</sup> (10 AWG) (see illustration above) or from 10 mm<sup>2</sup> (8 AWG) to 4 mm<sup>2</sup> (12 AWG).



**Note:**

The total current of the outgoing circuits must not exceed the nominal current of the step-down jumper/push-in type jumper bar.

**Product family**

**TOPJOB® S**

TOPJOB® S: In various industrial applications and modern building installations, WAGO's wide and versatile range of rail-mount terminal blocks provides more than just reliable electrical connections.

[Show all products from the family](#)

Subject to changes. Please also observe the further product documentation!