

FEATURES

- Inductive sensors offer precise detection
- The sensors are completely encapsulated
- IP rating of 67 and are built from a nickel-brass housing
- long-term reliability and high accuracy
- 2m PVC pre-wired

RS PRO M18 x 1 Inductive Sensor - Barrel, NPN-NO Output, 5 mm Detection, IP67, Cable Terminal

RS Stock No.: 701-8222



RS Professionally Approved Products bring to you professional quality parts across all product categories. Our product range has been tested by engineers and provides a comparable quality to the leading brands without paying a premium price.

Product Description

Introducing the range of RS PRO Inductive Proximity Sensors. These versatile and high-quality sensors are an essential addition to any environment where measurement of attributes like pressure, thickness, etc. are integral to business operations, like manufacturing plants and industrial environments. With the RS PRO seal of approval, you are guaranteed a premium performance product, without the premium product price tag.

General Specifications

Sensing/Detection Range	5mm
Output Type	NPN-NO
Connection/Terminal Type	Cable
Shielding	Totally / Partially
Cable length	48mm
Minimum Operating Temperature	-25°C
Maximum Operating Temperature	+75°C

Electrical Specifications

Operating Supply Voltage	10V→30Vdc
Switching Current	200mA
Switching Frequency	1kHz
Voltage drop	≤2V
Temperature drift / Hysteresis	± 10 % / 5 % ... 15 %
Wiring technique	3 wire
Contact maximum DC Voltage	30V
Short Circuit Overload Protection	YES
Reverse Polarity Protection	YES
Overload Protection	YES

Mechanical Specifications

Body Style	Barrel
Mounting Type	Flush Mount
Thread Size	M18 x 1
Housing Material	Nickel Plated Brass
Length	48mm
Shock and Vibration Resistance	30 g, 11 ms/10 Hz ... 55 Hz, 1 mm

Protection Category

IP Rating	IP67
------------------	------

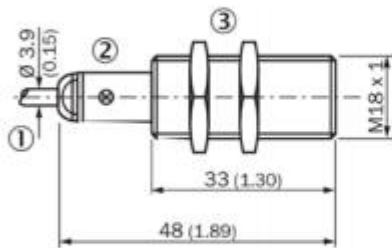
Approvals

Compliance/Certifications	cULus Listed, EN 60947-5-2, RoHS Compliant, UL
----------------------------------	--



Dimensional drawing (Dimensions in mm (inch))

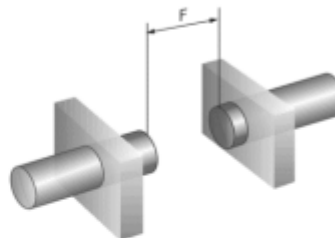
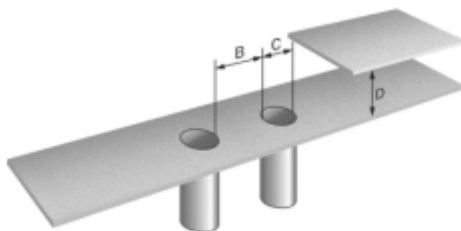
IME18 Short-body housing, cable, flush



1. Connection
2. Indication LED
3. Fastening nuts (2x); width across 24, metal

Installation

Flush installation



Connection diagram

Cd-001

