


# Sockets and accessories

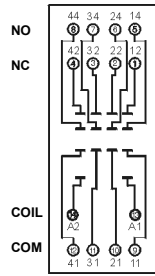
## GZT4

For R4N, T-R4

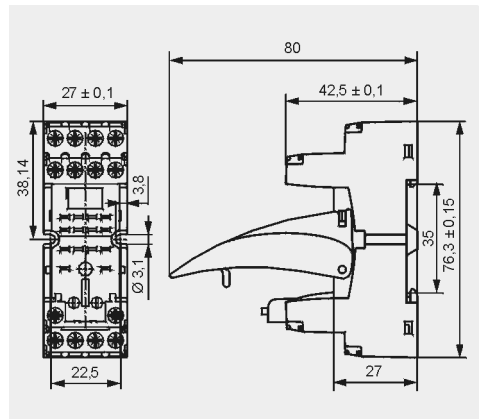
Screw terminals  
Max. tightening moment for the terminal: 0,7 Nm  
35 mm rail mount acc. to EN 60715 or on panel mounting 76,3 x 27 x 42,5(80) mm ②  
Four poles  
6 A, 300 V AC



### Connection diagram



### Dimensions




### Accessories

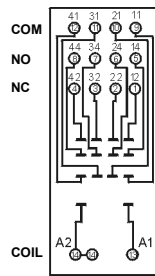
## GZM4

For R4N, T-R4

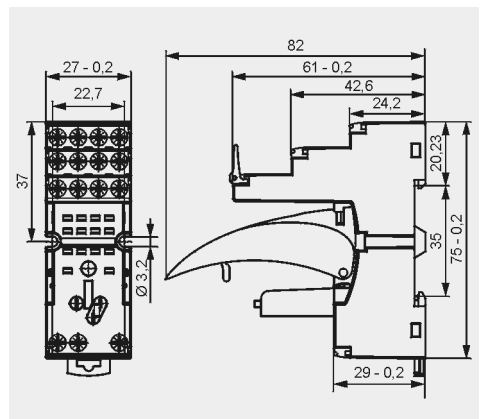
Screw terminals  
Max. tightening moment for the terminal: 0,7 Nm  
35 mm rail mount acc. to EN 60715 or on panel mounting 75 x 27 x 61(82) mm ②  
Four poles  
6 A, 300 V AC



### Connection diagram



### Dimensions




### Accessories

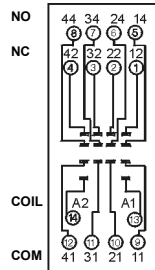
## GZ4

For R4N

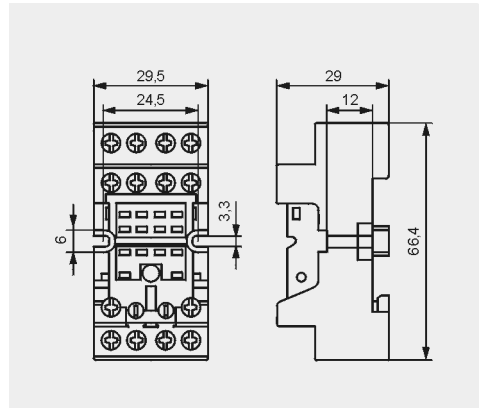
Screw terminals  
Max. tightening moment for the terminal: 0,7 Nm  
35 mm rail mount acc. to EN 60715 or on panel mounting 66,4 x 29,5 x 29 mm  
Four poles  
10 A, 300 V AC



### Connection diagram



### Dimensions




### Accessories

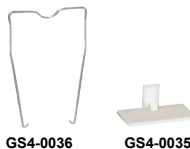
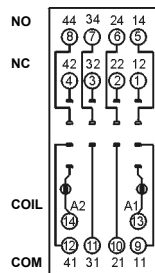
## GS4

For R4N

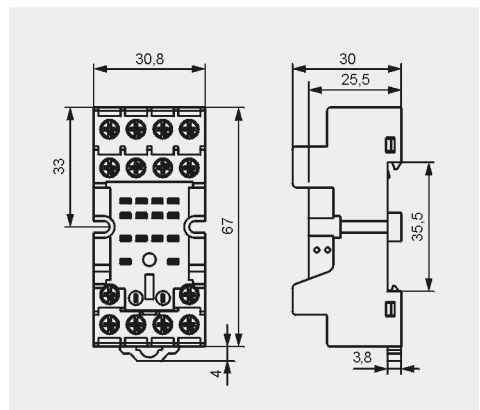
Screw terminals  
Max. tightening moment for the terminal: 0,7 Nm  
35 mm rail mount acc. to EN 60715 or on panel mounting 67 x 30,8 x 30(~63,7) mm ⑤  
Four poles  
10 A, 300 V AC



### Connection diagram



### Dimensions



### Accessories

① Mounting and sub-assemblies of accessories in the socket; Signalling / protecting modules type M... - see [www.repol.com.pl](http://www.repol.com.pl) ② In the bracket the height of socket with retainer / retractor clip is shown. ③ Have obtained LR Type Approval Certificate (Lloyd's Register). ④ In the bracket the height of socket with spring wire clip is shown.