

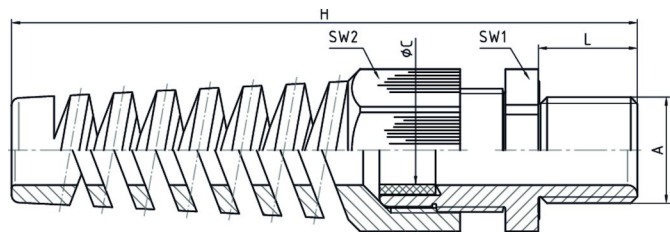
PERFECT cable gland

Dome nut	Polyamide PA6 V-2
Sealing ring	Polychloroprene-Nitrile rubber CR/NBR
Gland body	Polyamide PA6 V-2
Connecting thread	metric, as per EN 60423



Properties

	<ul style="list-style-type: none"> with spiral top, for movable flexible cables, integrated anchorage wide sealing and clamping range easy-to-install UV- and weather resistance according UL 514B
Temperature range	-20 °C / +100 °C (dynamic) -40 °C (static, short term)
Protection grade	IP68 5 bar
Test standard	UL 514B
UL / CSA-File	E140310
Comment	details about test results - see annex



Features




RAL 9005

Connecting thread standard length

A	ØC	L	SW1	SW2	H	VPE	Part No.
M12x1,5	3 - 6,5	8	15	15	63,5	100	50007M12BSSW
M16x1,5	5 - 10	8	22	22	87,5	100	50011M16BSSW08
M20x1,5	6 - 12	8	24	24	98,5	50	50013M20BSSW08
M20x1,5	10 - 14	8	27	27	109	25	50016M20BSSW08
M25x1,5	13 - 18	8	33	33	125,5	25	50021M25BSSW08


Connecting thread long

A	ØC	L	SW1	SW2	H	 VPE	Part No.
M16x1,5	5 - 10	15	22	22	94,5	100	50011M16BSSW
M20x1,5	10 - 14	15	27	27	116	25	50016M20BSSW
M20x1,5	6 - 12	11	24	24	101,5	50	50013M20BSSW
M25x1,5	13 - 18	15	33	33	132,5	25	50021M25BSSW




RAL 7035

Connecting thread standard length

A	ØC	L	SW1	SW2	H	 VPE	Part No.
M12x1,5	3 - 6,5	8	15	15	63,5	100	50007M12BS7035
M16x1,5	5 - 10	8	22	22	87,5	100	50011M16BS087035
M20x1,5	6 - 12	8	24	24	98,5	50	50013M20BS087035
M25x1,5	13 - 18	8	33	33	125,5	25	50021M25BS087035


Connecting thread long


A	ØC	L	SW1	SW2	H	 VPE	Part No.
M16x1,5	5 - 10	15	22	22	94,5	100	50011M16BS7035
M20x1,5	6 - 12	11	24	24	101,5	50	50013M20BS7035
M20x1,5	10 - 14	15	27	27	116	25	50016M20BS7035
M25x1,5	13 - 18	15	33	33	132,5	25	50021M25BS7035




RAL 7001

Connecting thread standard length

A	ØC	L	SW1	SW2	H	 VPE	Part No.
M12x1,5	3 - 6,5	8	15	15	63,5	100	50007M12PABS
M16x1,5	5 - 10	8	22	22	87,5	100	50011M16PABS08
M20x1,5	6 - 12	8	24	24	98,5	50	50013M20PABS08
M20x1,5	10 - 14	8	27	27	109	25	50016M20PABS08

A	ØC	L	SW1	SW2	H	 VPE	Part No.
M25x1,5	13 - 18	8	33	33	125,5	25	50021M25PABS08
M20x1,5	10 - 14	8	27	27	109	25	50016M20BS087035

Connecting thread long

A	ØC	L	SW1	SW2	H	 VPE	Part No.
M16x1,5	5 - 10	15	22	22	94,5	100	50011M16PABS
M20x1,5	6 - 12	11	24	24	101,5	50	50013M20PABS
M20x1,5	10 - 14	15	27	27	116	25	50016M20PABS
M25x1,5	13 - 18	15	33	33	132,5	25	50021M25PABS