

Solid State, Thin Film, SMD 1206, Super-Quick-Acting FF, 125 VAC, 125 VDC, 150 °C

new



UL 248-14 · 125 VAC · 125 VDC · Super-Quick-Acting FF

See below:

[Approvals and Compliances](#)**Description**

- Highest Breaking Capacity Rating for a 1206 on the market: 300A@125VDC

**Unique Selling Proposition**

- No tin whiskers, no tin dendrites
- No leaded coating (RoHS conform)
- Similar fuse qualification as in MIL-PRF 23419
- Hermetically sealed and robust construction

**Applications**

- Industrial grade space application
- Avionics
- Medical Equipment
- Defense

**Other versions on request**

- Different Up Screenings
- Extensive Test Reports
- Visual Inspection according MIL-PRF 55342

**Weblinks**

[pdf data sheet](#), [html datasheet](#), [General Product Information](#), [Distributor-Stock-Check](#), [Detailed request for product](#), [Landing Page](#)

**Technical Data**

Rated Voltage	32 - 125 VAC, 125 VDC
Rated current	0.2 - 5 A
Breaking Capacity	50 A
Characteristic	Super-Quick-Acting FF
Mounting	PCB,SMT
Max. Non-Operating Temp.	+150 °C
Admissible Ambient Air Temp.	-55 °C to 125 °C
Climatic Category	55/125/56 acc. to IEC 60068-1
Material: Housing	Ceramics
Material: Terminals	Gold-Plated Nickel
Unit Weight	0.03 g
Storage Conditions	0 °C to 60 °C, max. 70% r.h.
Product Marking	none

Soldering Methods	Reflow, Wave <a href="#">Soldering Profile</a>
Solderability	245 °C / 3 sec acc. to IEC 60068-2-58, Test Td
Resistance to Soldering Heat	260 °C / 10 sec acc. to IEC 60068-2-58 Test TD, Level 1
Moisture Sensitivity Level	MSL 1, J-STD-020
Damp heat, steady state	IEC 60068-2-78 (40 °C, 93% RH, 56 days)
Moisture Resistance Test	MIL-STD-202, Method 106 (50 cycles in a temp./mister chamber)
Thermal Shock	IEC 60068-2-14 (200 air-to-air cycles from -55 to +150 °C)
Operational Life	2000h @ 0.63 x In @ 125 °C
Load Humidity Test	MIL-STD-202, Method 103 0.1 x In @ 0.85 r.H. @ 85 °C
Vibration, High Frequency	IEC 60068-2-6 Shock 20 g, 20 min, 10-2000 Hz, 12 cyc.
Mechanical Shock	IEC 60068-2-27 (12 shocks, 1600 g, 0.5 ms)
ESD classification	JEDEC JS-001-2014, Class 1B (500 to < 1000 V)
Resistance to Solvents	Cleaning with common solvents
Terminal Strength	EIA/IS-722, Test 4.5.5 (Deflection of board 1 mm for 1 minute)
Thermal Vacuum	ESA ESCC 4008 Para. 8.15

**Approvals and Compliances**


Detailed information on product approvals, code requirements, usage instructions and detailed test conditions can be looked up in [Details about Approvals](#)

SCHURTER products are designed for use in industrial environments. They have approvals from independent testing bodies according to national and international standards. Products with specific characteristics and requirements such as required in the automotive sector according to IATF 16949, medical technology according to ISO 13485 or in the aerospace industry can be offered exclusively with customer-specific, individual agreements by SCHURTER.

**Approvals**



The approval mark is used by the testing authorities to certify compliance with the safety requirements placed on electronic products.

Approval Reference Type: MGA-A

Approval Logo	Certificates	Certification Body	Description
	UL Approvals	UL	UL File Number: E41599

**Product standards**

Product standards that are referenced

Organization	Design	Standard	Description
	Designed according to	UL 248-14	Low voltage fuses - Part 14: Additional fuses
	Designed according to	CSA22.2 No. 248.14	Low-Voltage Fuses - Part 14: Supplemental Fuses




**Application standards**

Application standards where the product can be used

Organization	Design	Standard	Description
	Designed for applications acc.	IEC/UL 62368-1	Audio/video, information and communication technology equipment - Part 1: Safety requirements

**Compliances**


The product complies with following Guide Lines

Identification	Details	Initiator	Description
	RoHS	SCHURTER AG	Directive RoHS 2011/65/EU, Amendment (EU) 2015/863
	China RoHS	SCHURTER AG	The law SJ / T 11363-2006 (China RoHS) has been in force since 1 March 2007. It is similar to the EU directive RoHS.
	REACH	SCHURTER AG	On 1 June 2007, Regulation (EC) No 1907/2006 on the Registration, Evaluation, Authorization and Restriction of Chemicals 1 (abbreviated as "REACH") entered into force.

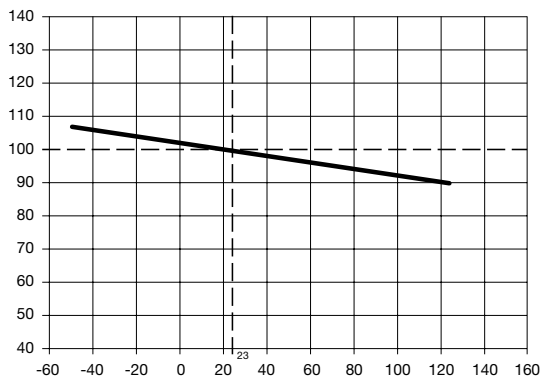
**Dimension [mm]**



Reflow soldering pads



### Derating Curves

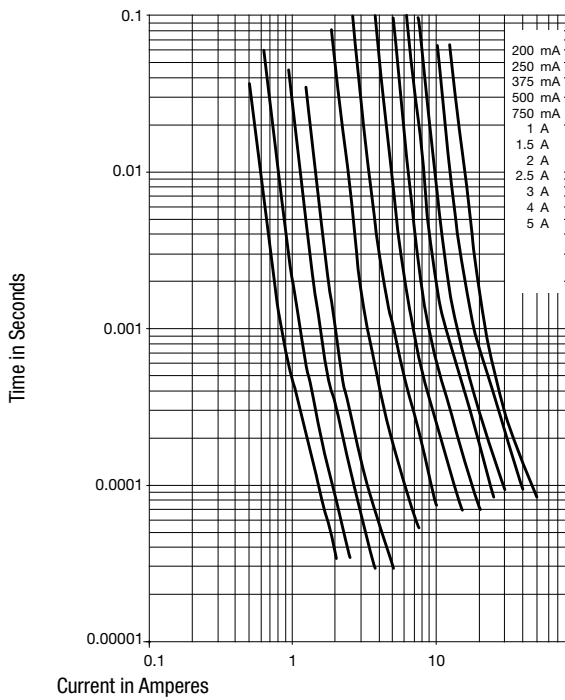


### Pre-Arcing Time

Rated Current  $I_n$     1.0 x  $I_n$  min.    2.5 x  $I_n$  max.


0.2 A - 5 A	4 h	5 s
-------------	-----	-----

### Time-Current-Curves



### All Variants

Rated Current [A]	Rated Voltage [VAC]	Rated Voltage [VDC]	Breaking Capacity	Voltage Drop 1.0 $I_n$ typ. [mV]	Melting $I^2t$ 10.0 $I_n$ typ. [A <sup>2</sup> s]	C  US	Packaging [PCS]	Order Number
0.2	125	125	1)	220	0.0001	●	100	3-103-085
0.2	125	125	1)	220	0.0001	●	750	3-103-086
0.2	125	125	1)	220	0.0001	●	3000	3-103-087
0.2	125	125	1)	220	0.0001	●	10000	3-103-088
0.25	125	125	1)	200	0.00013	●	100	3-103-089
0.25	125	125	1)	200	0.00013	●	750	3-103-090
0.25	125	125	1)	200	0.00013	●	3000	3-103-091
0.25	125	125	1)	200	0.00013	●	10000	3-103-092
0.375	125	125	1)	150	0.00024	●	100	3-103-093

Rated Current [A]	Rated Voltage [VAC]	Rated Voltage [VDC]	Breaking Capacity	Voltage Drop 1.0 I <sub>n</sub> typ. [mV]	Melting I <sup>2</sup> t 10.0 I <sub>n</sub> typ. [A <sup>2</sup> s]		Packaging [PCS]	Order Number
0.375	125	125	1)	150	0.00024	●	750	3-103-094
0.375	125	125	1)	150	0.00024	●	3000	3-103-095
0.375	125	125	1)	150	0.00024	●	10000	3-103-096
0.5	125	125	1)	135	0.0004	●	100	3-103-097
0.5	125	125	1)	135	0.0004	●	750	3-103-098
0.5	125	125	1)	135	0.0004	●	3000	3-103-099
0.5	125	125	1)	135	0.0004	●	10000	3-103-100
0.75	125	125	1)	95	0.0011	●	100	3-103-101
0.75	125	125	1)	95	0.0011	●	750	3-103-102
0.75	125	125	1)	95	0.0011	●	3000	3-103-103
0.75	125	125	1)	95	0.0011	●	10000	3-103-104
1	125	125	1)	105	0.0048	●	100	3-103-105
1	125	125	1)	105	0.0048	●	750	3-103-106
1	125	125	1)	105	0.0048	●	3000	3-103-107
1	125	125	1)	105	0.0048	●	10000	3-103-108
1.5	125	125	1)	95	0.011	●	100	3-103-109
1.5	125	125	1)	95	0.011	●	750	3-103-110
1.5	125	125	1)	95	0.011	●	3000	3-103-111
1.5	125	125	1)	95	0.011	●	10000	3-103-112
2	125	125	1)	95	0.019	●	100	3-103-113
2	125	125	1)	95	0.019	●	750	3-103-114
2	125	125	1)	95	0.019	●	3000	3-103-115
2	125	125	1)	95	0.019	●	10000	3-103-116
2.5	125	125	1)	90	0.03	●	100	3-103-117
2.5	125	125	1)	90	0.03	●	750	3-103-118
2.5	125	125	1)	90	0.03	●	3000	3-103-119
2.5	125	125	1)	90	0.03	●	10000	3-103-120
3	125	125	1)	90	0.043	●	100	3-103-121
3	125	125	1)	90	0.043	●	750	3-103-122
3	125	125	1)	90	0.043	●	3000	3-103-123
3	125	125	1)	90	0.043	●	10000	3-103-124
4	63	125	2)	80	0.09	●	100	3-103-125
4	63	125	2)	80	0.09	●	750	3-103-126
4	63	125	2)	80	0.09	●	3000	3-103-127
4	63	125	2)	80	0.09	●	10000	3-103-128
5	32	125	3)	80	0.14	●	100	3-103-129
5	32	125	3)	80	0.14	●	750	3-103-130
5	32	125	3)	80	0.14	●	3000	3-103-131
5	32	125	3)	80	0.14	●	10000	3-103-132

Most Popular.

Availability for all products can be searched real-time: <https://www.schurter.com/en/Stock-Check/Stock-Check-SCHURTER>

1) 50 A @ 125 VAC / 300 A @ 125 VDC

2) 50 A @ 63 VAC / 50 A @ 125 VDC / 300 A @ 32 VDC

3) 50 A @ 32 VAC / 50 A @ 125 VDC / 300 A @ 32 VDC

#### Packaging Unit

acc. IEC 60286-3 Type 2a

100 pcs. in 8mm tape in plastic bag  
750 pcs. in 8mm tape on 18cm reel  
3000 pcs. in 8mm tape on 33cm reel  
10000 pcs. in 8mm tape on 33cm reel

# Mouser Electronics

Authorized Distributor

Click to View Pricing, Inventory, Delivery & Lifecycle Information:

## Schurter:

[3-103-099](#) [3-103-116](#) [3-103-118](#) [3-103-091](#) [3-103-124](#) [3-103-125](#) [3-103-126](#) [3-103-121](#) [3-103-123](#) [3-103-132](#) [3-103-092](#) [3-103-093](#) [3-103-111](#) [3-103-090](#) [3-103-095](#) [3-103-097](#) [3-103-106](#) [3-103-120](#) [3-103-129](#) [3-103-130](#) [3-103-107](#) [3-103-128](#) [3-103-085](#) [3-103-119](#) [3-103-087](#) [3-103-089](#) [3-103-098](#) [3-103-103](#) [3-103-112](#) [3-103-114](#) [3-103-110](#) [3-103-086](#) [3-103-100](#) [3-103-101](#) [3-103-102](#) [3-103-117](#) [3-103-115](#) [3-103-122](#) [3-103-131](#) [3-103-094](#) [3-103-108](#) [3-103-109](#) [3-103-127](#) [3-103-096](#) [3-103-105](#) [3-103-088](#) [3-103-104](#) [3-103-113](#)