

## 500mW, 5% Tolerance SMD Zener Diode

### FEATURES

- Wide zener voltage range selection: 2.4V to 51V
- $V_Z$  tolerance selection of  $\pm 5\%$
- Moisture sensitivity level: level 1, per J-STD-020
- RoHS Compliant
- Halogen-free according to IEC 61249-2-21

### APPLICATIONS

- Low voltage stabilizers or voltage references
- Adapters
- On-board DC/DC converter

### MECHANICAL DATA

- Case: SOD-123F
- Molding compound meets UL 94V-0 flammability rating
- Terminal: Matte tin plated leads, solderable per J-STD-002
- Polarity: Indicated by cathode band
- Weight: 8.85mg (approximately)

KEY PARAMETERS		
PARAMETER	VALUE	UNIT
$V_Z$	2.4 - 51	V
$P_D$	500	mW
$V_F$ at $I_F = 10\text{mA}$	0.9	V
$T_{J\text{MAX}}$	150	$^{\circ}\text{C}$
Package	SOD-123F	
Configuration	Single die	


**SOD-123F**


ABSOLUTE MAXIMUM RATINGS ( $T_A = 25^{\circ}\text{C}$ unless otherwise noted)			
PARAMETER	SYMBOL	VALUE	UNIT
Forward voltage @ $I_F = 10\text{mA}$	$V_F$	0.9	V
Power dissipation	$P_D$	500	mW
Junction temperature range	$T_J$	-65 to +150	$^{\circ}\text{C}$
Storage temperature range	$T_{\text{STG}}$	-65 to +150	$^{\circ}\text{C}$

THERMAL PERFORMANCE			
PARAMETER	SYMBOL	TYP	UNIT
Junction-to-ambient thermal resistance	$R_{\theta\text{JA}}$	330	$^{\circ}\text{C/W}$

<b>ELECTRICAL SPECIFICATIONS</b> ( $T_A = 25^\circ\text{C}$ unless otherwise noted)										
PART NUMBER	MARKING CODE	ZENER VOLTAGE			TEST CURRENT	REGULAR IMPEDANCE		TEST CURRENT	LEAKAGE CURRENT	
		$V_Z @ I_{ZT}$			$I_{ZT}$	$Z_{ZT} @ I_{ZT}$	$Z_{ZK} @ I_{ZK}$	$I_{ZK}$	$I_R @ V_R$	
		Min	Nom	Max	mA	$\Omega$	$\Omega$	mA	$\mu\text{A}$	V
MMSZ5221B	Z2V4	2.28	2.4	2.52	20	30	1200	0.25	100	1
MMSZ5225B	Z3V0	2.85	3.0	3.15	20	29	1600	0.25	50	1
MMSZ5226B	Z3V3	3.14	3.3	3.47	20	28	1600	0.25	25	1
MMSZ5227B	Z3V6	3.42	3.6	3.78	20	24	1700	0.25	15	1
MMSZ5228B	Z3V9	3.71	3.9	4.10	20	23	1900	0.25	10	1
MMSZ5229B	Z4V3	4.09	4.3	4.52	20	22	2000	0.25	5	1
MMSZ5230B	Z4V7	4.47	4.7	4.94	20	19	1900	0.25	5	2
MMSZ5231B	Z5V1	4.85	5.1	5.36	20	17	1600	0.25	5	2
MMSZ5232B	Z5V6	5.32	5.6	5.88	20	11	1600	0.25	5	3
MMSZ5234B	Z6V2	5.89	6.2	6.51	20	7	1000	0.25	5	4
MMSZ5235B	Z6V8	6.46	6.8	7.14	20	5	750	0.25	3	5
MMSZ5236B	Z7V5	7.13	7.5	7.88	20	6	500	0.25	3	6
MMSZ5237B	Z8V2	7.79	8.2	8.61	20	8	500	0.25	3	6.5
MMSZ5239B	Z9V1	8.65	9.1	9.56	20	10	600	0.25	3	7
MMSZ5240B	Z10V	9.50	10	10.50	20	17	600	0.25	3	8
MMSZ5241B	Z11V	10.45	11	11.55	20	22	600	0.25	2	8.4
MMSZ5242B	Z12V	11.40	12	12.60	20	30	600	0.25	1	9.1
MMSZ5243B	Z13V	12.35	13	13.65	9.5	13	600	0.25	0.5	9.9
MMSZ5244B	Z14V	13.30	14	14.70	9.0	15	600	0.25	0.1	10
MMSZ5245B	Z15V	14.25	15	15.75	8.5	16	600	0.25	0.1	11
MMSZ5246B	Z16V	15.20	16	16.80	7.8	17	600	0.25	0.1	12
MMSZ5248B	Z18V	17.10	18	18.90	7.0	21	600	0.25	0.1	14
MMSZ5250B	Z20V	19.00	20	21.00	6.2	25	600	0.25	0.1	15
MMSZ5251B	Z22V	20.90	22	23.10	5.6	29	600	0.25	0.1	17
MMSZ5252B	Z24V	22.80	24	25.20	5.2	33	600	0.25	0.1	18
MMSZ5254B	Z27V	25.65	27	28.35	4.6	41	600	0.25	0.1	21
MMSZ5256B	Z30V	28.50	30	31.50	4.2	49	600	0.25	0.1	23
MMSZ5257B	Z33V	31.35	33	34.65	3.8	58	700	0.25	0.1	25
MMSZ5258B	Z36V	34.20	36	37.80	3.4	70	700	0.25	0.1	27
MMSZ5259B	Z39V	37.05	39	40.95	3.2	80	800	0.25	0.1	30
MMSZ5260B	Z43V	40.85	43	45.15	3.0	93	900	0.25	0.1	33
MMSZ5261B	Z47V	44.65	47	49.35	2.7	105	1000	0.25	0.1	36
MMSZ5262B	Z51V	48.45	51	53.55	2.5	125	1100	0.25	0.1	39

**Notes:**

1. The zener voltage ( $V_Z$ ) is tested under pulse condition of 30ms.
2. The device numbers listed have a standard tolerance on the normal zener voltage of  $\pm 5\%$ .
3. For detailed information on price, availability and delivery of normal zener voltages between the voltages shown and tighter voltage tolerances, contact your nearest Taiwan Semiconductor representative.
4. The zener impedance is derived from the 60-cycle ac voltage, which results when an ac current having a rms value equal to 10% of the DC zener current ( $I_{ZT}$  or  $I_{ZK}$ ) is superimposed to  $I_{ZT}$  or  $I_{ZK}$ .

<b>ORDERING INFORMATION</b>		
<b>ORDERING CODE<sup>(1)(2)</sup></b>	<b>PACKAGE</b>	<b>PACKING</b>
MMSZ52xB RH	SOD-123F	3K / 7" Reel
MMSZ52xB RHG	SOD-123F	3K / 7" Reel

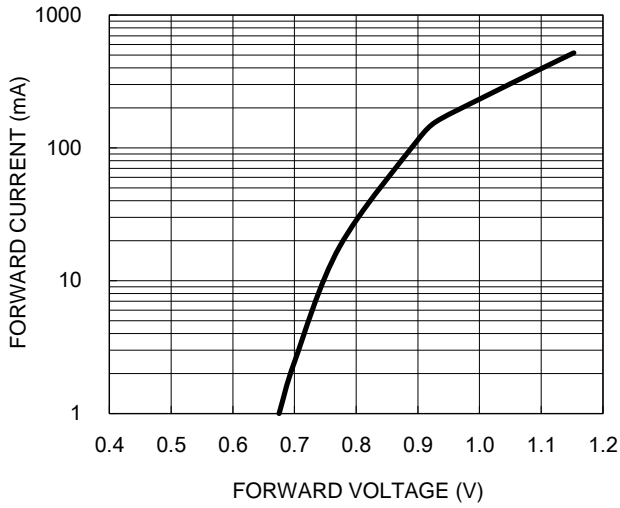
**Notes:**

1. "x" defines voltage from 2.4V (MMSZ5221B) to 51V (MMSZ5262B)
2. "G" means green compound (halogen-free)

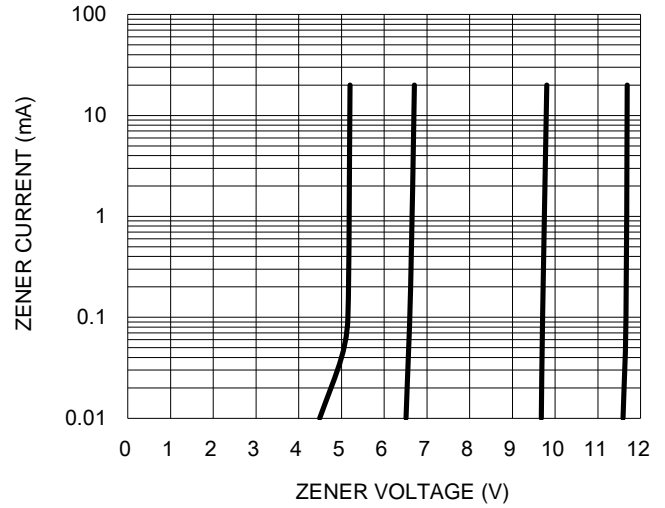
**CHARACTERISTICS CURVES**

( $T_A = 25^\circ\text{C}$  unless otherwise noted)

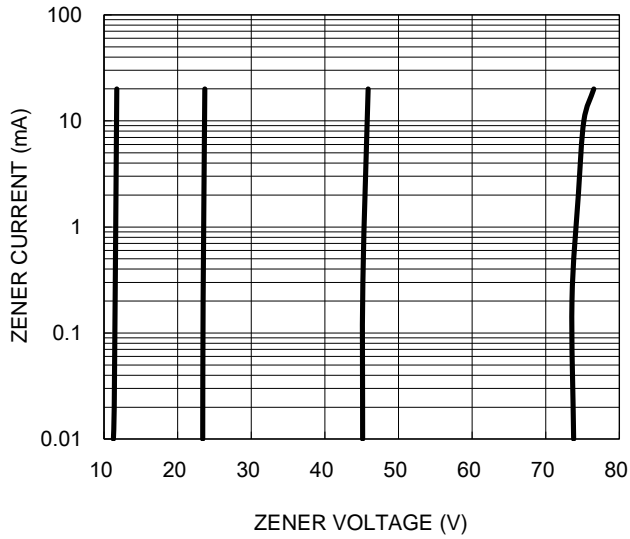
**Fig.1 Typical Forward Voltage**



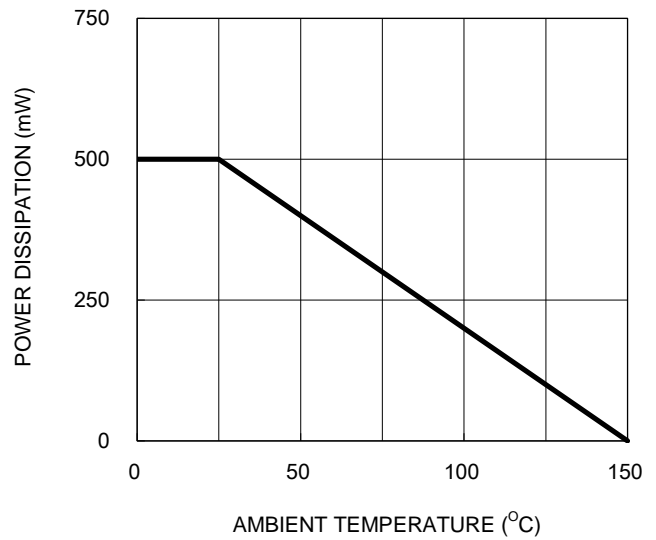
**Fig.2 Zener Breakdown Characteristics**



**Fig.3 Zener Breakdown Characteristics**



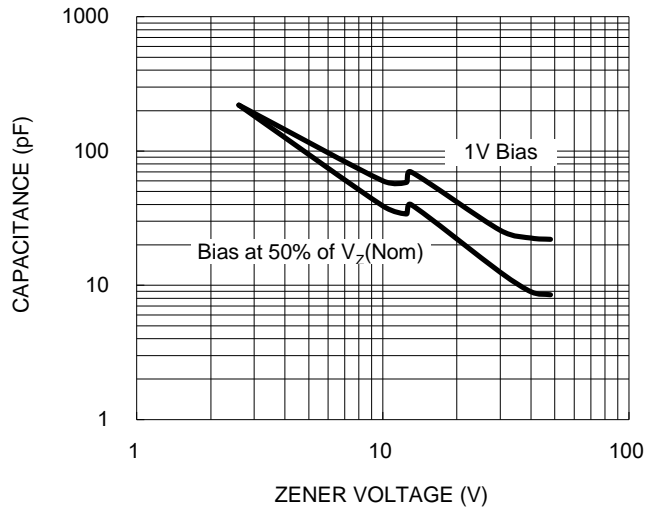
**Fig.4 Power Dissipation Curve**



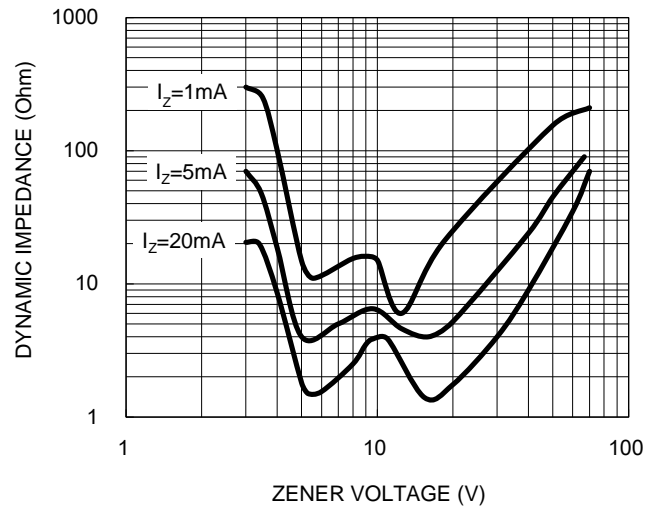
**CHARACTERISTICS CURVES**

( $T_A = 25^\circ\text{C}$  unless otherwise noted)

**Fig.5 Typical Capacitance**

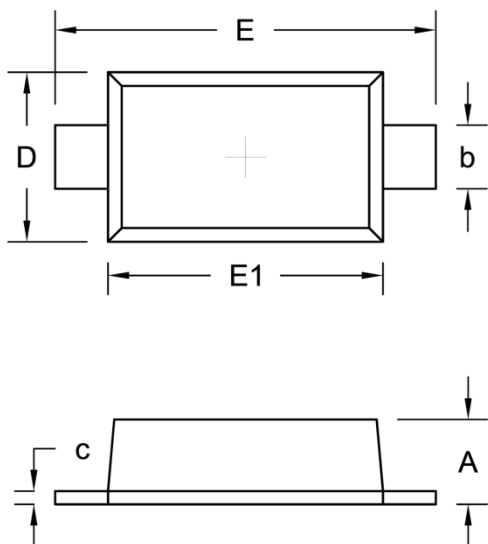


**Fig.6 Effect of Zener Voltage on Impedance**



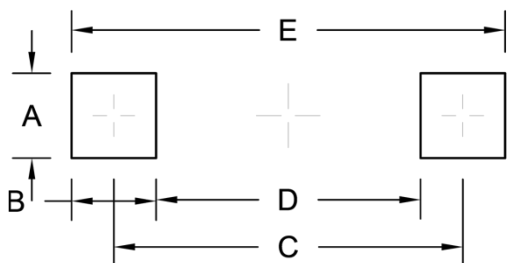
**PACKAGE OUTLINE DIMENSION**

SOD-123F



DIM.	Unit (mm)		Unit (inch)	
	Min.	Max.	Min.	Max.
A	0.80	1.15	0.031	0.045
b	0.50	0.70	0.020	0.028
c	0.05	0.20	0.002	0.008
D	1.50	1.70	0.059	0.067
E	3.30	3.90	0.130	0.154
E1	2.50	2.70	0.098	0.106

**SUGGEST PAD LAYOUT**



Symbol	Unit (mm)	Unit (inch)
A	0.80	0.031
B	0.80	0.031
C	3.30	0.130
D	2.50	0.098
E	4.10	0.161

## Notice

Specifications of the products displayed herein are subject to change without notice. TSC or anyone on its behalf, assumes no responsibility or liability for any errors or inaccuracies.

Purchasers are solely responsible for the choice, selection, and use of TSC products and TSC assumes no liability for application assistance or the design of Purchasers' products.

Information contained herein is intended to provide a product description only. No license, express or implied, to any intellectual property rights is granted by this document. Except as provided in TSC's terms and conditions of sale for such products, TSC assumes no liability whatsoever, and disclaims any express or implied warranty, relating to sale and/or use of TSC products including liability or warranties relating to fitness for a particular purpose, merchantability, or infringement of any patent, copyright, or other intellectual property right.

The products shown herein are not designed for use in medical, life-saving, or life-sustaining applications. Customers using or selling these products for use in such applications do so at their own risk and agree to fully indemnify TSC for any damages resulting from such improper use or sale.

# Mouser Electronics

Authorized Distributor

Click to View Pricing, Inventory, Delivery & Lifecycle Information:

## Taiwan Semiconductor:

[MMSZ5221B](#) [MMSZ5225B](#) [MMSZ5226B](#) [MMSZ5227B](#) [MMSZ5228B](#) [MMSZ5229B](#) [MMSZ5230B](#) [MMSZ5231B](#)  
[MMSZ5232B](#) [MMSZ5234B](#) [MMSZ5235B](#) [MMSZ5236B](#) [MMSZ5237B](#) [MMSZ5239B](#) [MMSZ5240B](#) [MMSZ5241B](#)  
[MMSZ5242B](#) [MMSZ5243B](#) [MMSZ5245B](#) [MMSZ5246B](#) [MMSZ5248B](#) [MMSZ5250B](#) [MMSZ5251B](#) [MMSZ5252B](#)  
[MMSZ5254B](#) [MMSZ5256B](#) [MMSZ5257B](#) [MMSZ5258B](#) [MMSZ5259B](#) [MMSZ5260B](#) [MMSZ5261B](#) [MMSZ5262B](#)  
[MMSZ5244B RH](#) [MMSZ5221B RHG](#) [MMSZ5225B RHG](#) [MMSZ5231B RHG](#) [MMSZ5250B RHG](#) [MMSZ5256B RHG](#)  
[MMSZ5254B RHG](#) [MMSZ5235B RHG](#) [MMSZ5248B RHG](#) [MMSZ5229B RHG](#) [MMSZ5227B RHG](#) [MMSZ5251B RHG](#)  
[MMSZ5258B RHG](#) [MMSZ5226B RHG](#) [MMSZ5234B RHG](#) [MMSZ5252B RHG](#) [MMSZ5242B RHG](#) [MMSZ5240B](#)  
[RHG](#) [MMSZ5237B RHG](#) [MMSZ5261B RHG](#) [MMSZ5236B RHG](#) [MMSZ5260B RHG](#) [MMSZ5244B RHG](#)  
[MMSZ5230B RHG](#) [MMSZ5241B RHG](#) [MMSZ5259B RHG](#) [MMSZ5232B RHG](#) [MMSZ5246B RHG](#) [MMSZ5243B RHG](#)  
[MMSZ5245B RHG](#) [MMSZ5262B RHG](#) [MMSZ5239B RHG](#) [MMSZ5257B RHG](#) [MMSZ5228B RHG](#) [MMSZ5262B RH](#)  
[MMSZ5251B RH](#) [MMSZ5228B RH](#) [MMSZ5234B RH](#) [MMSZ5240B RH](#) [MMSZ5241B RH](#) [MMSZ5235B RH](#)  
[MMSZ5260B RH](#) [MMSZ5252B RH](#) [MMSZ5232B RH](#) [MMSZ5239B RH](#) [MMSZ5259B RH](#) [MMSZ5261B RH](#)  
[MMSZ5256B RH](#) [MMSZ5226B RH](#) [MMSZ5229B RH](#) [MMSZ5257B RH](#) [MMSZ5225B RH](#) [MMSZ5254B RH](#)  
[MMSZ5248B RH](#) [MMSZ5246B RH](#) [MMSZ5237B RH](#) [MMSZ5230B RH](#) [MMSZ5221B RH](#) [MMSZ5227B RH](#)  
[MMSZ5243B RH](#) [MMSZ5245B RH](#) [MMSZ5236B RH](#) [MMSZ5258B RH](#)