

Industrial &amp; Electrical Components

## PCB Relay

Part No.

NRP17



- High switching capacity-30A for 1 Form A
- Reliable Contacting
- Sealed type available
- UL/C-UL recognized

**CONTACT**

Arrangement	1A/1B/1C
Contact Material	Silver Alloy
Contact Resistance (By voltage drop 6V 1A)	Max. 100mΩ
Rating	1A: 30A 240VAC/28VDC
Resistive load (Cos.Φ=1)	1B: 20A 240VAC/28VDC 1C: 20A 240VAC/28VDC
Max. Allowable Voltage	28VDC 240VAC
Max. Allowable Current	30A
Atmospheric pressure	86-106KPa
Service life	
Electrical	1 X 10 <sup>5</sup>
Mechanical	1 X 10 <sup>7</sup>

**CHARACTERISTICS**

Operate Time	15ms.Max.
Release Time	10ms. Max.
Initial breakdown voltage	
Between coil & contact	2500VAC (50/60Hz) for 1 Min.
Between open contacts	1800VAC (50/60Hz) for 1 Min.
Insulation Resistance	Min.100MΩ (500 VDC)
Ambient temperature	-55°C~+70°C
Humidity	40~85%
Shock	Endurance 10G
Resistance	Damage 100G
Vibration	Functional 10 to 55 Hz D.A. of 1.5mm
Resistance	Destruction 10 to 55 Hz D.A. of 1.5mm
Unit weight	30g Max.

**ORDERING INFORMATION**

e.g

**NRP - 17 - C - 12D**

①

②

③

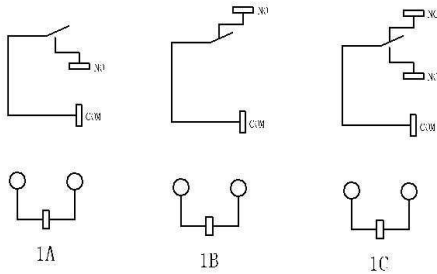
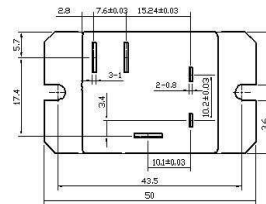
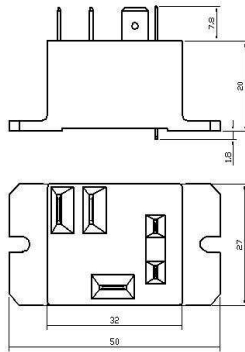
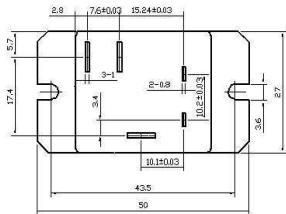
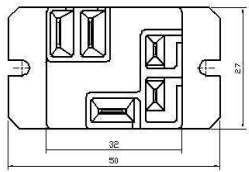
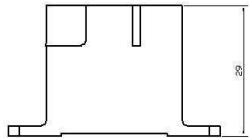
④

- ① Series: Miniature Pcb Relay Series
- ② Part No.
- ③ Contact Form: C=1C/O; A = N/O; B= N/C
- ④ Coil Voltage: 12D=12Vdc 24D=24Vdc

# COIL DATA (at 23°C)

Nomina Voltage (VDC)	Pick-up Voltage VDC(Max)	Drop-out Voltage VDC(Min)	Resistance ( $\Omega$ ) $\pm 10\%$	operating (W)	Max.Allowable Voltage
5	3.75	0.50	26.9	0.93	110% apply to nominal Voltage
6	4.50	0.60	38.8		
9	6.75	0.90	87.1		
12	9.00	1.20	154.9		
24	18.00	2.40	619.4		
48	36.00	4.80	2477.5		

## DIMENSIONS (Unit: mm)



Industrial & Electrical Components