




Industrial & Electrical Components

**Miniature
P.C.B Relay**

Part No.

NRP-15



High switching capacity - 30A for 1 Form A
Reliable Contacting
Sealed type available
UL/C-UL recognized

CONTACT

Arrangement	1A / 1B / 1C
Contact Material	Silver Alloy
Contact Resistive	100 mΩ
Rating	1A: 30A 240VAC/28VDC
Resistive load (cosφ=1)	1B: 20A 240VAC/28VDC
	1C: 20A 240VAC/28VDC
Max. Switching Voltage	250VAC 30VDC
Max. Switching Current	30A
Max. Switching Power	6000VA / 560W
Expected life	
Mechanical	1×10 ⁶ Min
Electrical	1×10 ⁵ Min.

CHARACTERISTICS

Operate Time	15ms. Max.	
Release Time	10ms. Max.	
Initial breakdown voltage		
Between Coil & Contact	2200VAC (50/60Hz)for 1 min.	
Between Open Contacts	1500VAC (50/60Hz)for 1 min.	
Insulation Resistance	Min.100MΩ (500 VDC)	
Shock:	Endurance	10G
	Damage	100G
Vibration	Endurance	10 to 55 Hz ,1.5mm D.A.
	Damage	10 to 55 Hz ,1.5mm D.A.
Humidity	40%~85%RH	
Ambient temperature	-40 to +70	
Unit weight	36g	

ORDERING INFORMATION

e.g

NRP - 15 - C - 12D

Series: Miniature p.c.b Relay

Part No.

Contact Form:

C=1C/O; A = N/O; B= N/C

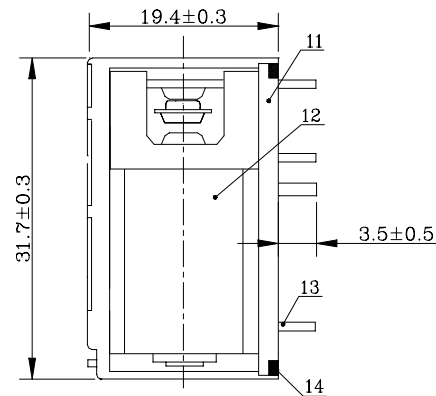
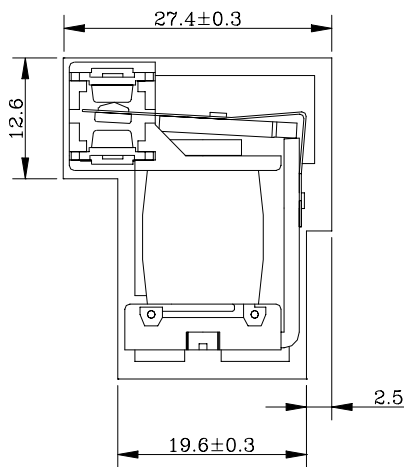
Coil Voltage: 12D= 12Vdc 24D= 24Vdc

COIL DATA (at 20)

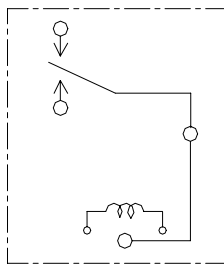
Nominal Voltage (VDC)	Pick-up Voltage VDC(Max)	Drop-out Voltage VDC(Min)	Coil Resistance (Ω) $\pm 10\%$	Nominal operating Power (W)	Max.Allowable Voltage
5	3.75	0.50	26.9	0.93	130% of nominal Voltage
6	4.50	0.60	38.8		
9	6.75	0.90	87.1		
12	9.00	1.20	154.9		
24	18.00	2.40	619.4		
48	36.00	4.80	2477.5		

DIMENSIONS

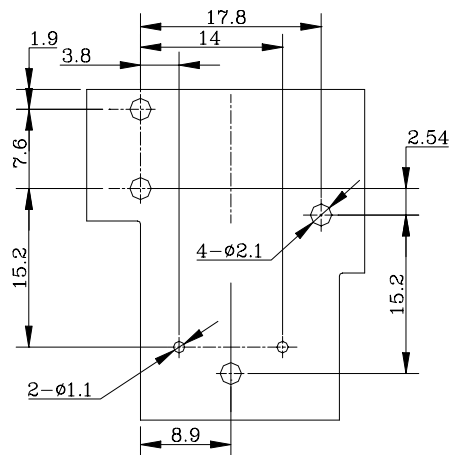
Unit: mm



Schematic (Bottom view)



PC board pattern (Bottom view)



Industrial & Electrical Components